


Ed Gennscheck

FZM-12-6282

1 September 1969

F-111



FB-111




STRUCTURAL BREAKDOWNS

MANUFACTURING ENGINEERING
MEA-197 1 September 1969

GENERAL DYNAMICS
Fort Worth Division

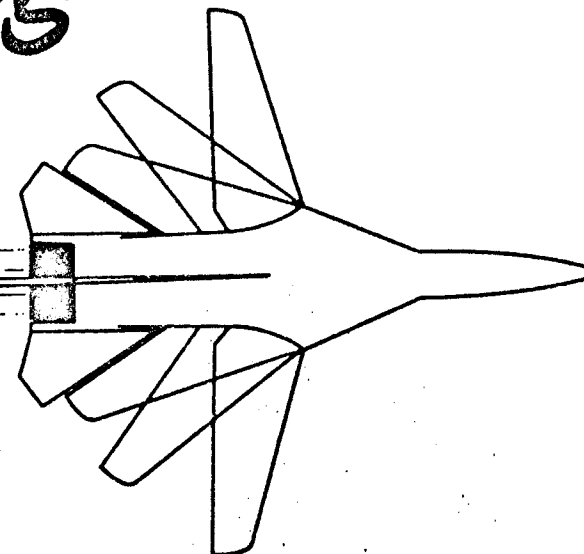
P. O. Box 748, Fort Worth, Texas 76101

F-111 / FB-111



STRUCTURAL BREAKDOWNS

This Brochure is a one-time publication and will not be maintained. The drawings contained herein are for reference only, and do not necessarily depict the latest Engineering information, neither can they be used as an authority for assembling or installing any airplane parts.




MANUFACTURING ENGINEERING
MEA-197 1 September 1969

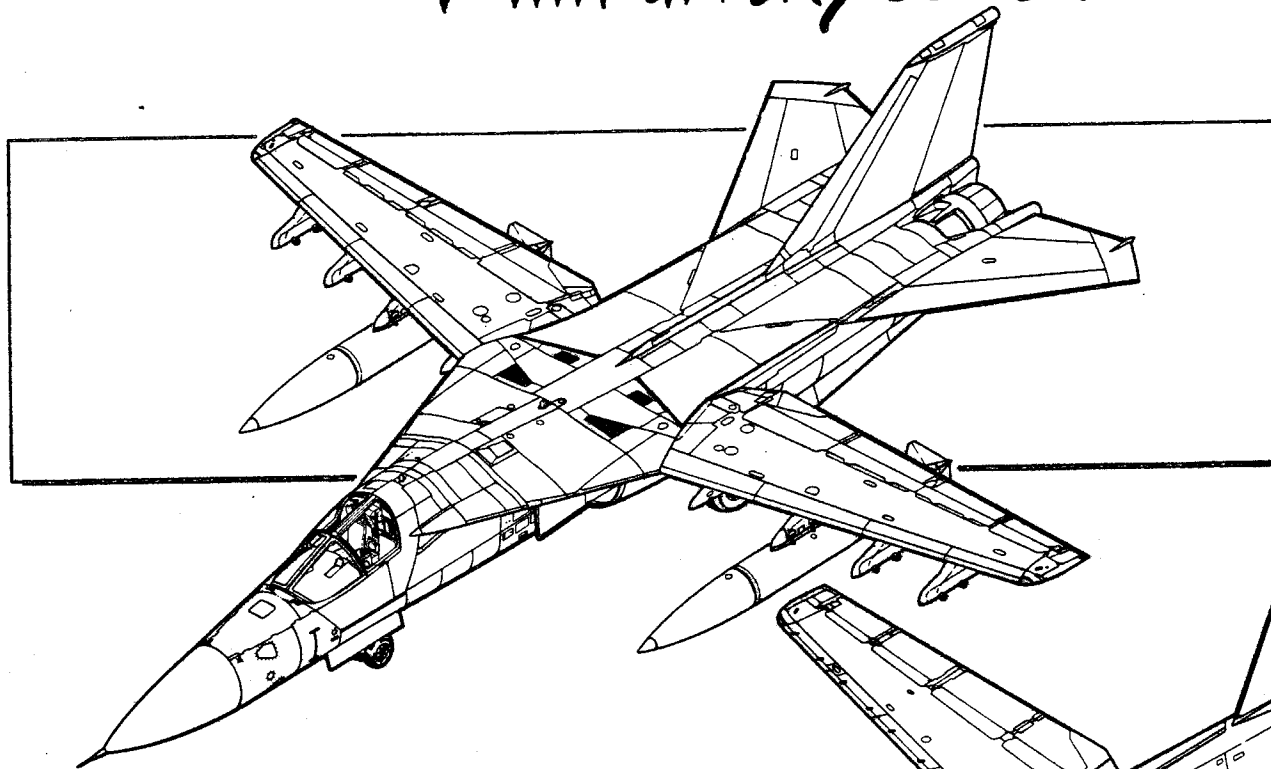
GENERAL DYNAMICS
Fort Worth Division

P. O. Box 748, Fort Worth, Texas 76101

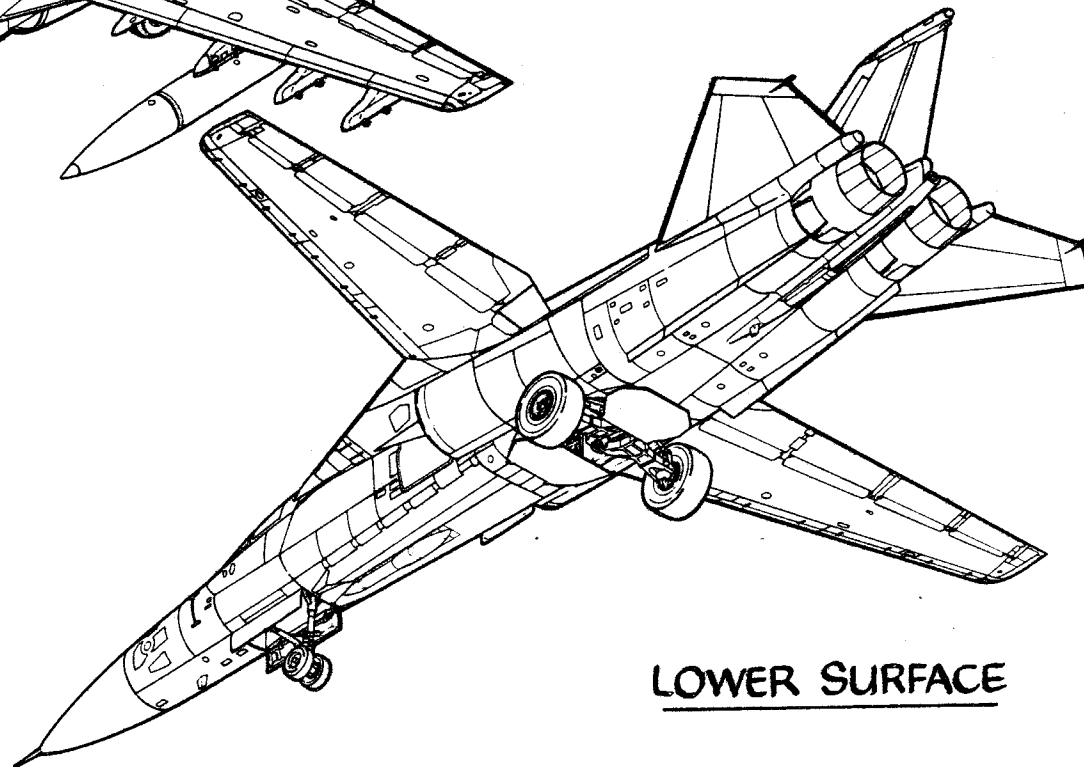
GENERAL INFORMATION



F-111A UPPER/LOWER SURFACE

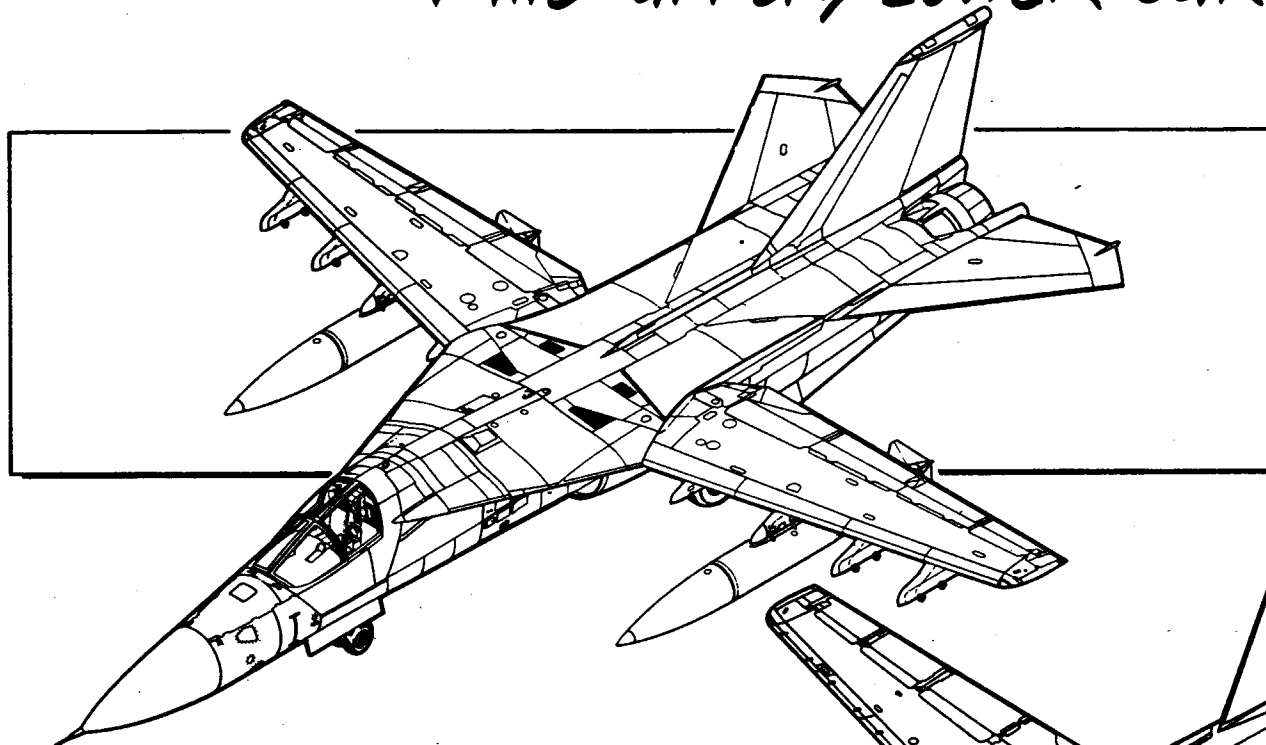


UPPER SURFACE




LOWER SURFACE

F-111E UPPER/LOWER SURFACE

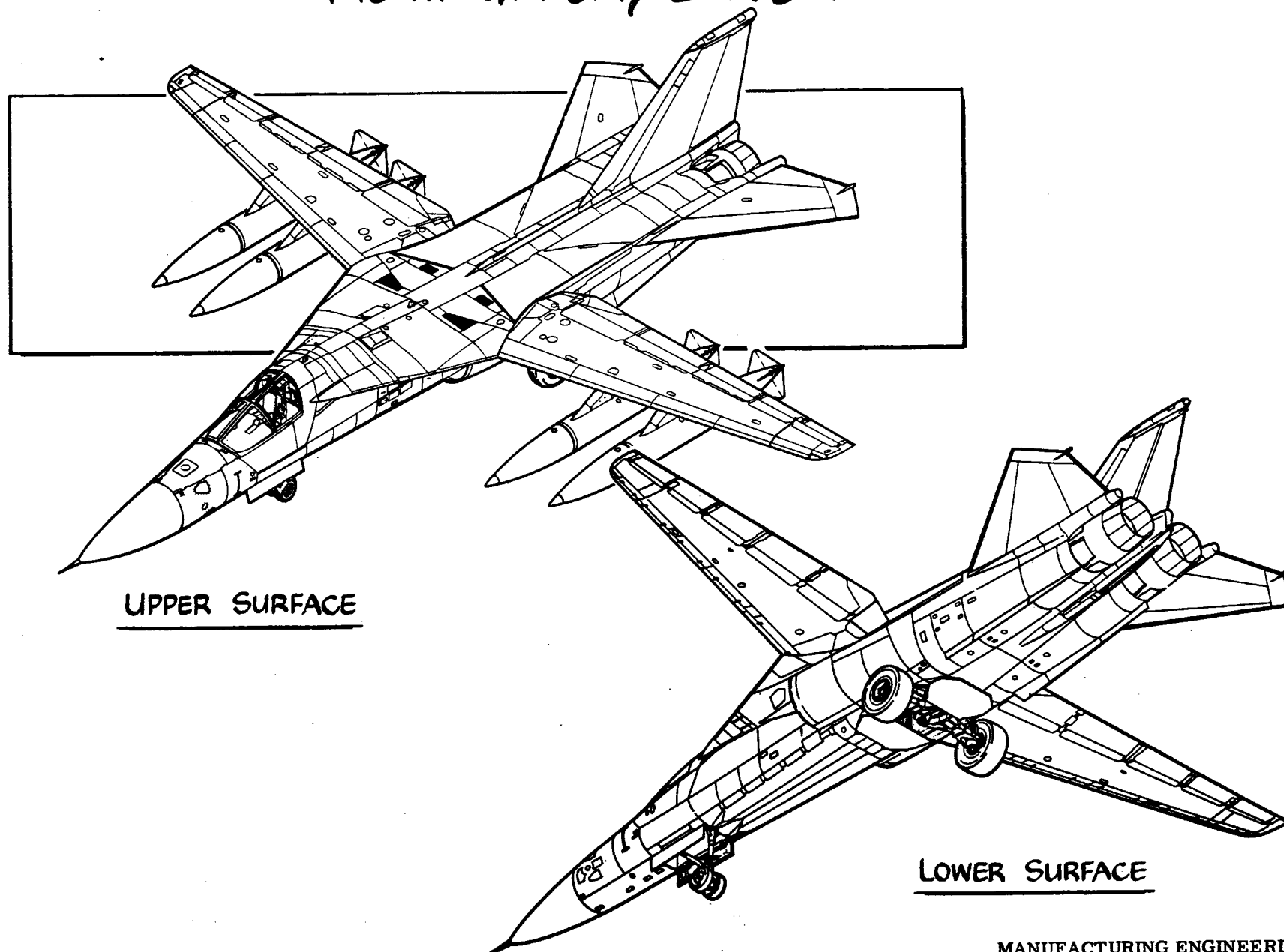


UPPER SURFACE



LOWER SURFACE

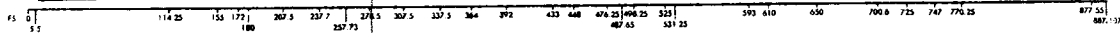
FB-111 UPPER/LOWER SURFACE



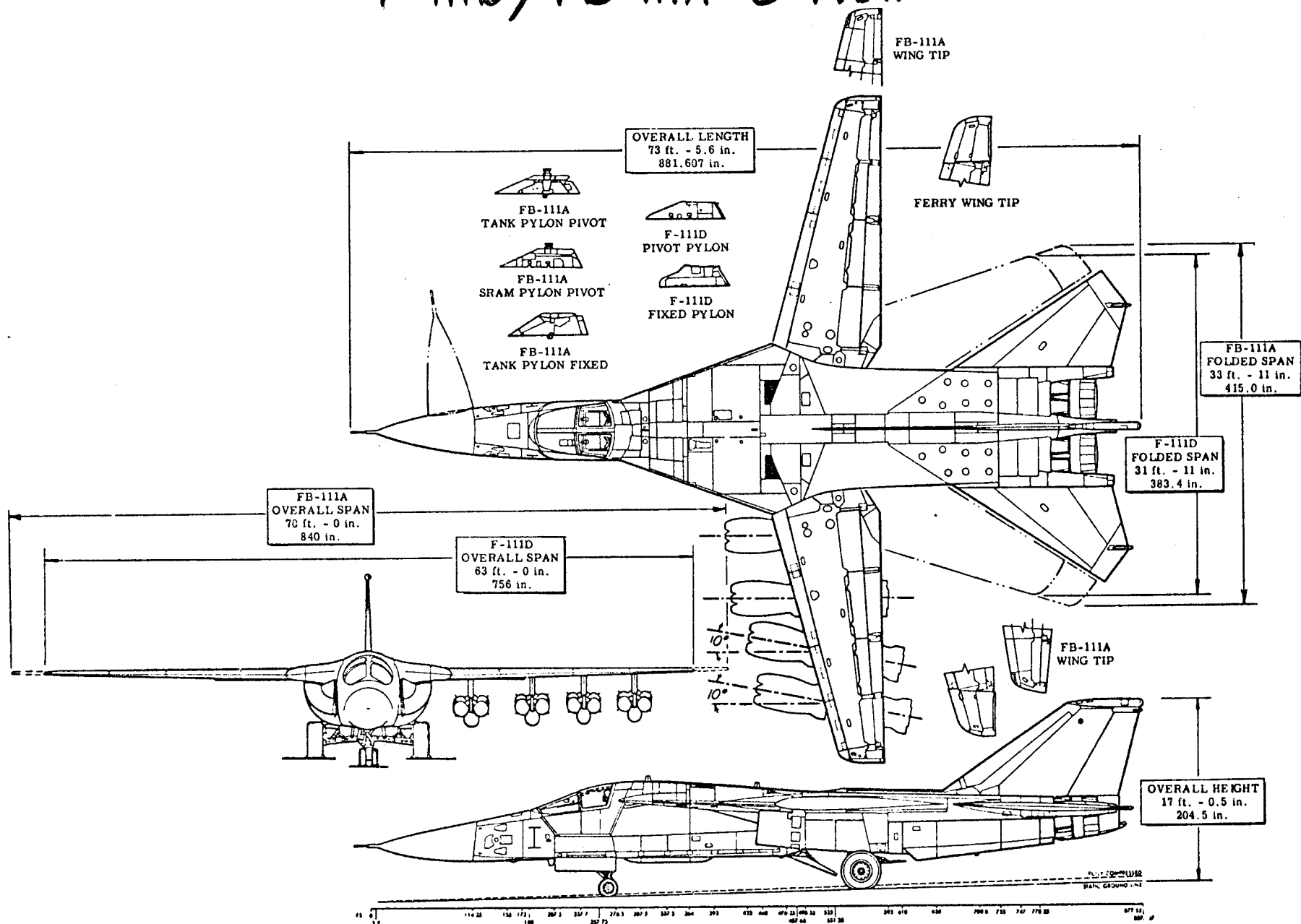
UPPER SURFACE

LOWER SURFACE

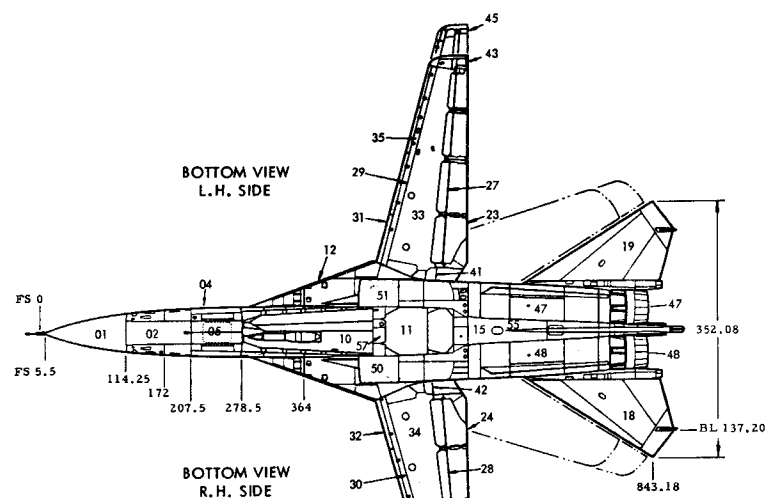
7



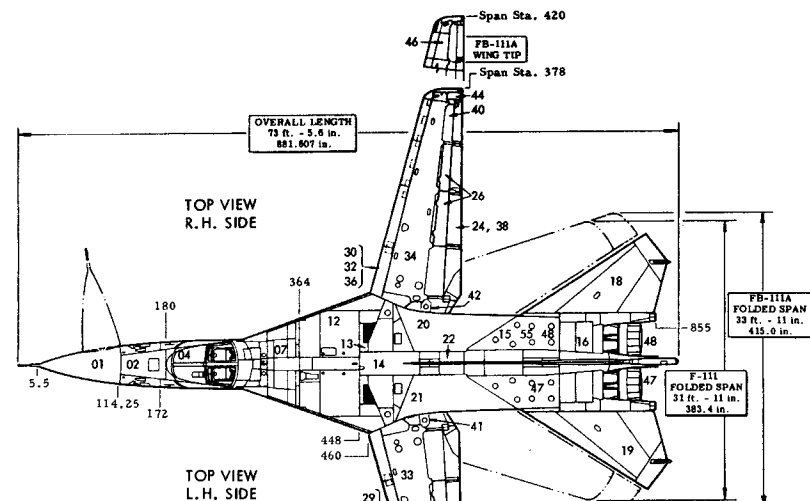
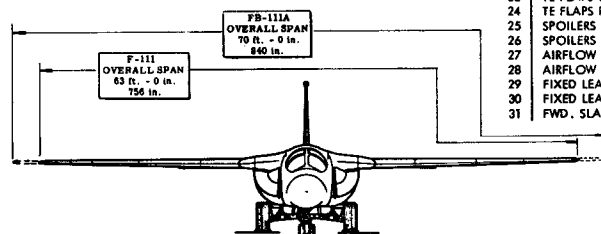
F-111D/FB-111A 3-VIEW



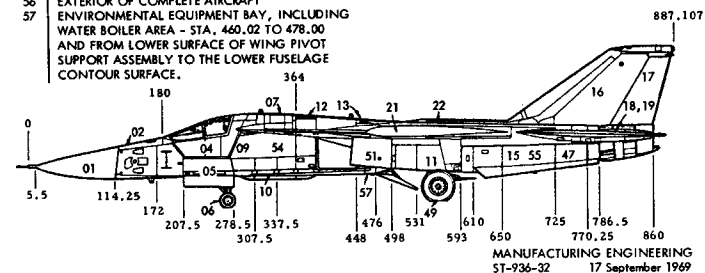
F-111/FB-111 STATION AND AREA



- 01 NOSE RADOME
- 02 FWD. ELECTRONICS BAY
- 03 NAVY FWD. ELECTRONICS BAY-(DELETED)
- 04 CREW COMPARTMENT MODULE
- 05 NOSE LANDING GEAR AREA, DOORS, CHEEKS, & EQUIP.
- 06 NOSE LANDING GEAR
- 07 CREW COMP. MODULE STABILIZATION BOOM
- 08 NAVY AFT ELECTRONICS BAY-(DELETED)
- 09 FORWARD FUEL TANK
- 10 MISSILE BAY-(INCLUDING DOORS) & WEAPON BAY GUN
- 11 MAIN WHEEL WELL AREA (INCLUDING DOORS)
- 12 GLOVE AREA
- 13 ACTUATOR-WING CONTROL
- 14 PIVOT SUPPORT ASSEMBLY
- 15 AFT FUSELAGE FUEL TANK
- 16 VERTICAL STABILIZER AND LEADING EDGES
- 17 RUDDER
- 18 HORIZONTAL STABILIZER R/H
- 19 HORIZONTAL STABILIZER L/H
- 20 FUSELAGE OVERWING FAIRINGS AND WING CAVITY AREA R/H
- 21 FUSELAGE OVERWING FAIRINGS AND WING CAVITY AREA L/H
- 22 FUSELAGE OVERWING CONTROLS TUNNEL AREA
- 23 TE FLAPS L/H
- 24 TE FLAPS R/H
- 25 SPOILERS L/H
- 26 SPOILERS R/H
- 27 AIRFLOW DEFLECTORS L/H
- 28 AIRFLOW DEFLECTORS R/H
- 29 FIXED LEADING EDGE L/H
- 30 FIXED LEADING EDGE R/H
- 31 FWD. SLATS L/H



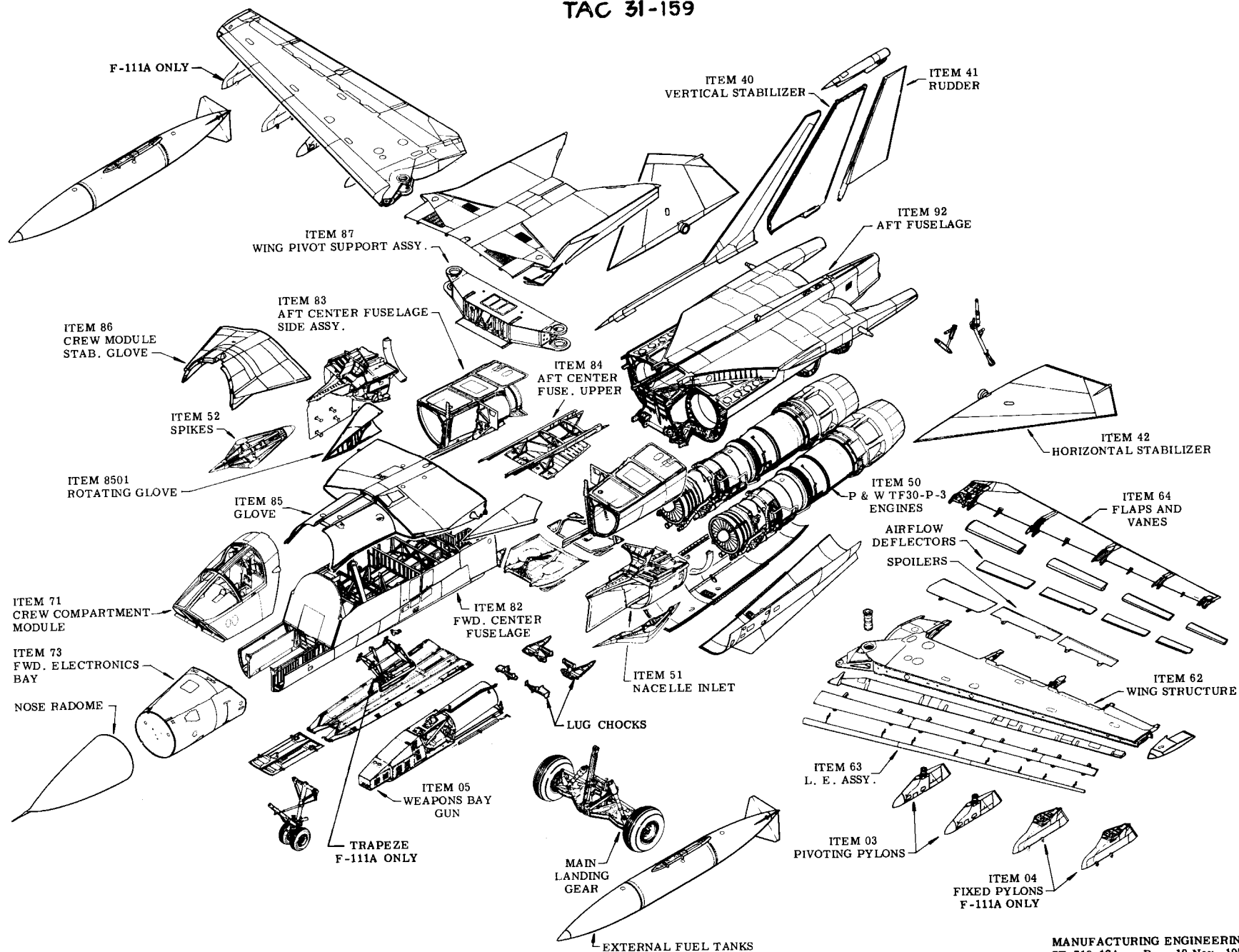
- 32 FWD. SLATS R/H
- 33 WING BOX L/H
- 34 WING BOX R/H
- 35 AFT SLATS L/H
- 36 AFT SLATS R/H
- 37 VANES L/H
- 38 VANES R/H
- 39 OUTBOARD T.E. PANELS FIXED L/H
- 40 OUTBOARD T.E. PANELS FIXED R/H
- 41 INBOARD T.E. PANELS FIXED L/H
- 42 INBOARD T.E. PANELS FIXED R/H
- 43 WING TIP L/H - TAC
- 44 WING TIP R/H - TAC
- 45 FB WING TIP L/H - (NAVY DELETED)
- 46 FB WING TIP R/H - (NAVY DELETED)
- 47 L/H POWER PLANT AND POWER PLANT CAVITY
- 48 R/H POWER PLANT AND POWER PLANT CAVITY
- 49 MAIN LANDING GEAR
- 50 FWD. FUEL TANK - (NAVY DELETED)
- 51 L/H ENGINE INLET AREA
- 52 R/H ENGINE INLET AREA
- 53 ELECTRICAL (ALL AREAS)
- 54 AFT ELECTRONICS BAY (AIR FORCE) (1-11 ONLY)
- 55 AFT FUSELAGE (LESS TANK AREA)
- 56 EXTERIOR OF COMPLETE AIRCRAFT
- 57 ENVIRONMENTAL EQUIPMENT BAY, INCLUDING WATER BOILER AREA - STA. 460.02 TO 478.00 AND FROM LOWER SURFACE OF WING PIVOT SUPPORT ASSEMBLY TO THE LOWER FUSELAGE CONTOUR SURFACE.



MANUFACTURING ENGINEERING
ST-936-32 17 September 1969

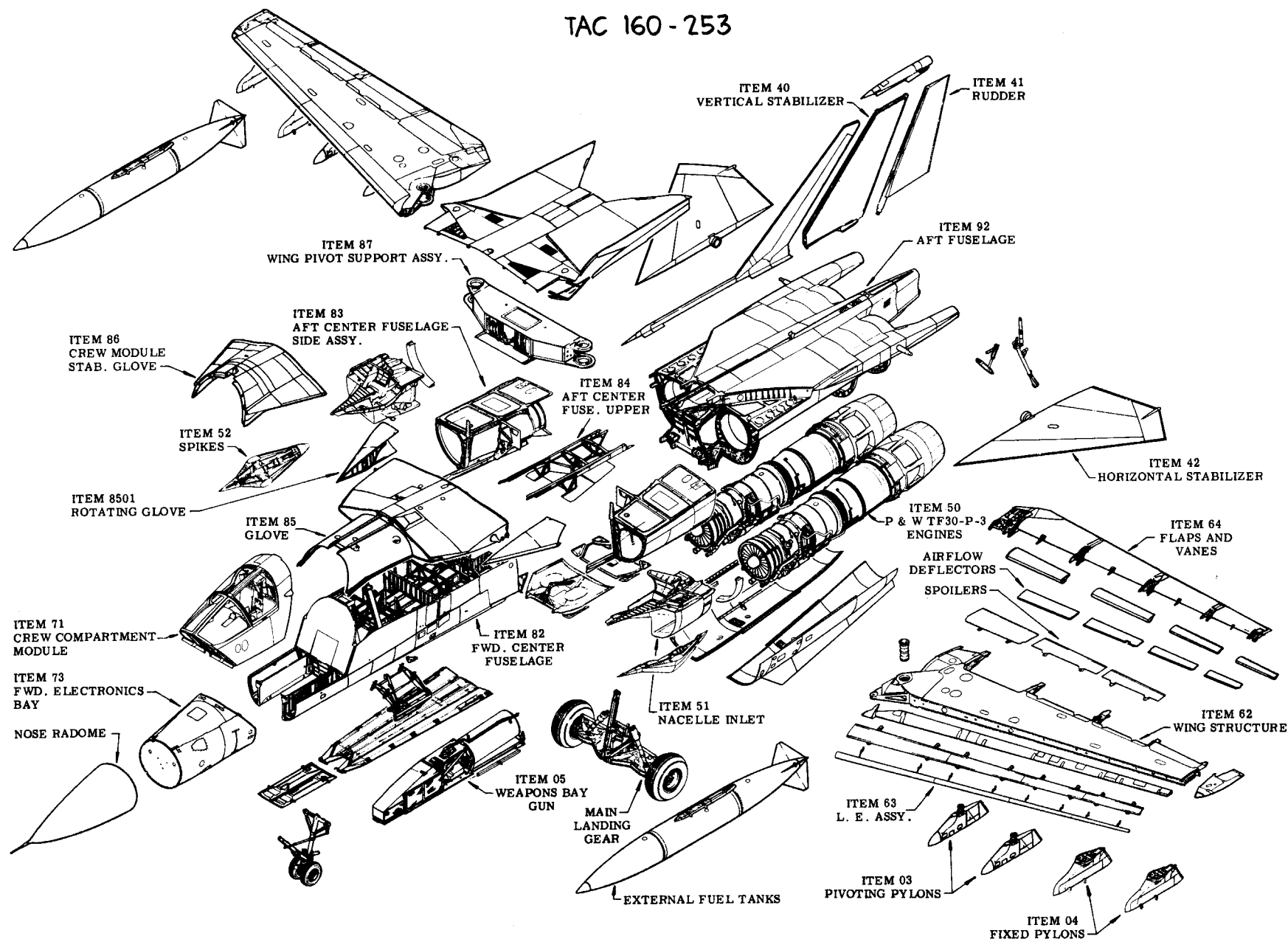
F-111A PRODUCTION BREAKDOWN

TAC 31-159



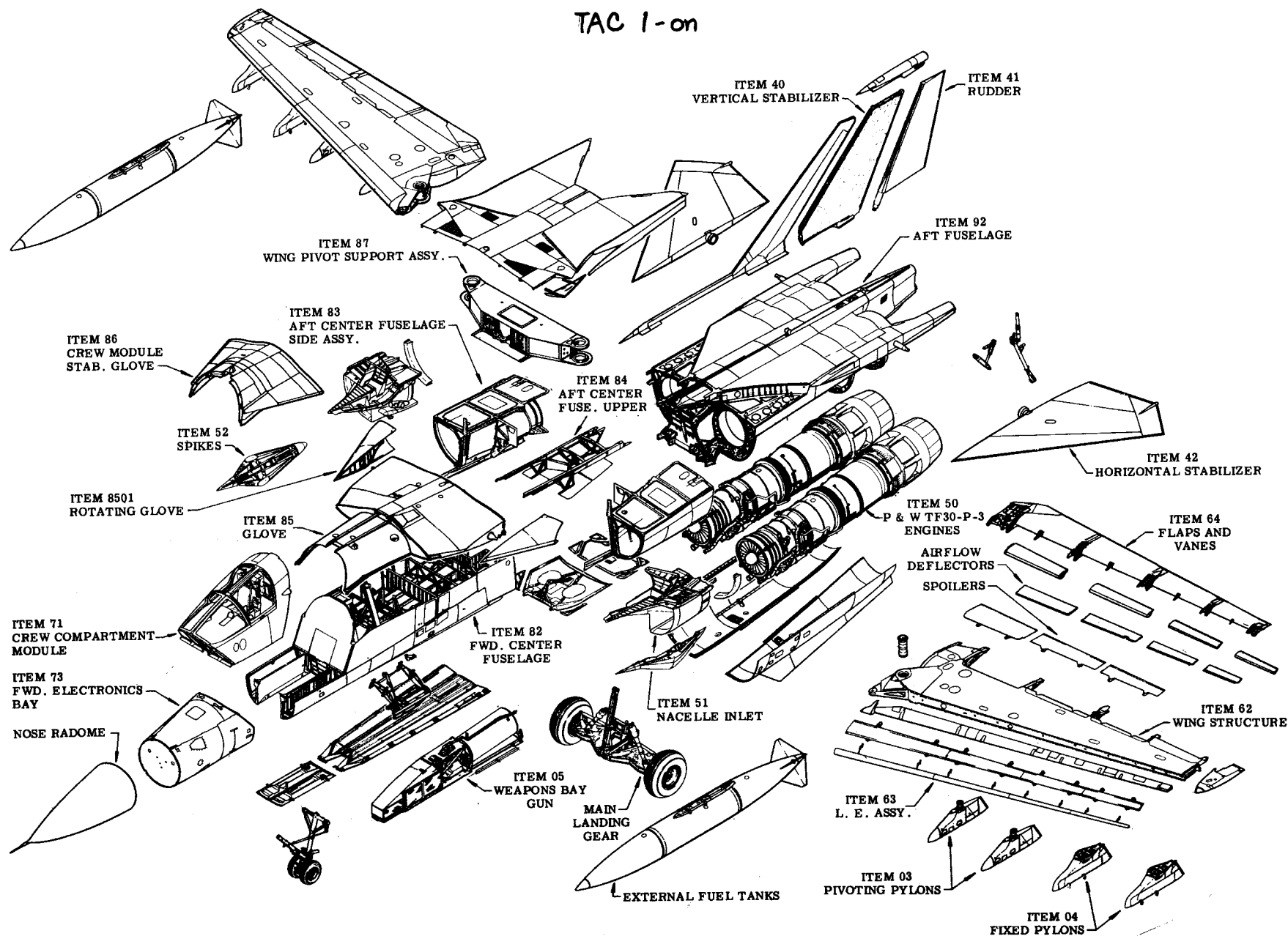
F-111E PRODUCTION BREAKDOWN

TAC 160-253



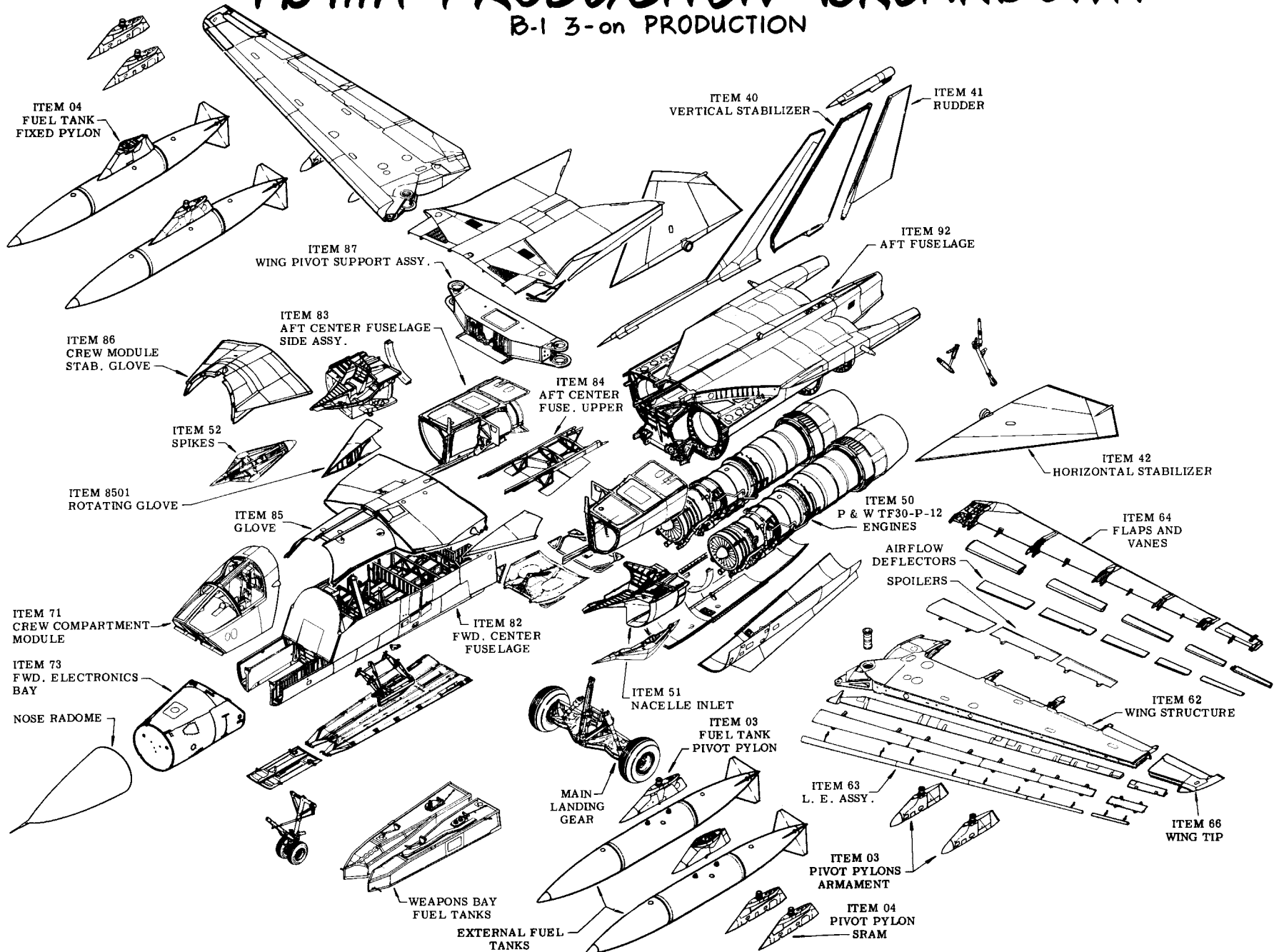
F-111D PRODUCTION BREAKDOWN

TAC 1-on



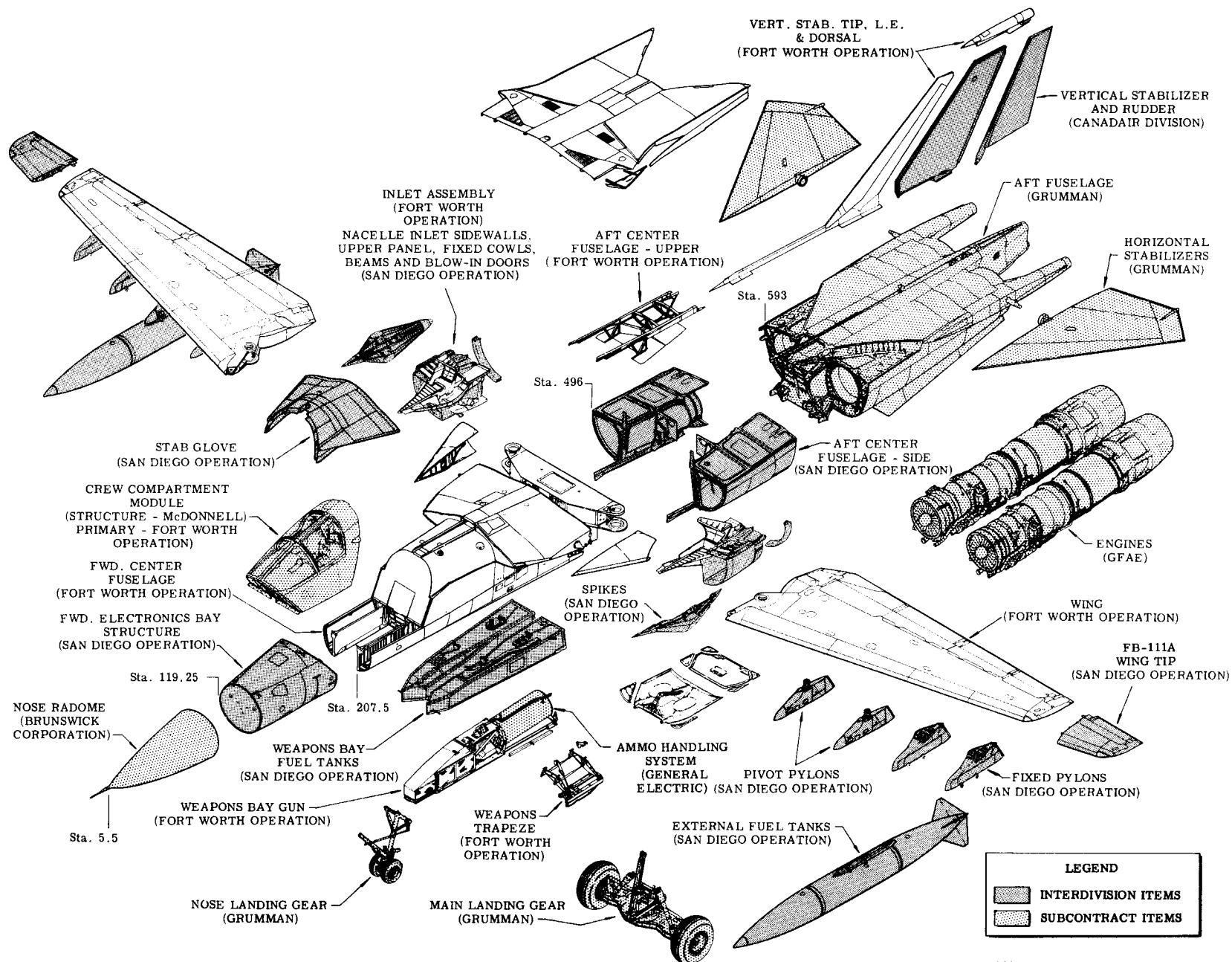
FB-111A PRODUCTION BREAKDOWN

B-1 3-on PRODUCTION



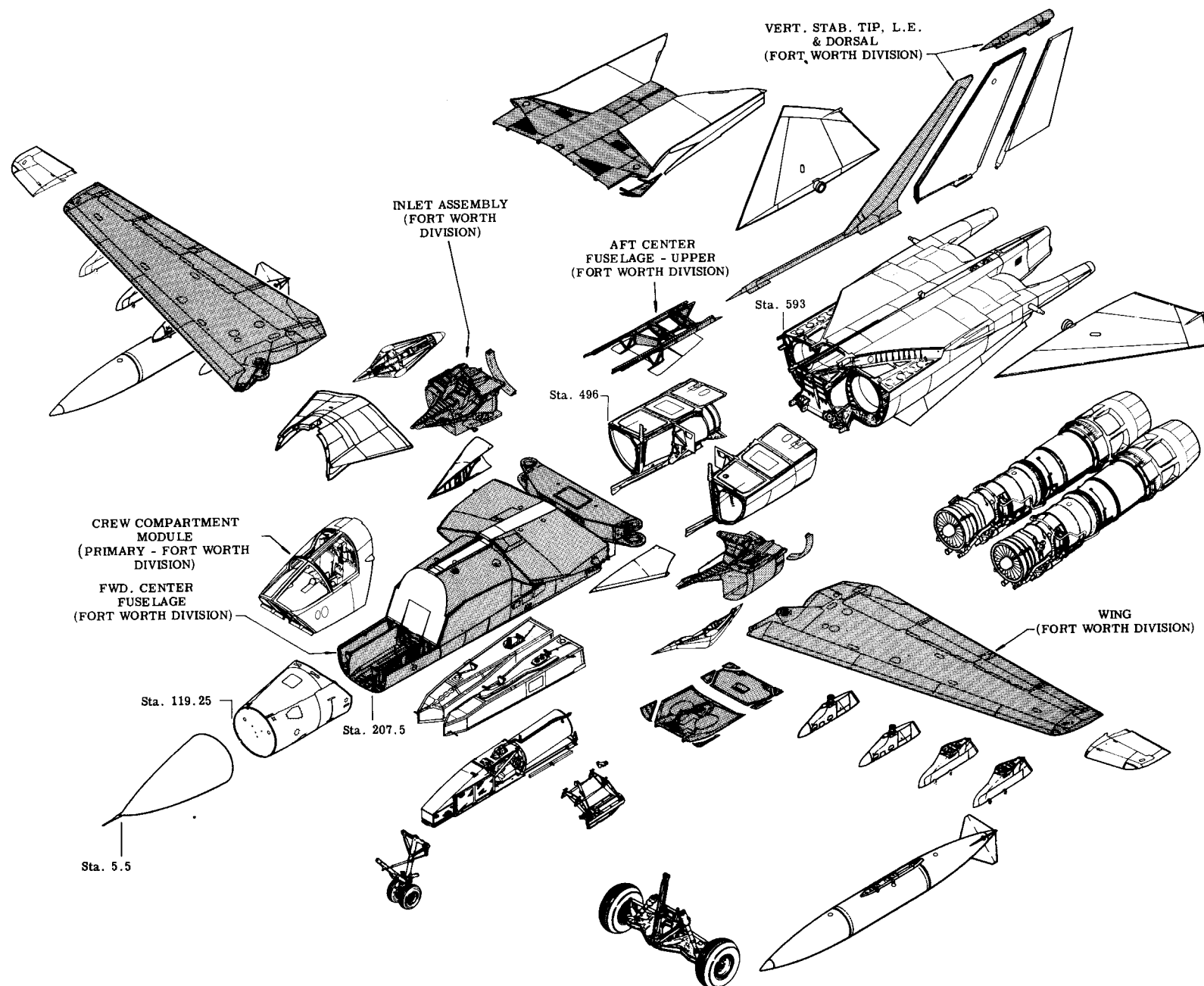
F-111 DIVISION OF TASK

F-111D AND FB-111A PRODUCTION



F111A DIVISION OF TASK

IN-HOUSE ITEMS

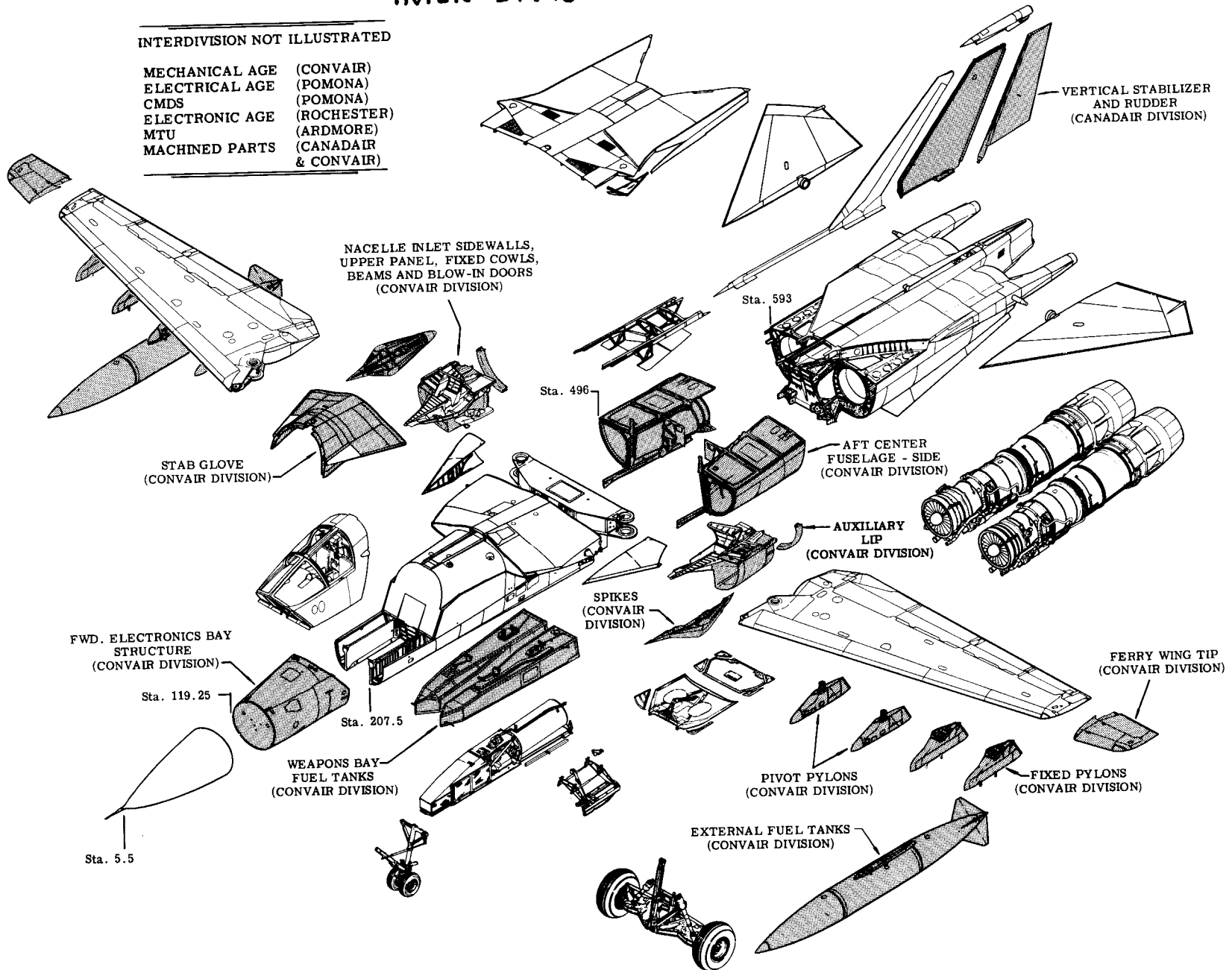


F-111A DIVISION OF TASK

INTER-DIVISION ITEMS

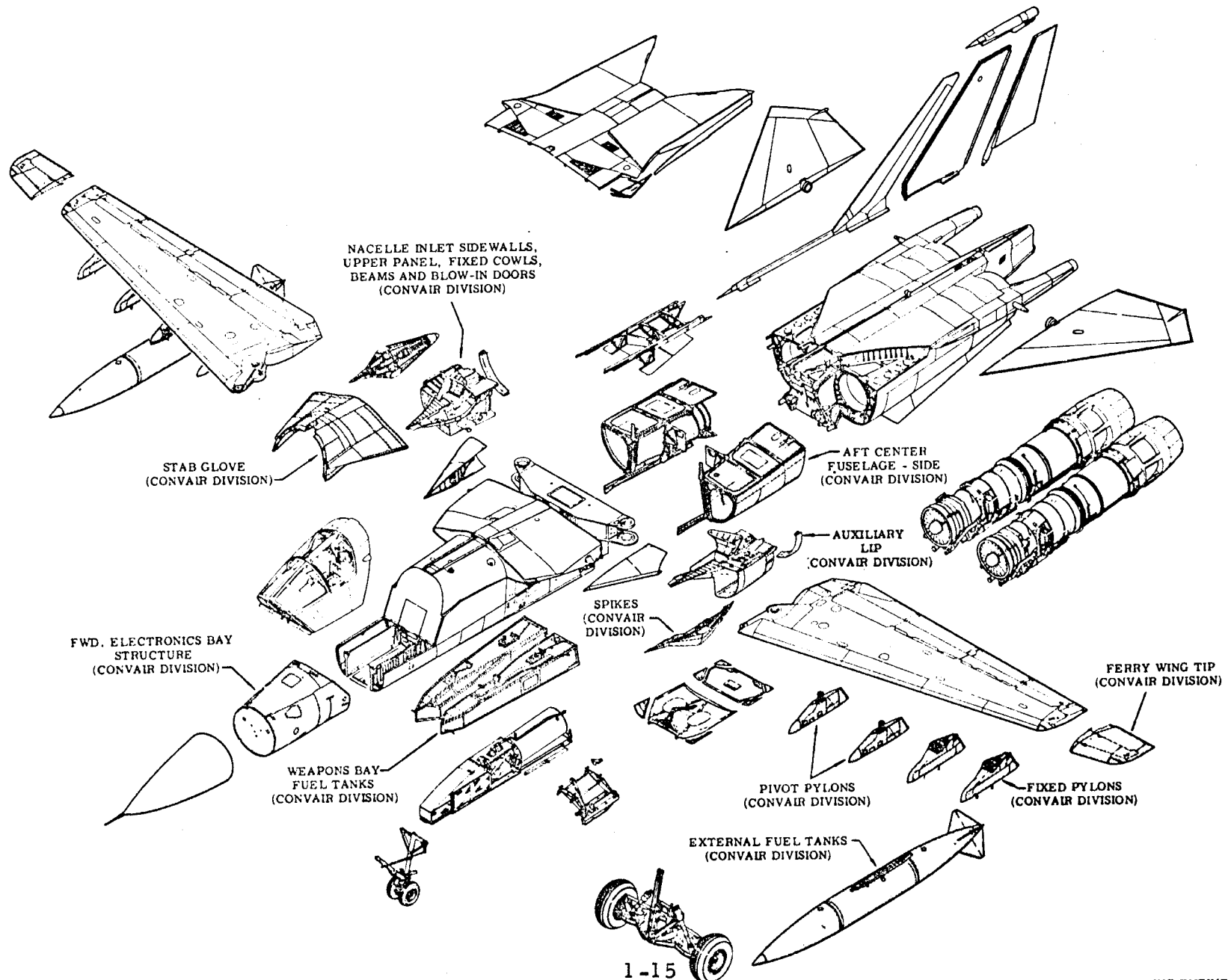
INTERDIVISION NOT ILLUSTRATED

MECHANICAL AGE	(CONVAIR)
ELECTRICAL AGE	(POMONA)
CMDs	(POMONA)
ELECTRONIC AGE	(ROCHESTER)
MTU	(ARDMORE)
MACHINED PARTS	(CANADAIR & CONVAIR)




F-111A DIVISION OF TASK

CONVAIR DIVISION



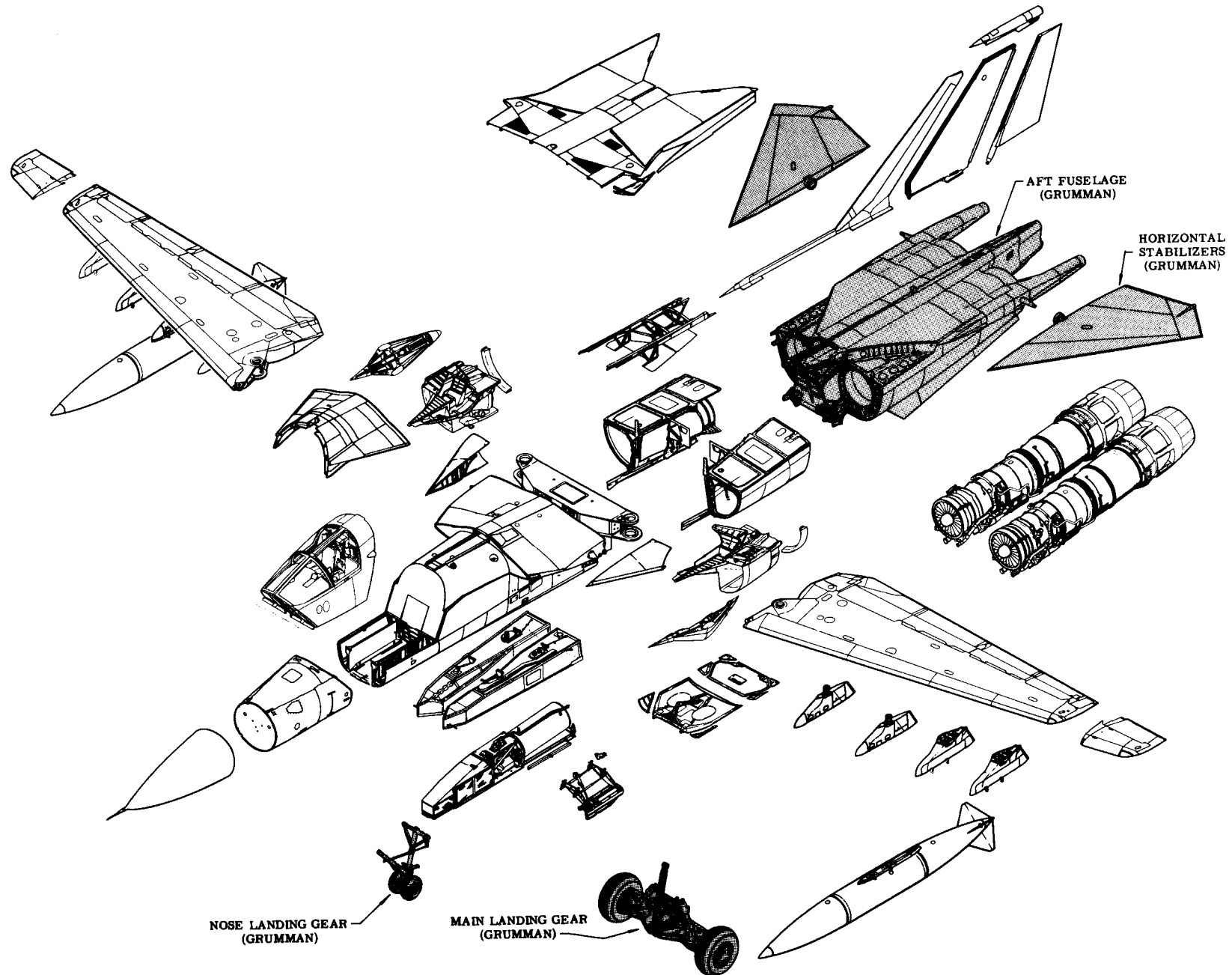
F-111A DIVISION OF TASK

CANADAIR




F-111A DIVISION OF TASK

GRUMMAN

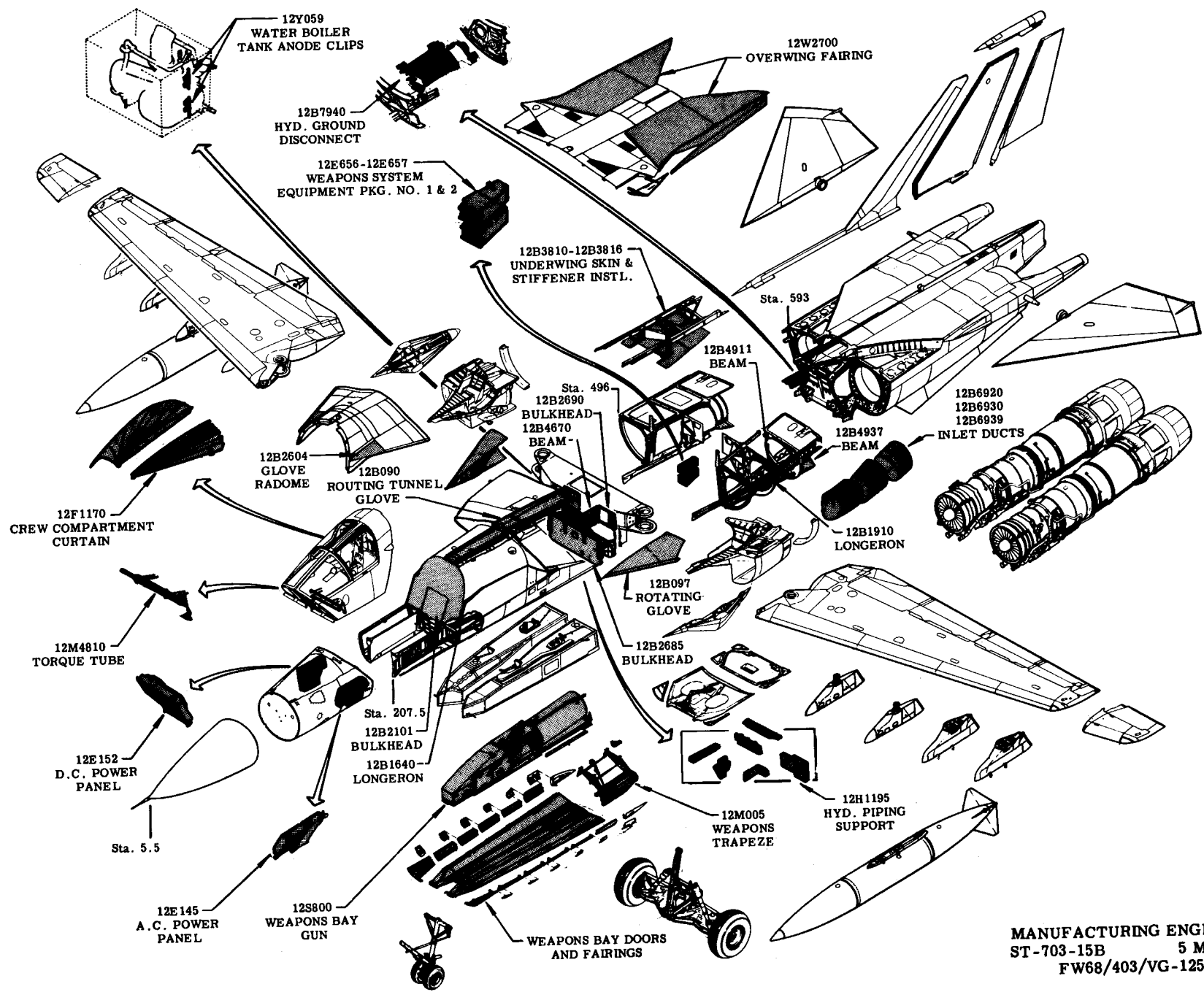


McDONNELL



F-111A DIVISION OF TASK

WACO ITEMS

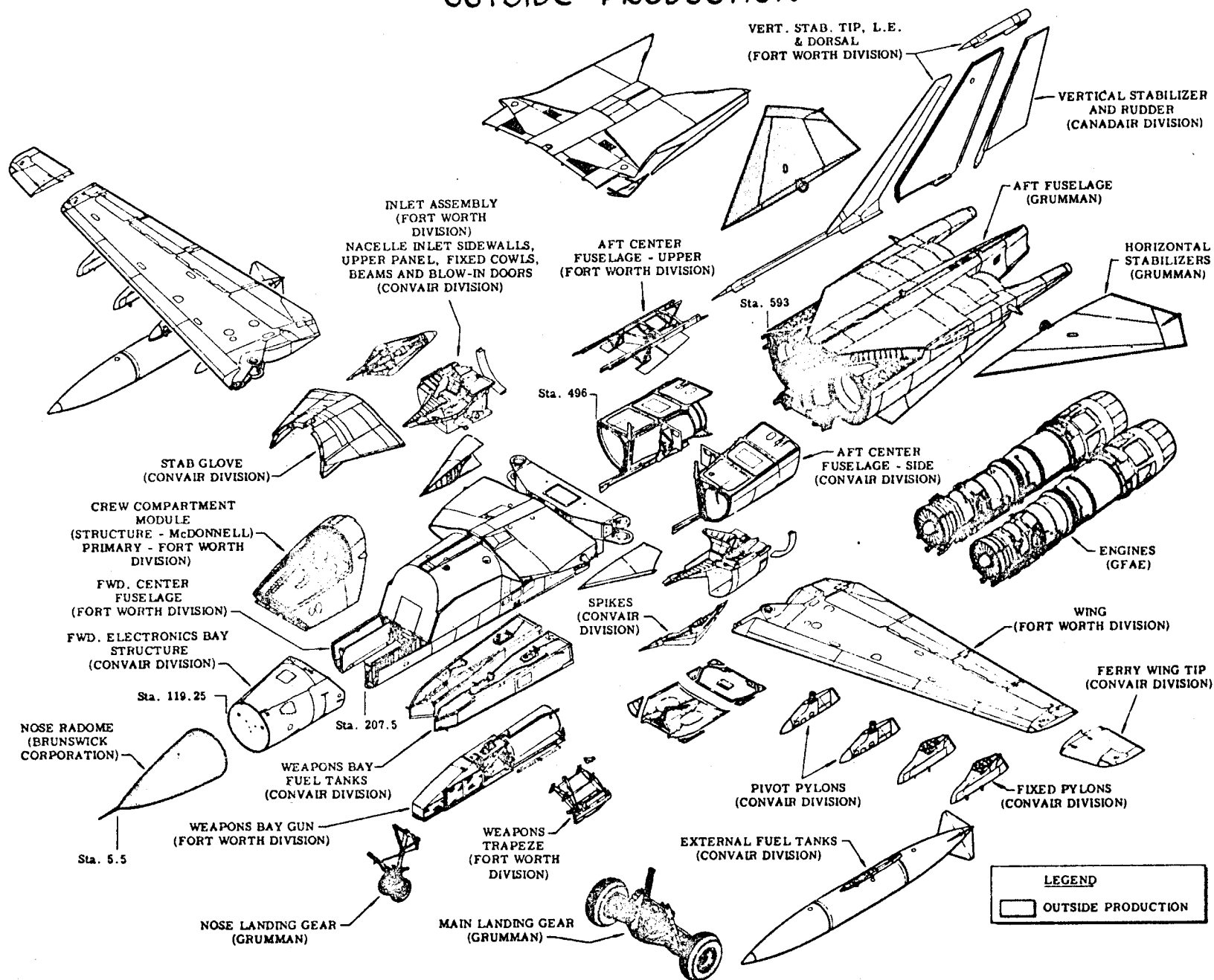


MANUFACTURING ENGINEERING
ST-703-15B 5 March 1968
FW68/403/VG-125-34

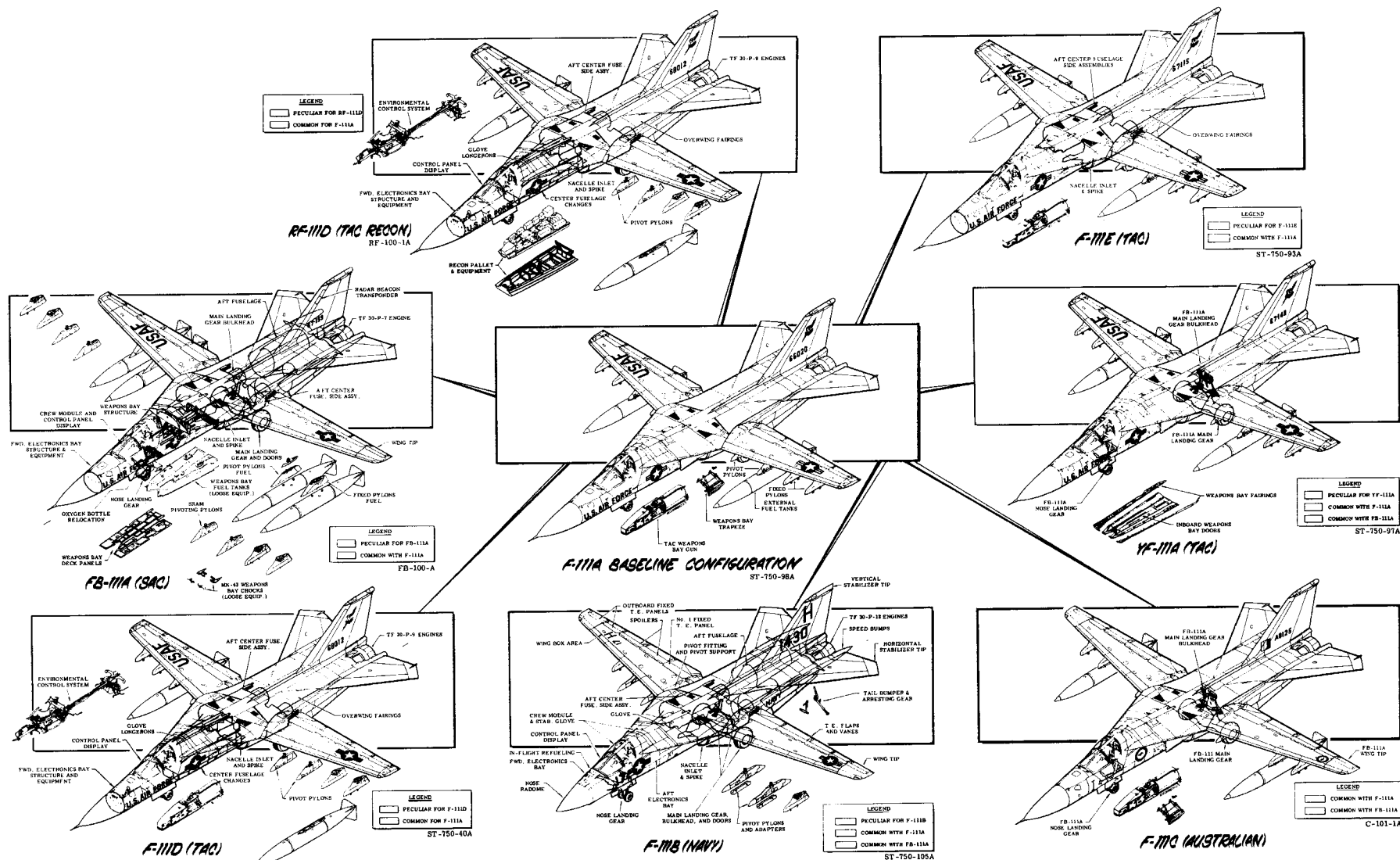
FIND DIVISION OF TASK

OUTSIDE PRODUCTION

22

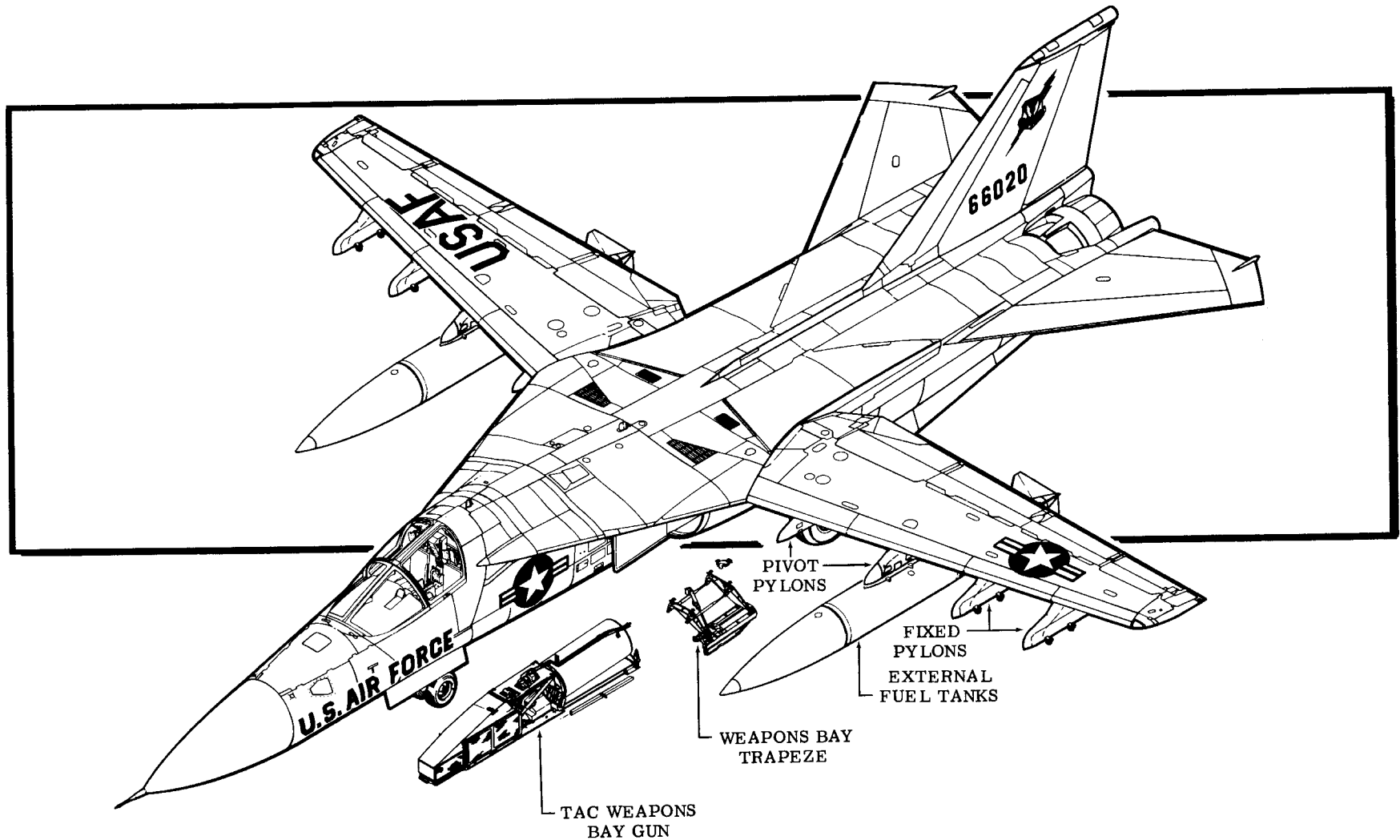


PRODUCTION PROGRAM INTEGRATION



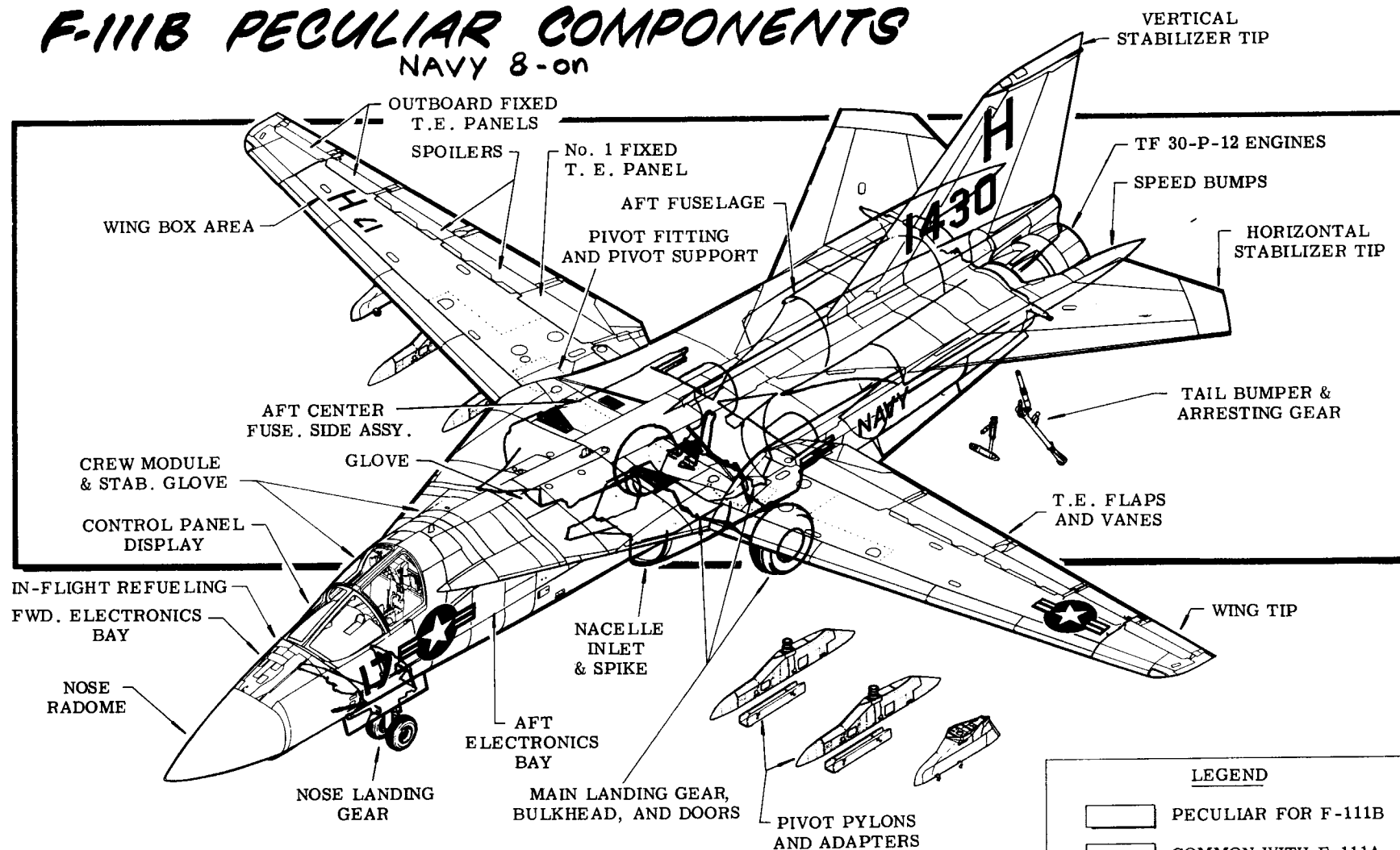
F-111A BASELINE CONFIGURATION

TAC 31-159

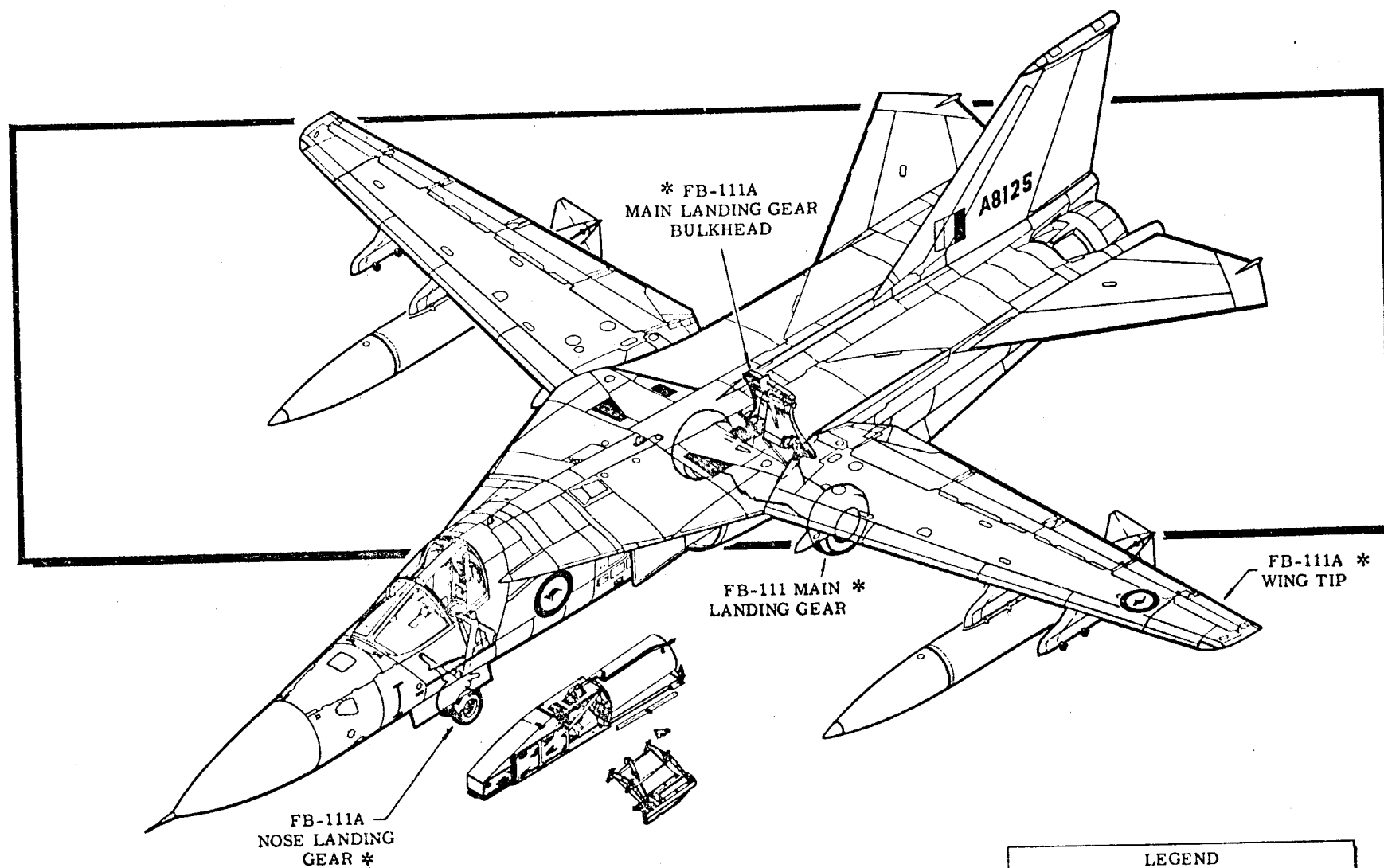


F-111B PECULIAR COMPONENTS

NAVY 8-on

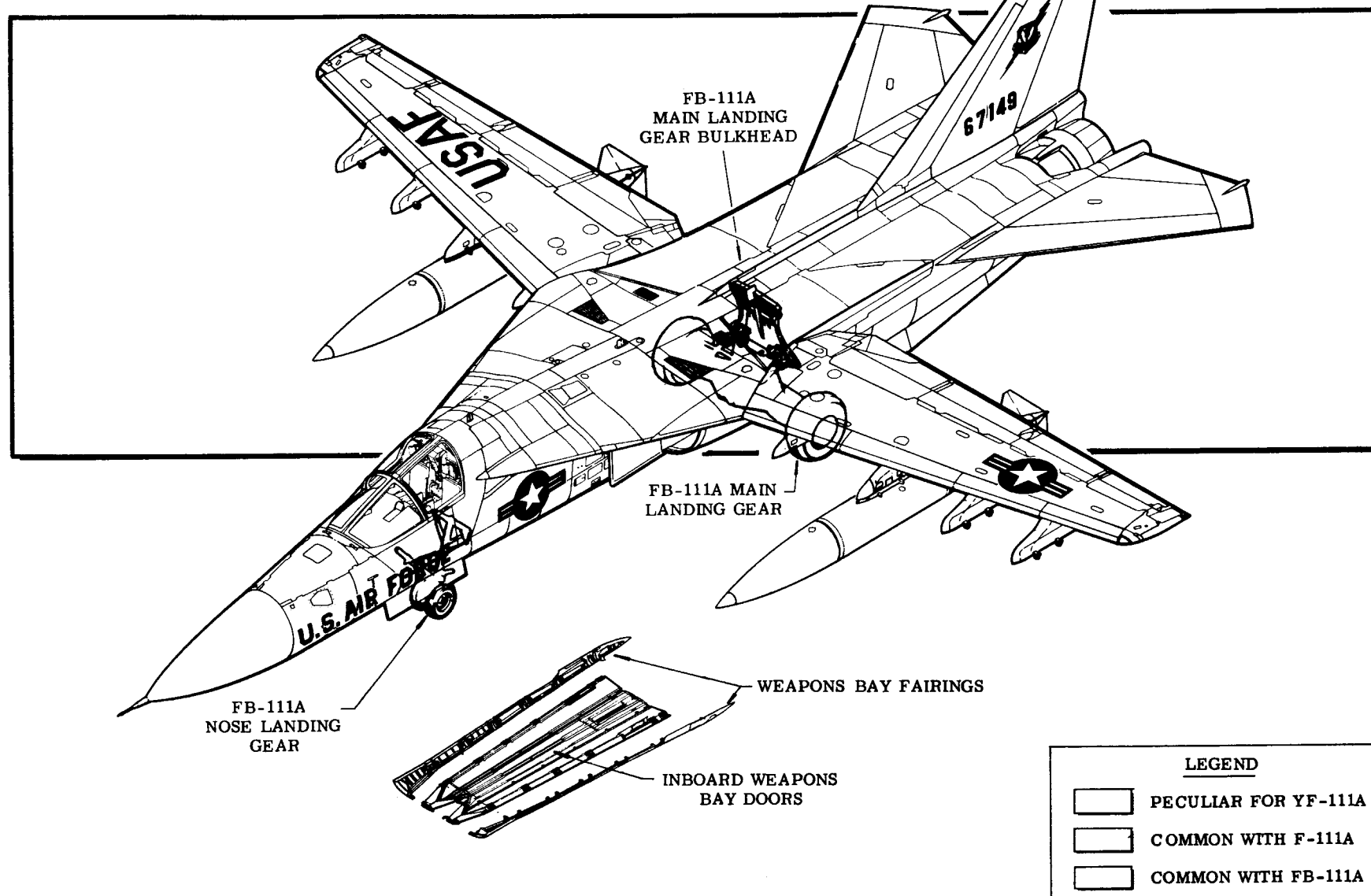


F-111C PECULIAR COMPONENTS



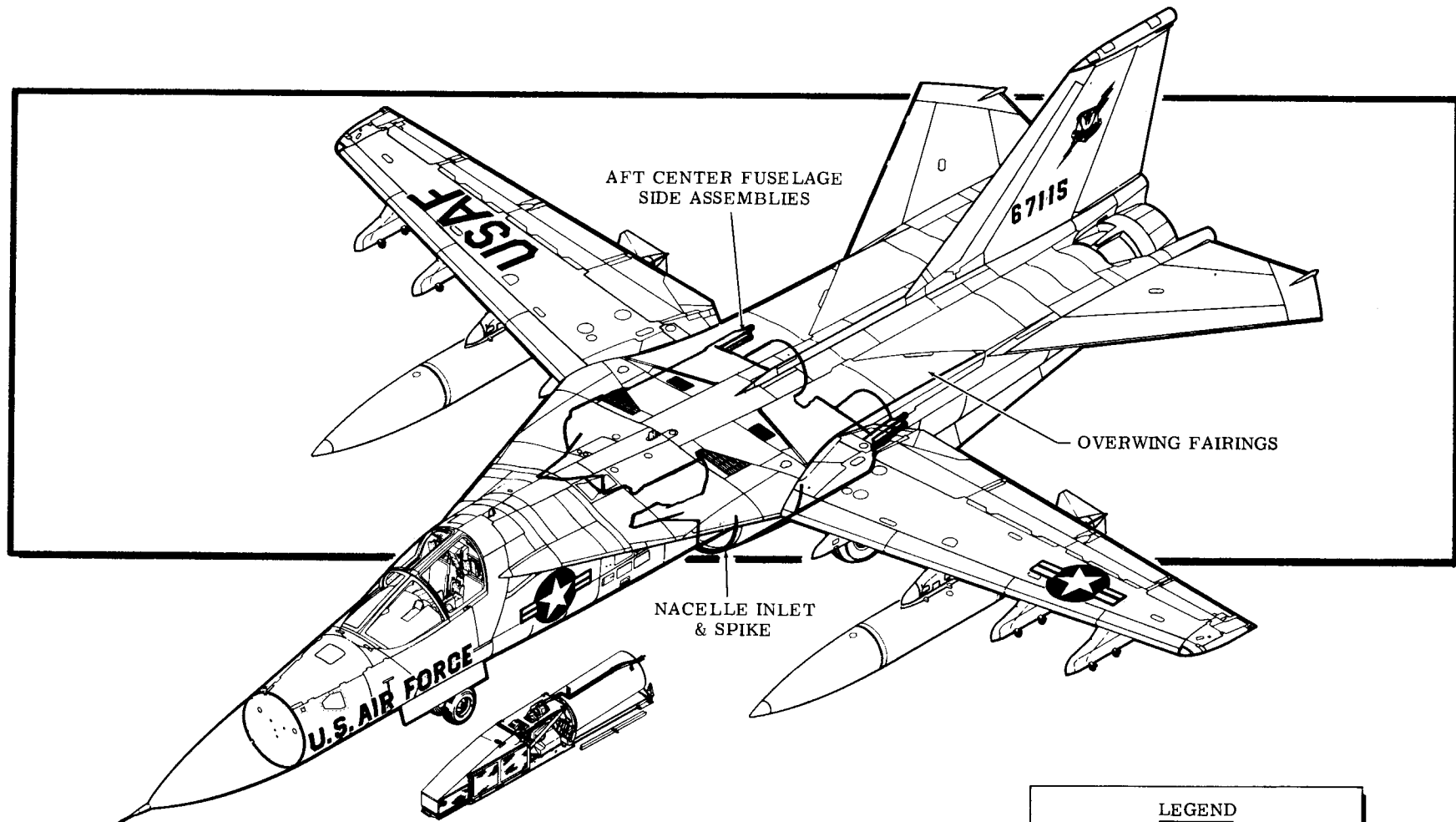
LEGEND	
*	COMMON WITH F-111A
	COMMON WITH FB-111A

YF-111A PECULIAR COMPONENTS



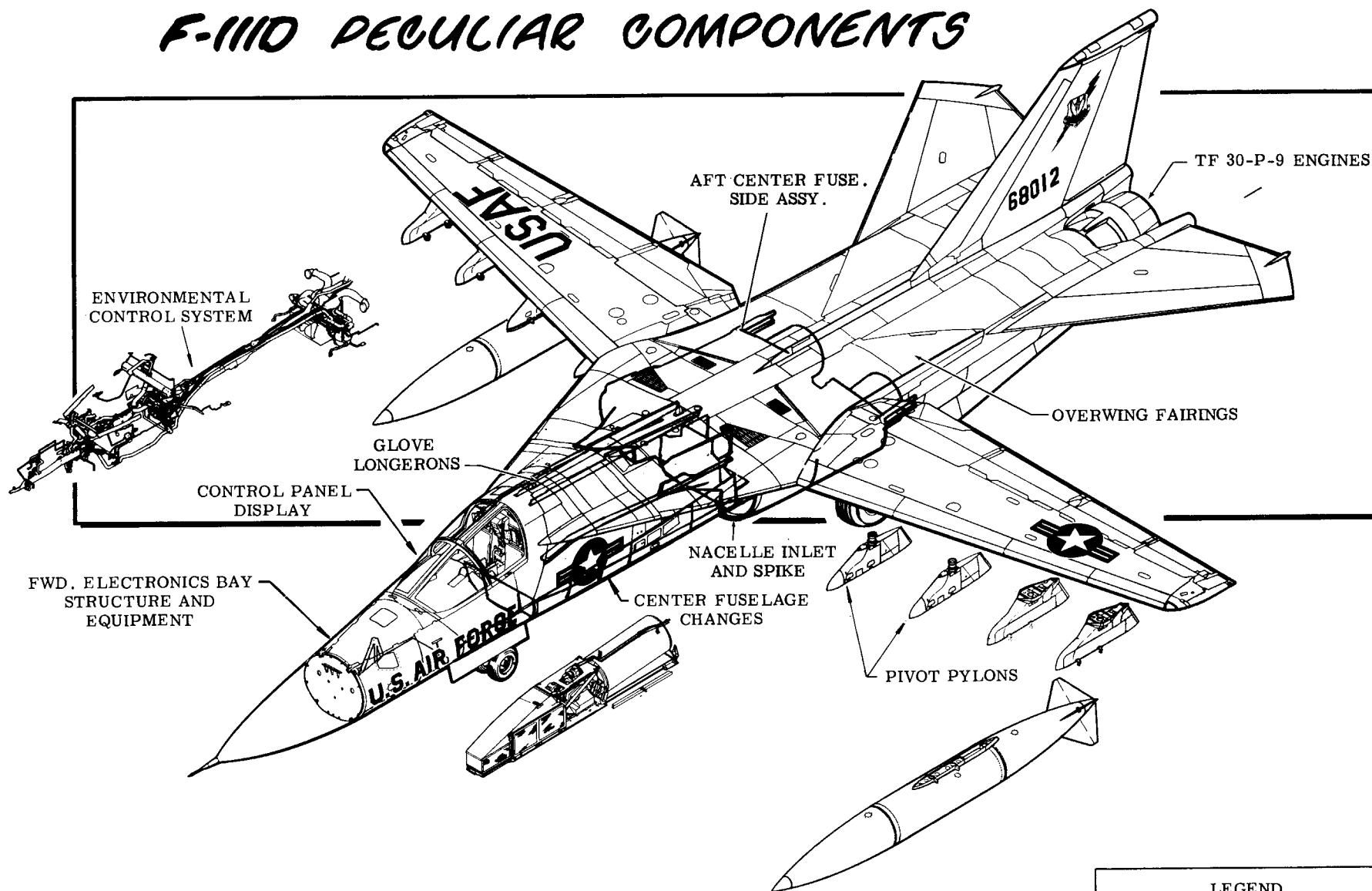
F-111E PECULIAR COMPONENTS

TAC 160-253



LEGEND	
	PECULIAR FOR F-111E
	COMMON WITH F-111A

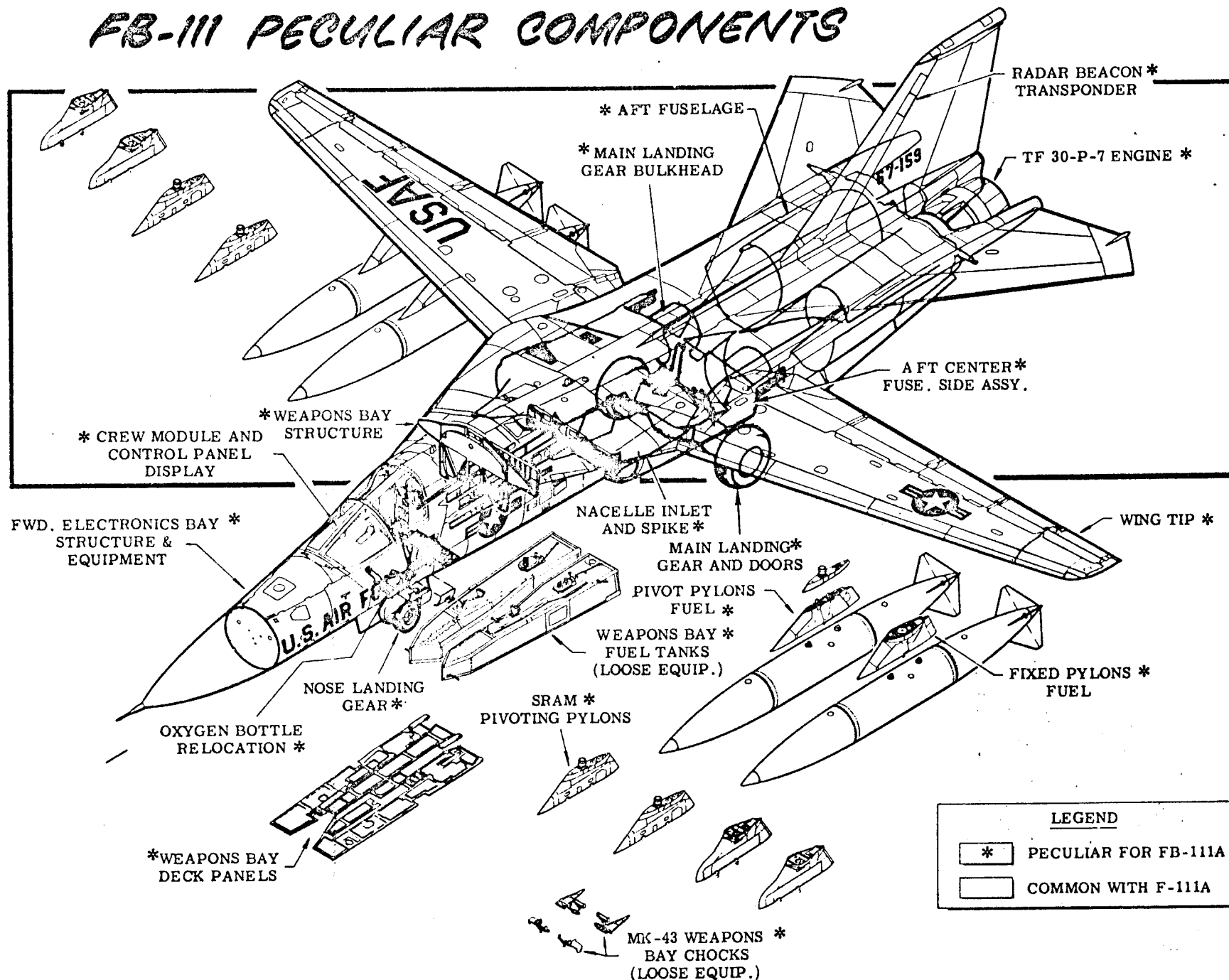
F-111D PECULIAR COMPONENTS



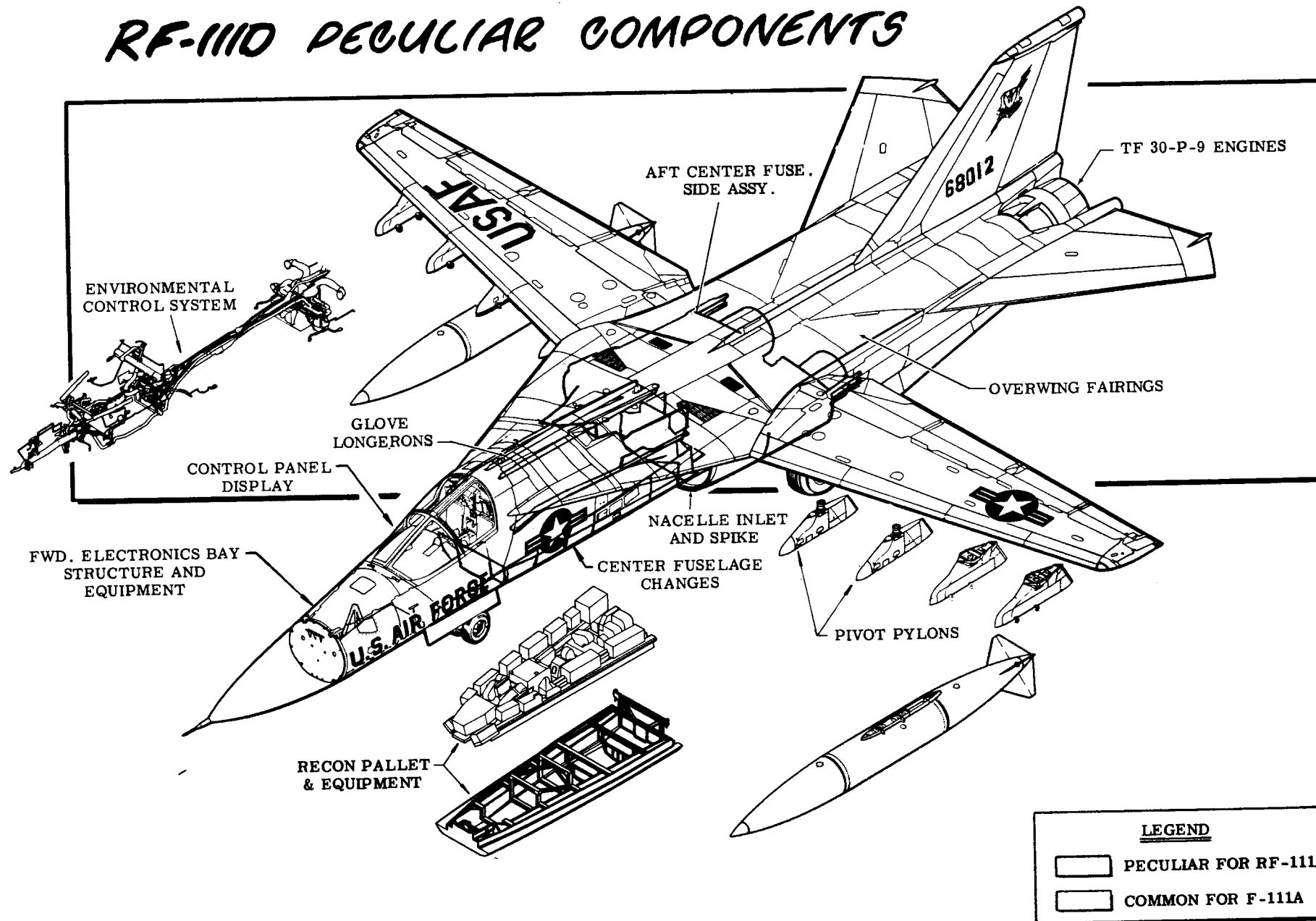
LEGEND

- | | |
|--|---------------------|
| | PECULIAR FOR F-111D |
| | COMMON FOR F-111A |

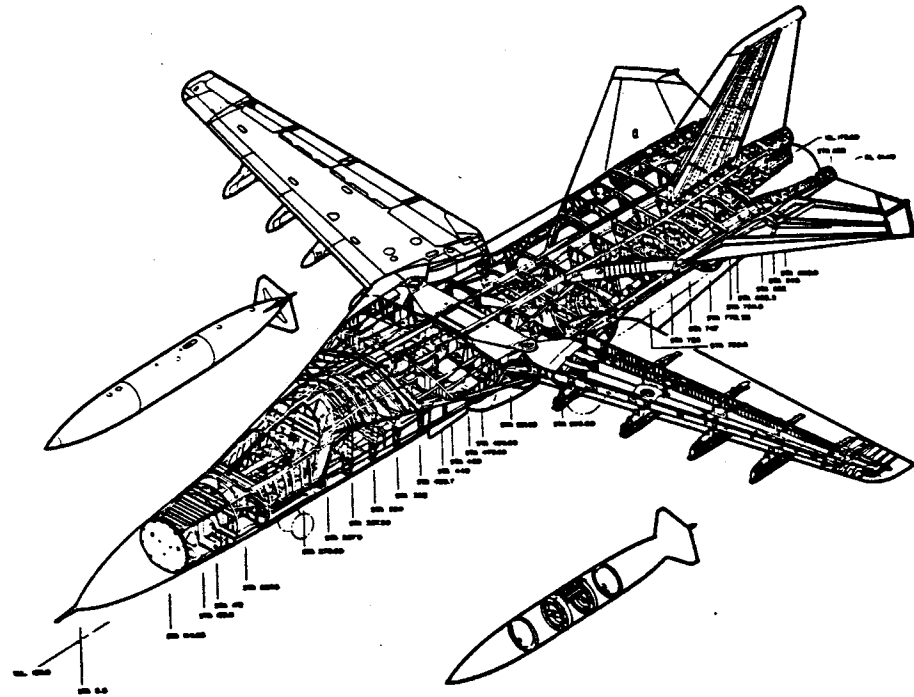
FB-111 PECULIAR COMPONENTS



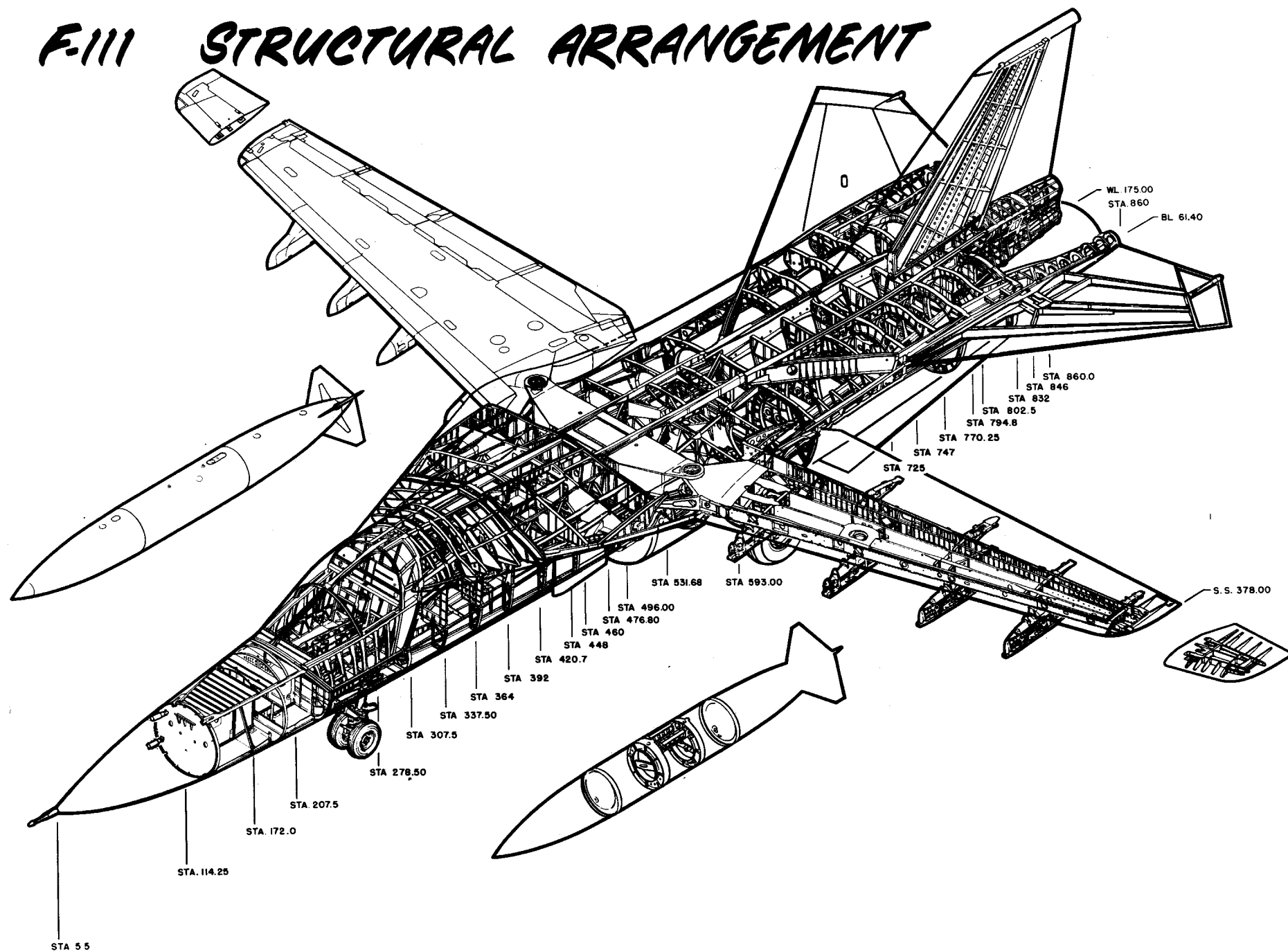
RF-111D PECULIAR COMPONENTS



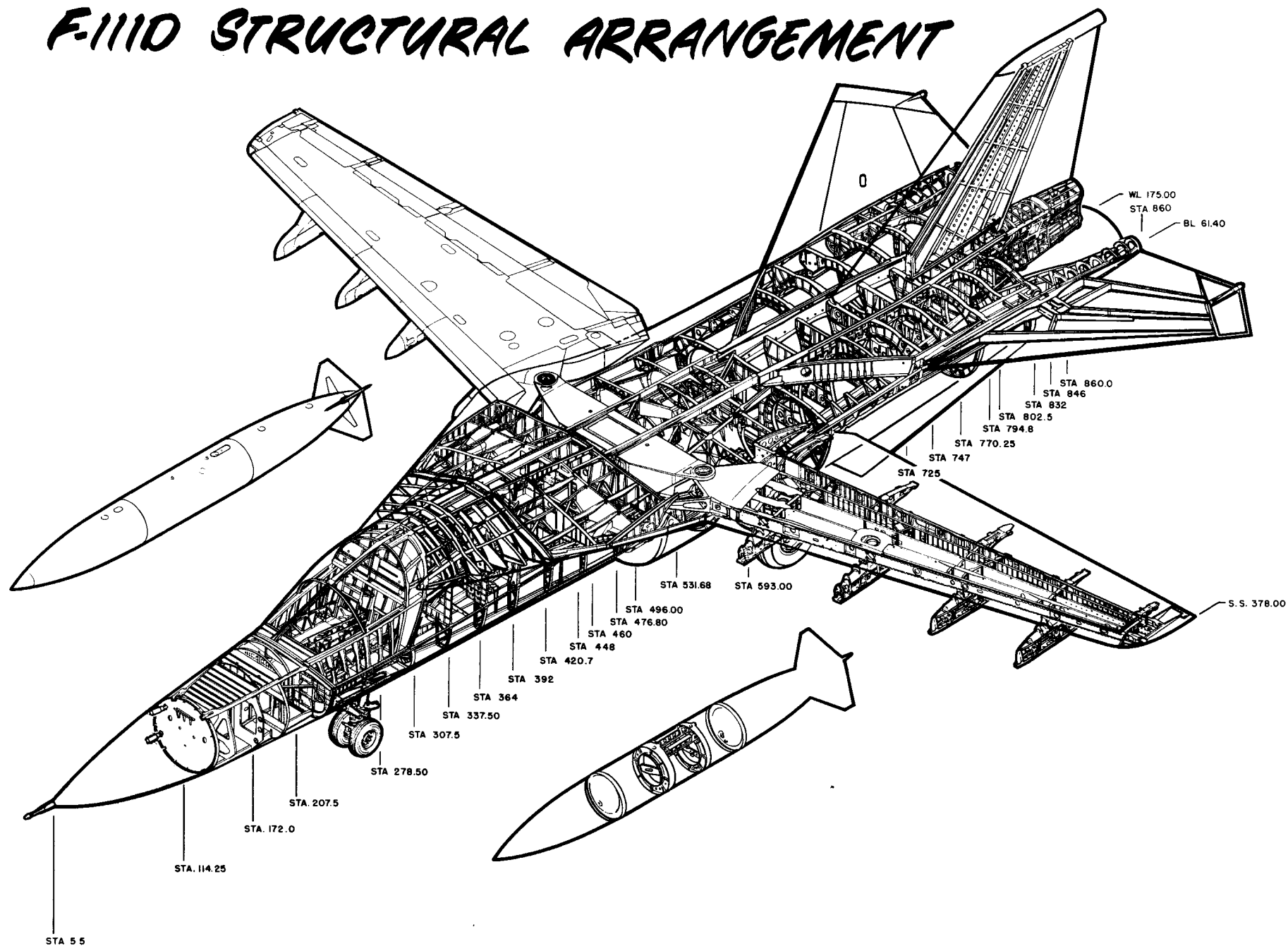
AIRPLANE STRUCTURE



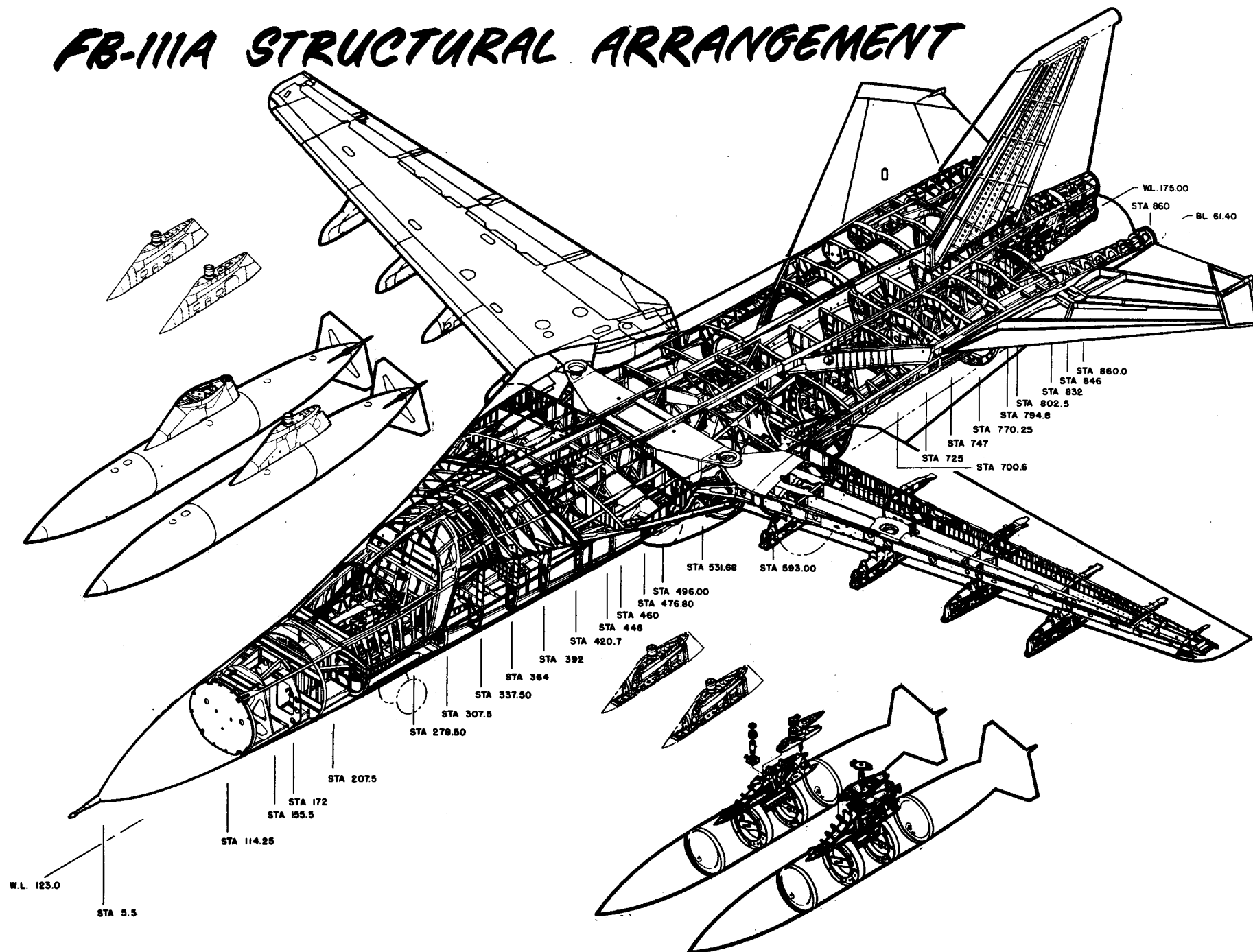
F-111 STRUCTURAL ARRANGEMENT



F-111D STRUCTURAL ARRANGEMENT



FB-111A STRUCTURAL ARRANGEMENT



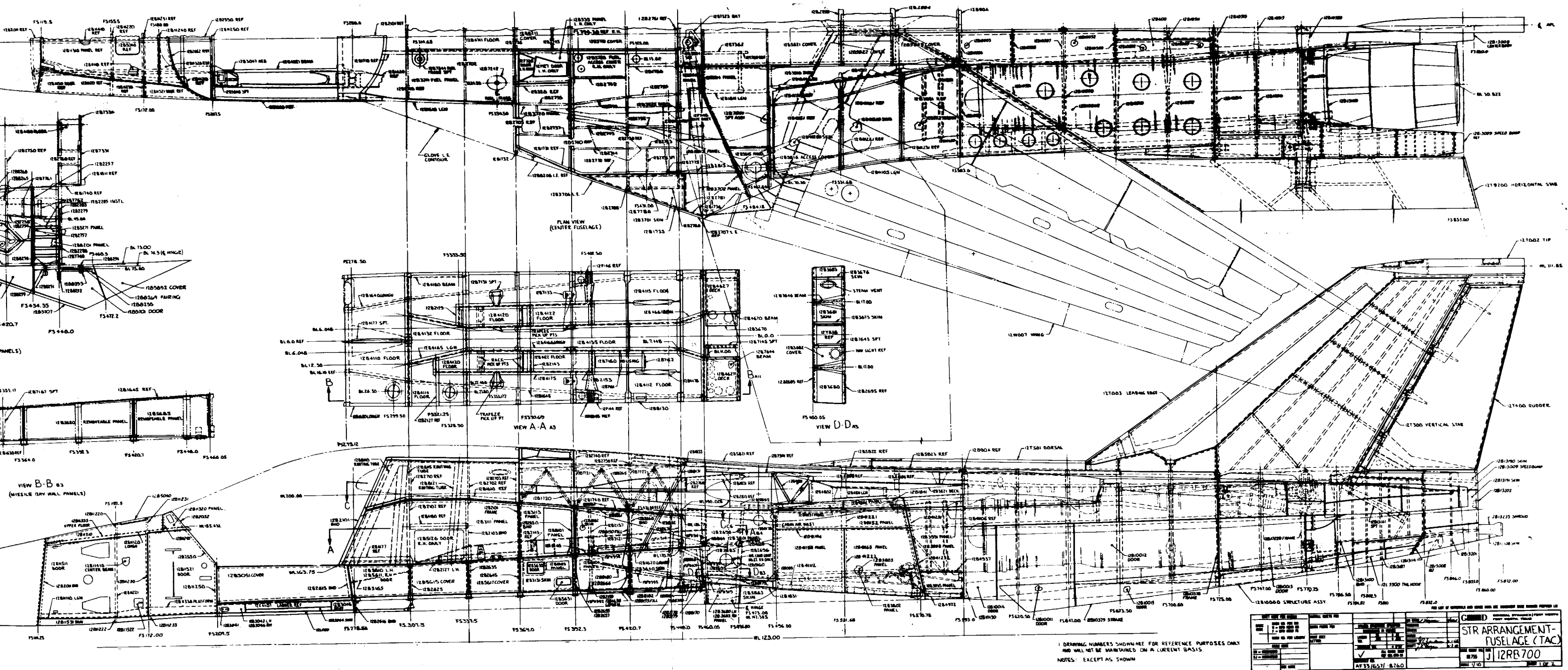


Figure F-111A STRUCTURAL ARRANGEMENT (TAC 31 and On) SHEET 1

24 cross-sections of the F-105 fuselage (STR Arrangement) showing structural details and dimensions. The sections are labeled with stationing (STA) and dimensions (W/L).

Key dimensions and stationing shown in the sections:

- STA 207.50: W/L 180.00
- STA 337.50: W/L 180.00
- STA 428.7: W/L 180.00
- STA 476.80: W/L 180.00
- STA 511.65: W/L 180.00
- STA 585.00: W/L 180.00
- STA 647.00: W/L 180.00
- STA 747.00: W/L 180.00
- STA 770.15: W/L 180.00
- STA 780.00: W/L 180.00
- STA 700.60: W/L 170.00

Other dimensions and labels include:

- W/L 180.00 (multiple instances)
- W/L 160.00
- W/L 150.00
- W/L 140.00
- W/L 130.00
- W/L 120.00
- W/L 110.00
- W/L 100.00
- W/L 90.00
- W/L 80.00
- W/L 70.00
- W/L 60.00
- W/L 50.00
- W/L 40.00
- W/L 30.00
- W/L 20.00
- W/L 10.00
- W/L 0.00

Section labels include:

- STA 207.50
- STA 337.50
- STA 428.7
- STA 476.80
- STA 511.65
- STA 585.00
- STA 647.00
- STA 747.00
- STA 770.15
- STA 780.00
- STA 700.60

Other labels include:

- W/L 180.00
- W/L 160.00
- W/L 150.00
- W/L 140.00
- W/L 130.00
- W/L 120.00
- W/L 110.00
- W/L 100.00
- W/L 90.00
- W/L 80.00
- W/L 70.00
- W/L 60.00
- W/L 50.00
- W/L 40.00
- W/L 30.00
- W/L 20.00
- W/L 10.00
- W/L 0.00

Section labels include:

- STA 207.50
- STA 337.50
- STA 428.7
- STA 476.80
- STA 511.65
- STA 585.00
- STA 647.00
- STA 747.00
- STA 770.15
- STA 780.00
- STA 700.60

Other labels include:

- W/L 180.00
- W/L 160.00
- W/L 150.00
- W/L 140.00
- W/L 130.00
- W/L 120.00
- W/L 110.00
- W/L 100.00
- W/L 90.00
- W/L 80.00
- W/L 70.00
- W/L 60.00
- W/L 50.00
- W/L 40.00
- W/L 30.00
- W/L 20.00
- W/L 10.00
- W/L 0.00

Section labels include:

- STA 207.50
- STA 337.50
- STA 428.7
- STA 476.80
- STA 511.65
- STA 585.00
- STA 647.00
- STA 747.00
- STA 770.15
- STA 780.00
- STA 700.60

Other labels include:

- W/L 180.00
- W/L 160.00
- W/L 150.00
- W/L 140.00
- W/L 130.00
- W/L 120.00
- W/L 110.00
- W/L 100.00
- W/L 90.00
- W/L 80.00
- W/L 70.00
- W/L 60.00
- W/L 50.00
- W/L 40.00
- W/L 30.00
- W/L 20.00
- W/L 10.00
- W/L 0.00

Section labels include:

- STA 207.50
- STA 337.50
- STA 428.7
- STA 476.80
- STA 511.65
- STA 585.00
- STA 647.00
- STA 747.00
- STA 770.15
- STA 780.00
- STA 700.60

Other labels include:

- W/L 180.00
- W/L 160.00
- W/L 150.00
- W/L 140.00
- W/L 130.00
- W/L 120.00
- W/L 110.00
- W/L 100.00
- W/L 90.00
- W/L 80.00
- W/L 70.00
- W/L 60.00
- W/L 50.00
- W/L 40.00
- W/L 30.00
- W/L 20.00
- W/L 10.00
- W/L 0.00

Section labels include:

- STA 207.50
- STA 337.50
- STA 428.7
- STA 476.80
- STA 511.65
- STA 585.00
- STA 647.00
- STA 747.00
- STA 770.15
- STA 780.00
- STA 700.60

Other labels include:

- W/L 180.00
- W/L 160.00
- W/L 150.00
- W/L 140.00
- W/L 130.00
- W/L 120.00
- W/L 110.00
- W/L 100.00
- W/L 90.00
- W/L 80.00
- W/L 70.00
- W/L 60.00
- W/L 50.00
- W/L 40.00
- W/L 30.00
- W/L 20.00
- W/L 10.00
- W/L 0.00

Section labels include:

- STA 207.50
- STA 337.50
- STA 428.7
- STA 476.80
- STA 511.65
- STA 585.00
- STA 647.00
- STA 747.00
- STA 770.15
- STA 780.00
- STA 700.60

Other labels include:

- W/L 180.00
- W/L 160.00
- W/L 150.00
- W/L 140.00
- W/L 130.00
- W/L 120.00
- W/L 110.00
- W/L 100.00
- W/L 90.00
- W/L 80.00
- W/L 70.00
- W/L 60.00
- W/L 50.00
- W/L 40.00
- W/L 30.00
- W/L 20.00
- W/L 10.00
- W/L 0.00

Section labels include:

- STA 207.50
- STA 337.50
- STA 428.7
- STA 476.80
- STA 511.65
- STA 585.00
- STA 647.00
- STA 747.00
- STA 770.15
- STA 780.00
- STA 700.60

Other labels include:

- W/L 180.00
- W/L 160.00
- W/L 150.00
- W/L 140.00
- W/L 130.00
- W/L 120.00
- W/L 110.00
- W/L 100.00
- W/L 90.00
- W/L 80.00
- W/L 70.00
- W/L 60.00
- W/L 50.00
- W/L 40.00
- W/L 30.00
- W/L 20.00
- W/L 10.00
- W/L 0.00

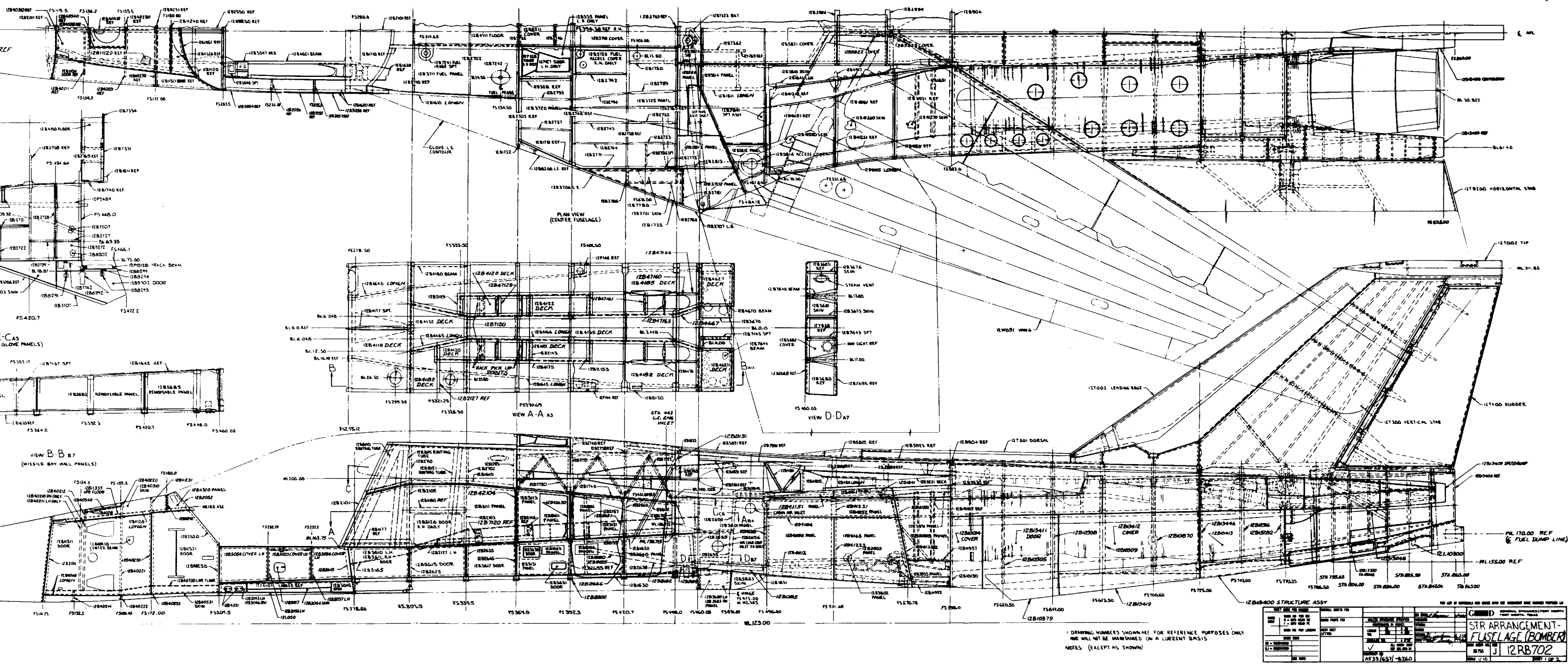
Section labels include:

- STA 207.50
- STA 337.50
- STA 428.7
- STA 476.80
- STA 511.65
- STA 585.00
- STA 647.00
- STA 747.00
- STA 770.15
- STA 780.00
- STA 700.60

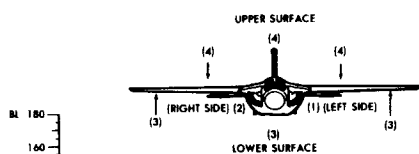
Other labels include:

- W/L 180.00
- W/L 160.00
- W/L 150.00
- W/L 140.00
- W/L 130.00
- W/L 120.00
- W/L 110.00

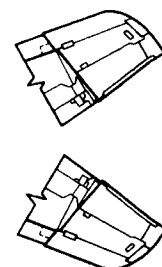

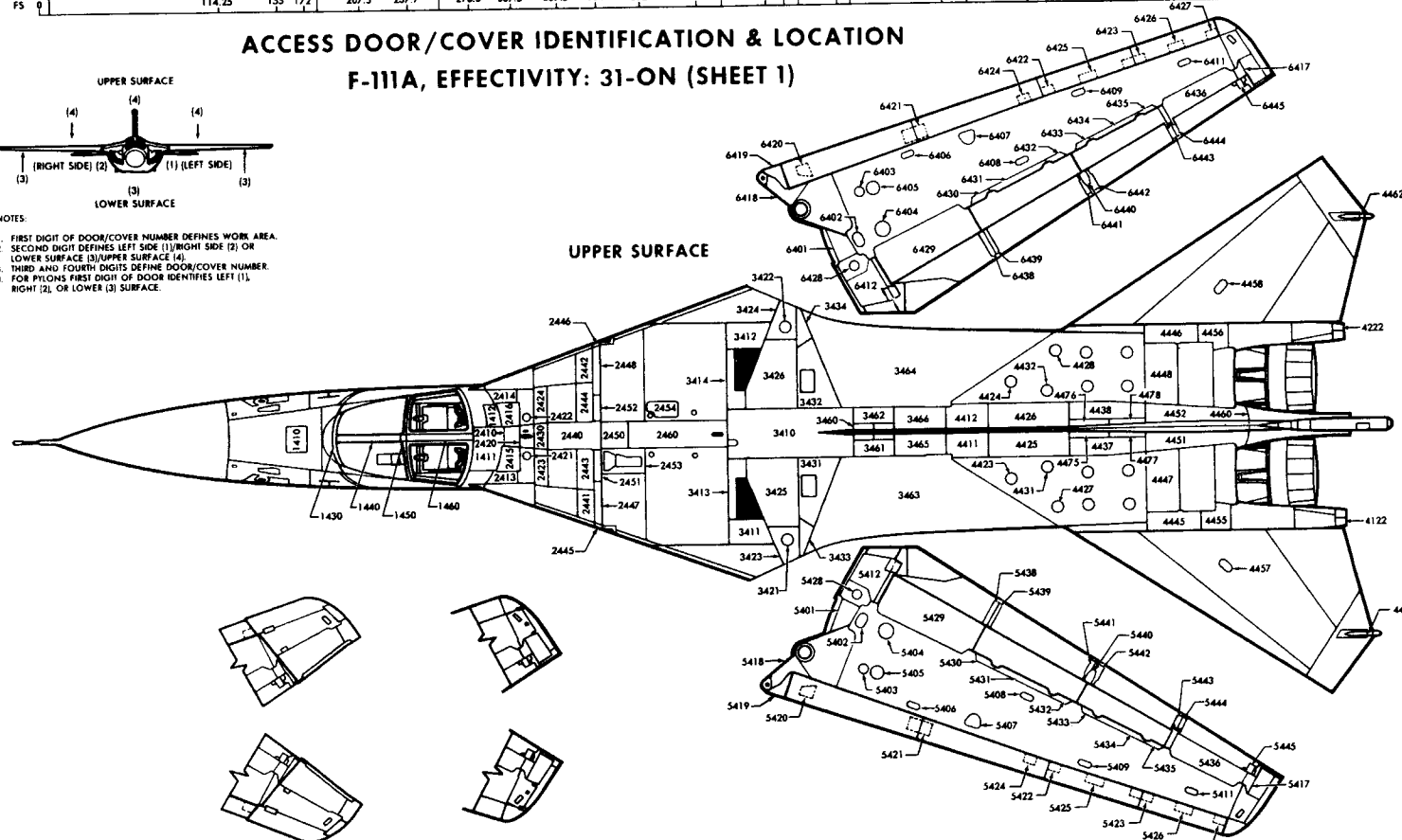

ST-661-23



FB-111 STRUCTURAL ARRANGEMENT (Bomber 3 and On)
SHEET 1




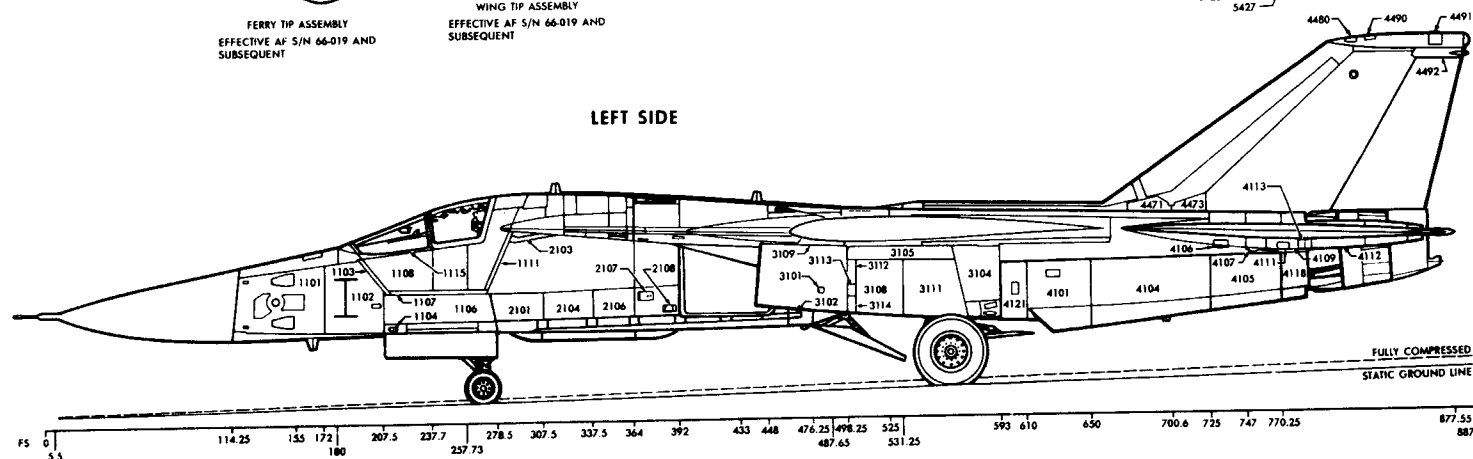

- NOTES:
1. FIRST DIGIT OF DOOR/COVER NUMBER DEFINES WORK AREA.
 2. SECOND DIGIT DEFINES LEFT SIDE (1)/RIGHT SIDE (2) OR LOWER SURFACE (3)/UPPER SURFACE (4).
 3. THIRD AND FOURTH DIGITS DEFINE DOOR/COVER NUMBER.
 4. FOR PYLONS FIRST DIGIT OF DOOR IDENTIFIES LEFT (1), RIGHT (2), OR LOWER (3) SURFACE.


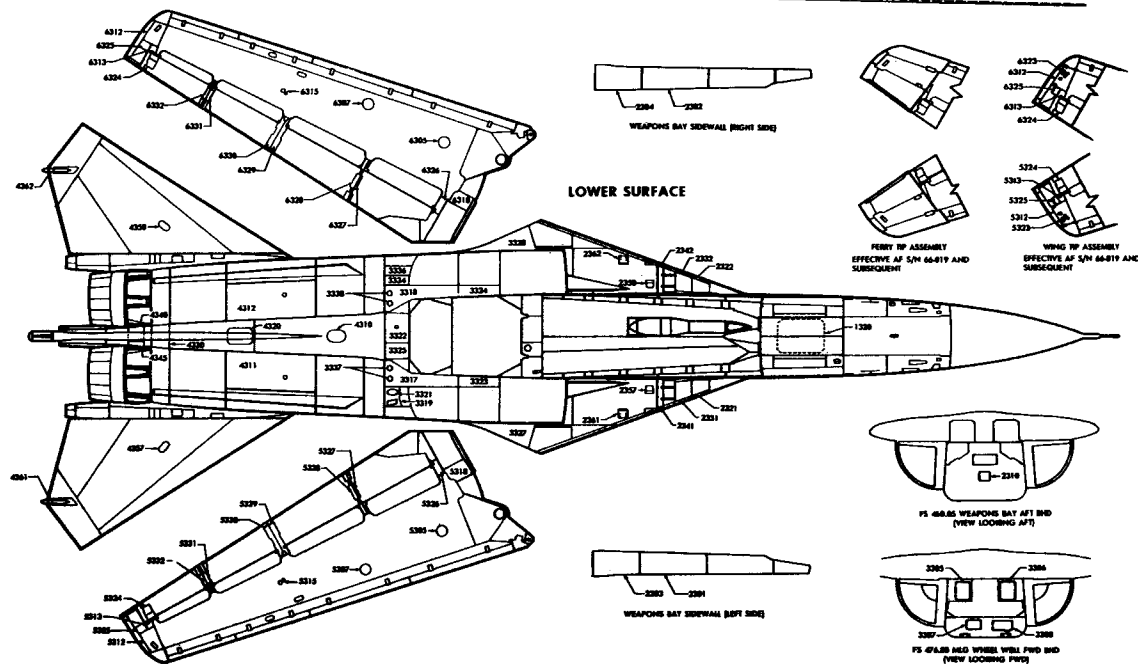
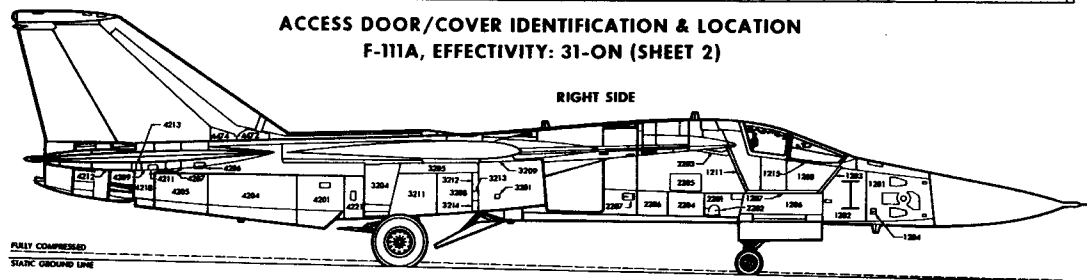


FERRY TIP ASSEMBLY
EFFECTIVE AF S/N 66-019 AND
SUBSEQUENT



WING TIP ASSEMBLY
EFFECTIVE AF S/N 66-019 AND
SUBSEQUENT





COVER DOOR	NOMENCLATURE	NO. FASTENERS		TYPE
<u>FIXED PYLON COVER DOORS</u>				
101(12S211)	LOWER SIDE COVER	LH	33	C3198
102(12S220)	INSTALLATION ACCESS DOOR	LH	7	C3198
103(12S220)	UPPER AFT ACCESS COVER	LH	13	NAS1153
104(12S220)	JETTISON CARTRIDGE ACCESS COVER	LH	8	C3198
105(12S220)	LOWER AFT ACCESS COVER	LH	13	NAS1153
106(12S211)	CARTRIDGE RETAINER ACCESS COVER	LH	4	C3198
201(12S211)	LOWER SIDE DOOR	RH	37 1	C3198 NAS1153
202(12S220)	INSTALLATION ACCESS DOOR	RH	5	C3198
203(12S220)	UPPER AFT ACCESS COVER	RH	13	NAS1153
204(12S220)	JETTISON CARTRIDGE ACCESS COVER	RH	9	C3198
301(12S208)	BOTTOM ACCESS COVER	LH	10 13	NAS1153 C3198
301(12S208)	BOTTOM ACCESS COVER	RH	10 14	NAS1153 C3198
<u>PIVOT PYLON COVERS/DOORS</u>				
101(12S124)	BOMB RACK MOUNTING BOLT FORWARD ACCESS DOOR	LH	2 3	C3198 NAS1153
102(12S124)	BOMB RACK MOUNTING BOLT ACCESS DOOR	LH	2 3	C3198 NAS1153
103(12S124)	RING NUT ACCESS COVER	LH	3 1	NAS1153 SEAL
104(12S124)	CARTRIDGE RETAINER ACCESS DOOR	LH	3	NAS1153
105(12S124)	LAUNCHER FORWARD MOUNTING ACCESS COVER	LH	1	NAS1153
106(12S119)	LAUNCHER AFT MOUNTING ACCESS COVER	LH	3	NAS1153
107(12S117)	UPPER AFT ACCESS DOOR	LH	23 1 2	NAS1153 NAS1154 NAS1155
108(12S121)	LANYARD RETAINING BAR ACCESS DOOR	LH	15 4	C3198 C792
109(12S118)	TRAILING EDGE ACCESS COVER	LH	23	NAS1153
110(12S186)	HYDRAULIC DAMPER UPPER COVER (AF S/N 66-013 AND SUBSEQUENT)	LH	10	NAS1153

COVER DOOR	NOMENCLATURE	NO. FASTENERS		TYPE
111(12S185)	HYDRAULIC DAMPER LOWER COVER (AF S/N 66-013 AND SUBSEQUENT)	LH	14	NAS1153
201(12S124)	BOMB RACK MOUNTING BOLT FORWARD ACCESS DOOR	RH	2 3	C3198 NAS1153
202(12S124)	BOMB RACK MOUNTING BOLT AFT ACCESS DOOR	RH	2 3	C3198 NAS1153
203(12S124)	RING NUT ACCESS COVER	RH	3 1	NAS1153 SEAL
205(12S124)	LAUNCHER MOUNT FORWARD ACCESS DOOR	RH	1	NAS1153
206(12S119)	LAUNCHER MOUNT AFT ACCESS COVER	RH	3	NAS1153
207(12S119)	AFT ACCESS COVER	RH	37 1 2	NAS1153 NAS1154 NAS1155
208(12S189)	AFT ACCESS DOOR (AF S/N 66-013 AND SUBSEQUENT)	RH	16	NAS1153
210(12S186)	HYDRAULIC DAMPER UPPER COVER (AF S/N 66-013 AND SUBSEQUENT)	RH	10	NAS1153
211(12S185)	HYDRAULIC DAMPER LOWER COVER (AF S/N 66-013 AND SUBSEQUENT)	RH	14	NAS1153
301(12S112)	BOTTOM FORWARD ACCESS COVER		8 23	NAS1133 NAS1153
<u>Weapons Bay Fuel Tanks Covers/Doors</u>				
101(12B40693)	CENTER ACCESS COVER	LH	45	NAS654V4
201(12B40693)	CENTER ACCESS COVER	RH	45	NAS654V6
301(12B40691)	FORWARD ACCESS COVER	LH	45	NAS654V4
302(12B40692)	FORWARD ACCESS COVER	RH	47	NAS654V6
303(12B40694)	AFT ACCESS COVER	LH	48	NAS654V4
304(12B40694)	AFT ACCESS COVER	RH	48	NAS654V6
<u>Fuselage and Empennage</u>				
1101(12B11510)	FORWARD EQUIPMENT BAY FWD DOOR	LH	13	C3198
1102(12B11520)	FORWARD EQUIPMENT BAY AFT DOOR	RH	13	C3198
1103(12K2250)	CREW MODULE FWD CLOSURE SHAPED CHARGE ACCESS COVER	LH	5 5	C792 C068
1104(12B3041)	EXTERNAL POWER RECEPTACLE DOOR		1	PUSHBUTTON
1106(12B5051M1)	NOSE WHEEL WELL SIDE COVER	LH	5 103	C792 C3198
1107(12K2250)	CREW MODULE LOWER CLOSURE SHAPED CHARGE ACCESS COVER	LH	10 10	C792 C068
1108(12K2258)	CREW MODULE FORWARD SIDE ACCESS COVER	LH	174	C792
1111(12K2250)	CREW MODULE AFT CLOSURE SHAPED CHARGE ACCESS COVER	LH	5 5	C792 C068
1115(12K3206)	WINDSHIELD SIDE FAIRING	LH	26	C792
1201(12B11510)	FORWARD EQUIPMENT BAY FWD DOOR	RH	13	C3198
1202(12B11520)	FORWARD EQUIPMENT BAY AFT DOOR	RH	13	C3198

COVER/DOOR	NOMENCLATURE	NO. FASTENERS		TYPE
1203(12K2250)	CREW MODULE FWD CLOSURE SHAPED CHARGE ACCESS COVER	RH	5 5	C792 C068
1204(12B11552)	LIQUID OXYGEN SERVICING DOOR		1	PUSHBUTTON
1206(12B5051M1)	NOSE WHEEL WELL SIDE COVER	RH	5 104	C792 C3198
1207(12K2250)	CREW MODULE LOWER CLOSURE SHAPED CHARGE ACCESS COVER	RH	10 10	C792 C068
1208(12K2258)	CREW MODULE FORWARD SIDE ACCESS COVER	RH	174	C792
1211(12K2250)	CREW MODULE AFT CLOSURE SHAPED CHARGE ACCESS COVER	RH	5 5	C792 C068
1215(12K3206)	WINDSHIELD SIDE FAIRING	RH	26	C792
1320(CK04325)	IMPACT ATTENUATION BAG EXPLOSIVE ACCESS COVER		58	NAS653
1410(12B5040)	ADF ANTENNA RADOME COVER		58 2	NAS1153 NAS1154
1411(CK04324)	RECOVERY PARACHUTE AND ROCKET MOTOR EXPLOSIVE ACCESS COVER		87	C792
1412(CK04327)	RIGHT SELF-RIGHTING BAG EXPLOSIVE ACCESS COVER		43	C792
1430(12K2148)	CREW MODULE FORWARD ARCH FAIRING		22 4	NAS1153 NAS1154
1440(12K3209)	WINDSHIELD CENTER BEAM COVER		1	C792
1450(12K3154)	CANOPY HATCH HINGE PIN RETAINER PLATE		2	C792
1460(12K3074)	CANOPY HATCH CENTER BEAM COVER		NONE	(CLIPS)
2101(12B5610)	LOWER EQUIPMENT COVER	LH	62	C3198
2103(12K2982)	LOWER STABILIZATION GLOVE SHAPED CHARGE ACCESS COVER	LH	26 2	C792 NAS1154
2104(12B5615)	LOWER COVER	LH	69	C392
2106(12B5617)	EQUIPMENT COVER	LH	51	C3198
2107(12B5630)	GROUND REFUEL DOOR	LH	3 3	NAS1102 NAS697
2108(12B5631)	FUEL PRECHECK SELECTOR VALVES DOOR	LH	4 4	NAS1102 NAS697
2201(12B5611)	LOWER EQUIPMENT COVER	RH	78	C392
2202(12Y180)	GROUND COOLING AND SERVICE-AIR CONNECTION DOOR	RH	2	PUSHBUTTON

COVER/DOOR	NOMENCLATURE	NO. FASTENERS		TYPE
2203(12K2982)	LOWER STABILIZATION GLOVE SHAPED CHARGE ACCESS COVER	RH	26 2	C792 NAS1154
2204(12B5615)	LOWER COVER	RH	69	C392
2205(12B5126)	FWD FUEL TANK SIDE COVER		69	NAS1154
2206(12B5617)	EQUIPMENT COVER	RH	51	C3198
2207(12B5630)	GROUND DEFUEL DOOR	RH	3 3	NAS1102 NAS697
2301(12B5680)	WEAPONS BAY FWD SIDEWALL COVER	LH	92	C718
2302(12B5680)	WEAPONS BAY FWD SIDEWALL COVER	RH	92	C718
2303(12B5685)	WEAPONS BAY AFT SIDEWALL (ROUTING) COVER	LH	81	C718
2304(12B5685)	WEAPONS BAY AFT SIDEWALL (ROUTING) COVER	RH	81	C718
2310(12B5640)	WEAPONS BAY AFT BULKHEAD (EQUIP- MENT CENTER) COVER		26	NAS654
2321(12K2999)	AFT FLOTATION BAG TUBING ACCESS COVER	LH	64	C792
2322(12K2999)	AFT FLOTATION BAG TUBING ACCESS COVER	RH	64	C792
2323(12K2981)	AFT STABILIZATION GLOVE LOWER LONGERON SUPPORT COVER	LH	46	C792
2324(12K2981)	AFT STABILIZATION GLOVE LOWER LONGERON SUPPORT COVER	RH	46	C792
2331(CK04327)	AFT FLOTATION BAG EXPLOSIVE ACCESS COVER	LH	43	C792
2332(CK04327)	AFT FLOTATION BAG EXPLOSIVE ACCESS COVER	RH	43	C792
2341(12K2987)	STABILIZATION GLOVE LOWER AFT CLOSURE ACCESS COVER	LH	25	C792
2342(12K2987)	STABILIZATION GLOVE LOWER AFT CLOSURE ACCESS COVER	RH	25	C792
2344(12S848)	LINK EJECTOR DOOR		NONE	NONE
2346(12S836)	GUN FORWARD COVER		30	C392
2348(12S836)	GUN AFT COVER		15	C392
2357(12B5740)	MACH PROBE ACCESS COVER	LH	8	C434
2358(12B5740)	MACH PROBE ACCESS COVER	RH	8	C434
2361(12B5730)	FORWARD JACK POINT DOOR	LH	2	PUSHBUTTON
2362(12B5730)	FORWARD JACK POINT DOOR	RH	2	PUSHBUTTON

COVER DOOR	NOMENCLATURE	NO. FASTENERS	TYPE
*2410(12K3009)	FORWARD STABILIZATION GLOVE TUNNEL SEVERABLE ACCESS COVER (AF S/N 65-5701 THRU 66-012 PRIOR TO T.O. 1F-111A-885)	39	C792
*2410(12K2901)	BLADE ANTENNA SUPPORT PANEL (AF S/N 66-013 AND ON AND 65-5701 THRU 66-012 AFTER T.O. 1F-111A-885)	39	C792
(12E2604)	ESCAPE CAPSULE BOOM FAIRING ASSY (AF S/N 65-5701 THRU 66-015)	LH 58	C792
(12E2604)	ESCAPE CAPSULE BOOM FAIRING ASSY (AF S/N 65-5701 THRU 66-015)	RH 58	C792
(12E2931)	WING GLOVE RADOME ASSY (AF S/N 66-016 AND SUBSEQUENT)	LH 56	C792
(12E2931)	WING GLOVE RADOME ASSY (AF S/N 66-016 AND SUBSEQUENT)	RH 56	C792
2413(12K3005)	STABILIZATION GLOVE OUTBOARD FORWARD ACCESS COVER	LH 53	C792
2414(12K3005)	STABILIZATION GLOVE OUTBOARD FORWARD ACCESS COVER	RH 53	C792
2415(CK04327) (12K3008)	LEFT SELF-RIGHTING BAG EXPLOSIVE ACCESS COVER	LH 58	C792
2416(12K3002)	STABILIZATION GLOVE EMERGENCY UHF ANTENNA ACCESS COVER	RH 58	C792
2420(12K2948)	BLADE ANTENNA SUPPORT PANEL (AF S/N 65-5701 THRU 66-012 PRIOR TO T.O. 1F-111A-885)	46	C792
2420(12K2900)	STABILIZATION GLOVE TUNNEL ACCESS COVER (AF S/N 66-013 AND SUBSEQUENT AND ON S/N 65- 5701 THRU 66-012 AFTER T.O. 1F-111A-885)	46	C792
2421(12K2931)	OUTER FUEL VALVE ACCESS COVER	LH 23	C792
2422(12K2931)	OUTER FUEL VALVE ACCESS COVER	RH 23	C792
2423(12K3003)	STABILIZATION GLOVE INBOARD ANTENNA CABLE ACCESS COVER	LH 86	C792
2424(12K3003)	STABILIZATION GLOVE INBOARD ANTENNA CABLE ACCESS COVER	RH 86	C792
2430(12K3004)	STABILIZATION GLOVE TUNNEL ACCESS COVER	41	C792
2440(12K3006)	STABILIZATION-BRAKE PARACHUTE SEVERABLE ACCESS COVER	87	C792
2441(12K3013)	STABILIZATION GLOVE PITCH FLAP ACCESS COVER	LH 44	C792
*BEFORE REMOVING OR INSTALLING ACCESS COVER 2410, ACCESS COVER 1411 MUST BE REMOVED TO DISCONNECT OR CONNECT THE SMDC (SHIELDED MILD DETONATING CORD) JUNCTION FITTINGS THAT ATTACH TO COVER 2410.			

COVER DOOR	NOMENCLATURE	NO. FASTENERS	TYPE
2442(12K3013)	STABILIZATION GLOVE PITCH FLAP ACCESS COVER	RH 44	C792
2443(12K3001)	STABILIZATION GLOVE FUEL PROBE ACCESS COVER	LH 81	C792
2444(12K3001)	STABILIZATION GLOVE FUEL PROBE ACCESS COVER	RH 81	C792
2445(12K2952)	STABILIZATION GLOVE AFT CLOSURE SEVERABLE ACCESS COVER (OUTBD)	LH 4	C792
2446(12K2952)	STABILIZATION GLOVE AFT CLOSURE SEVERABLE ACCESS COVER (OUTBD)	RH 4	C792
2447(12K2952)	STABILIZATION GLOVE AFT CLOSURE SEVERABLE ACCESS COVER (CENTER)	LH 84 1	C792 MS2104
2448(12K2952)	STABILIZATION GLOVE CLOSURE SEVERABLE ACCESS COVER (CENTER)	RH 84 1	C792 MS2104
2450(12B5211)	FUSELAGE GLOVE TUNNEL COVER	34	NAS1154
2451(12K2952)	STABILIZATION GLOVE AFT CLOSURE SEVERABLE ACCESS COVER (INBD)	LH 35	C792
2452(12K2952)	STABILIZATION GLOVE AFT CLOSURE SEVERABLE ACCESS COVER (INBD)	RH 35	C792
2453(12B335)	IN-FLIGHT REFUEL WELL COVER	LH 44	NAS1154
2454(12B5720)	FWD FUEL TANK ACCESS COVER	RH 59	NAS1154
2460(12B5710)	STABILIZATION GLOVE FUSELAGE TUNNEL COVER	74	NAS1154
*3101(12P7690)	TRANSLATING COWL ACTUATOR COVER	LH 17	NAS1153
**3101(12P11807)	TRANSLATING COWL ACTUATOR COVER	LH 19	NAS1153
3102(12M635)	WEAPONS BAY DOOR GROUND SAFETY LOCKPIN DOOR		PUSHBUTTON
3104(12B3933)	NACELLE COVER (FWD)	LH 116 58	NAS1154 NAS1153
3105(12B3912)	NACELLE UPPER COVER	LH 5 116 5 1	C082 NAS1153 NAS1154 NAS1155
3108(12B3913)	NACELLE COVER	LH 127 4	NAS1153 C082
3111(12B3923)	NACELLE COVER	RH 117 17	NAS1153 NAS1154
*AF S/N 65-5701 THRU 66-012 **AF S/N 66-013 AND SUBSEQUENT			

COVER/DOOR	NOMENCLATURE	NO. FASTENERS		TYPE
3112(12B415)	NACELLE COVER			
3113(12B415)	NACELLE COVER			
3113(12P7510)	TRANSLATING COWL ACTUATOR COVER	LH	75	NAS1153
*3201(12P7690)	TRANSLATING COWL ACTUATOR COVER	RH	17	NAS1153
**3201(12P11807)	TRANSLATING COWL ACTUATOR COVER	RH	19	NAS1153
3204(12B3933)	NACELLE COVER (FWD)	RH	116 58	NAS1154 NAS1153
3205(12B3912)	NACELLE UPPER COVER	RH	5 116 5 1	C082 NAS1153 NAS1154 NAS1155
3208(12B3913)	NACELLE COVER	RH	127 4	NAS1153 C082
3211(12B3923)	NACELLE COVER	RH	117 17	NAS1153 NAS1154
3212(12B415)	NACELLE COVER			
3213(12P7510)	TRANSLATING COWL ACTUATOR COVER	RH	75	NAS1153
3214(12B415)	NACELLE COVER			
3305(12B5651)	FUEL PUMP COVER	LH	40 2	NAS654 NAS656
3306(12B5651)	FUEL PUMP COVER	RH	40 2	NAS654 NAS656
3307(12B5646)	BULKHEAD EQUIPMENT COVER	RH	18	NAS654
3308(12B5647)	BULKHEAD EQUIPMENT COVER	LH	38 2	NAS674 NAS656
3309(12B3682)	LOWER FUSELAGE COVER		48	C082
3317(12B3937)	NACELLE LOWER COVER	LH	15 120	NAS1155 NAS1154
3318(12B3937)	NACELLE LOWER COVER	RH	15 120	NAS1155 NAS1154
3319(12B3935)	NACELLE CENTER COVER		24 60	NAS1154 NAS1153
3321(12B2937)	ENGINE START DOOR		6	NAS1153
3322(12B10106)	AFT SECTION LONGERON SPLICE COVER		14 98	C068 C792
3323(12B3914)	NACELLE LOWER COVER	LH	93	C082

*AF S/N 65-5701 THRU 66-012

**AF S/N 66-013 AND SUBSEQUENT

COVER/DOOR	NOMENCLATURE	NO. FASTENERS		TYPE
3324(12B3914)	NACELLE LOWER COVER	RH	93	C082
3325(12B10102)	LOWER AFT SECTION FUSELAGE COVER		68	C792
3327(12B5842)	LOWER AFT FAIRING GLOVE COVER	LH	13 13	NAS697 NAS1154
3328(12B5842)	LOWER AFT FAIRING GLOVE COVER	RH	13 13	NAS697 NAS1154
3334(12B3935)	HYD SYSTEM ACCESS DOOR	RH	3	PUSHBUTTON
3336(12B3936)	NACELLE CENTER COVER	RH	114 19	NAS1154 NAS1153
3337(12B3937)	HYDRAULIC SHUTOFF VALVE COVER (2)	RH & LH	6	NAS1153
3338(12B3937)	HYDRAULIC SHUTOFF VALVE COVER (2)	RH & LH	6	NAS1153
3410(12B5821)	FUSELAGE GLOVE COVER		71	C392
3411(12B5813)	FUSELAGE GLOVE OUTBOARD COVER	LH	33	C392
3412(12B5813)	FUSELAGE GLOVE OUTBOARD COVER	RH	33	C392
3413(12B5811)	FUSELAGE GLOVE UPPER ACCESS COVER	LH	36	C392
3414(12B5811)	FUSELAGE GLOVE UPPER ACCESS COVER	RH	36	C392
3421(12B5816)	PIVOT PIN UPPER COVER	LH	2 3	C392 NAS1153
3422(12B5816)	PIVOT PIN UPPER COVER	RH	2 3	C392 NAS1153
3423(12B5815)	FUSELAGE GLOVE UPPER OUTBOARD COVER	LH	32	C392
3424(12B5815)	FUSELAGE GLOVE UPPER OUTBOARD COVER	RH	32	C393
3425(12B5814)	FUSELAGE GLOVE UPPER COVER	LH	70	NAS1154
3426(12B5814)	FUSELAGE GLOVE UPPER COVER	RH	70	NAS1154
3431(12W2740)	OVERWING FAIRING INBOARD ACCESS COVER	LH	27 16	C392 NAS1153
3432(12W2740)	OVERWING FAIRING INBOARD ACCESS COVER	RH	27 16	C392 NAS1153
3433(12W2741)	OVERWING FAIRING OUTBOARD ACCESS COVER	LH	11	NAS1153
3434(12W2741)	OVERWING FAIRING OUTBOARD ACCESS COVER	RH	11	NAS1153
3460(12T507)	DORSAL CAPACITOR COVER	RH	40	NAS1153
3461(12B5822)	FUSELAGE TUNNEL COVER	LH	36	C392

COVER DOOR	NOMENCLATURE	NO. FASTENERS		TYPE
3462(12B5822)	FUSELAGE TUNNEL COVER	RH	36	C392
3463(12W2720)	OVERWING FAIRING	LH	1 1	C344 C699
3464(12W2720)	OVERWING FAIRING	RH	1 1	C344 C699
3465(12B5823)	FUSELAGE TUNNEL COVER	LH	52	C392
3466(12B5823)	FUSELAGE TUNNEL COVER	RH	52	C392
4101(12B10011)	FORWARD ENGINE DOOR			NONE
4104(12B10012)	MID ENGINE DOOR	LH	42	C3198
4105(12B10013)	ENGINE AFT COVER	LH	92	C3198
4106(12B10410)	HORIZONTAL STABILIZER SHOULDER DOOR	LH	3 3	C031 C032
4107(12B10410)	HORIZONTAL STABILIZER SHOULDER COVER	LH	5 2 2 2 2	NAS1153 C740 AN960 MS21042 NAS1068
4109(12B10421)	LOWER STABILIZER SHOULDER COVER	LH	47	NAS1154
4111(12B10421)	LOWER STABILIZER SHOULDER DOOR	LH	12	NAS1154
4112(12B415)	CMDS DISPOSABLE ACCESS COVER	LH	24	C031
4113(12B415)	CMDS PNEUMATIC SERVICING VALVE ACCESS COVER	LH	6 6	C031 C032
4118(12B10901)	LOWER FUSELAGE ANNULUS COVER	LH	25 2	C3198 12B10903
4121(12B10014)	ENGINE FORWARD ACCESS COVER	LH	38	C3198
4122(12B10301)	SPEED BUMP COVER (AF S/N 65-5701 THRU 66-012)	LH	16	NAS1153
4122(12B13222)	SPEED BUMP COVER (AF S/N 66-013 AND SUBSEQUENT)	LH	8	NAS1153
4201(12B10011)	FORWARD ENGINE DOOR	RH		NONE
4204(12B10012)	MID ENGINE DOOR	RH	42	C3198
4205(12B10013)	AFT ENGINE COVER	RH	92	C3198
4206(12B10410)	STABILIZER SHOULDER DOOR	RH	3 3	C031 C032
4207(12B10410)	STABILIZER SHOULDER COVER	RH	5 2 2 2 2	NAS1153 C740 AN960 MS21042 NAS1068
4209(12B10421)	LOWER STABILIZER COVER	LH	47	NAS1154
4211(12B10421)	LOWER STABILIZER COVER	RH	12	NAS1154

COVER DOOR	NOMENCLATURE	NO. FASTENERS		TYPE
4212(12B415)	CMDS DISPOSABLES ACCESS COVER	RH	24	C031
4213(12B415)	CMDS PNEUMATIC SERVICING VALVE ACCESS COVER	RH	6 6	C031 C032
4218(12B10901)	LOWER FUSELAGE ANNULUS COVER	RH	25 2	C3198 12B10903
4221(12B10014)	ENGINE FORWARD ACCESS COVER	RH	38	C3198
*4222(12B10301)	SPEED BUMP COVER	RH	16 16	NAS1153 NAS1068
**4222(12B13222)	SPEED BUMP COVER	RH	18	NAS1152
4310(12B9051)	AFT SECTION LOWER COVER		42	NAS1154
4311(12B10015)	ENGINE LOWER MID ACCESS DOOR	LH	78 12	C3198 C082
4312(12B10015)	ENGINE LOWER MID ACCESS DOOR	RH	78 12	C3198 C082
4320(12B10076)	FUSELAGE LOWER COVER		50 24	NAS1154 NAS654
4330(12B10298)	CENTERBODY BOTTOM COVER		2 36	C081 C392
*4340(12B10214)	CENTERBODY BOTTOM DOOR		34 40	NAS1153 NAS1133
**4340(12B13127)	CENTERBODY BOTTOM DOOR	RH	29 10	NAS1153 NAS1133
4341(12B10214)	CENTERBODY BOTTOM DOOR	LH	2	NAS1133
4342(12B10214)	CENTERBODY BOTTOM DOOR	RH	2	NAS1133
**4345(12B13127)	PNEUMATIC SYSTEMS (TAIL) ACCESS DOOR	RH	15	NAS1153
4357(12T9233)	HORIZONTAL STABILIZER BOX BEAM COVER	LH	2	12T9070
4358(12T9233)	HORIZONTAL STABILIZER BOX BEAM COVER	RH	2	12T9070
4361(12T9202)	HORIZONTAL STABILIZER TIP CAP COVER	LH	14	NAS1153
4362(12T9202)	HORIZONTAL STABILIZER TIP CAP COVER	RH	14	NAS1153
4411(12B604)	FUSELAGE UPPER AFT COVER	LH	44	C392
4412(12B604)	FUSELAGE UPPER AFT COVER	RH	44	C392
4423(C404)	GRAVITY FILLER NECK COVER	LH	24 24	NAS1154 C858

*AF S/N 65-5701 THRU 66-012

**AF S/N 66-013 AND SUBSEQUENT

COVER DOOR	NOMENCLATURE	NO. FASTENERS		TYPE
4424(C404)	GRAVITY FILLER NECK COVER	RH	24 24	NAS1154 C858
4425(12B601)	FUSELAGE UPPER AFT COVER	LH	63	C392
4426(12B601)	FUSELAGE UPPER AFT COVER	RH	63	C392
4427(12B10380)	SHOULDER TANK ACCESS COVER	LH	19	NAS1154
4428(12B10380)	SHOULDER TANK ACCESS COVER	RH	19	NAS1154
4431(12B10380)	SHOULDER TANK ACCESS COVER	LH	19	NAS1154
4432(12B10380)	SHOULDER TANK ACCESS COVER	RH	19	NAS1154
4437(12B602)	UPPER AFT FUSELAGE COVER	LH	57 6	C392 NAS1154
4438(12B602)	UPPER AFT FUSELAGE COVER	RH	57 6	C392 NAS1154
4445(12B10418)	STABILIZER ACTUATOR COVER	LH	97 7 7 4	NAS1154 C065 C068 NAS1068
4446(12B10418)	STABILIZER ACTUATOR COVER	RH	97 7 7 4	NAS1154 C065 C068 NAS1068
4447(12B10405)	FUSELAGE AFT COVER	LH	92 88 4	C792 C068 NAS1068
4448(12B10405)	FUSELAGE AFT COVER	RH	92 88 4	C792 C068 NAS1068
4451(12B10245)	THROUGH DECK UPPER FUSELAGE COVER	LH	52	C3198
4452(12B10245)	THROUGH DECK UPPER FUSELAGE COVER	RH	52	C3198
4455(12B10419)	STABILIZER ACTUATOR COVER	LH	2 77	NAS1153 NAS1154
4456(12B10419)	STABILIZER ACTUATOR COVER	RH	2 77	NAS1153 NAS1154
4457(12T9233)	HORIZONTAL STABILIZER BOX BEAM COVER	LH	2 2	12T9070 NAS697
4458(12T9233)	HORIZONTAL STABILIZER BOX BEAM COVER	RH	2 2	12T9070 NAS697
4460(12B10212)	FUSELAGE AFT UPPER CENTERBODY COVER (AF S/N 65-5701 THRU 66-012)		90	NAS1153
4460(12B13121)	FUSELAGE AFT UPPER CENTERBODY COVER (AF S/N 66-013 AND SUBSEQUENT)		74	NAS1153

COVER DOOR	NOMENCLATURE	NO. FASTENERS		TYPE
4461(12T9202)	HORIZONTAL STABILIZER TIP CAP COVER (UPPER)	LH	28	NAS1153
4462(12T9202)	HORIZONTAL STABILIZER TIP CAP COVER (UPPER)	RH	28	NAS1153
4471(12T514)	FIN TUNER COVER	LH	34	C392
4472(12T514)	FIN TUNER COVER	RH	33 33	C392 C668
4473(12T541)	FIN VENT VALVE COVER	LH	36	C392
4474(12T541)	FIN VENT VALVE COVER	RH	36	C392
4475(12T514)	FIN TUNER COVER	LH	15 15	C792 C068
4476(12T514)	FIN TUNER COVER	RH	15 15	C792 C068
4477(12T541)	FIN VENT VALVE COVER	LH	36	C792
4478(12T541)	FIN VENT VALVE COVER	RH	36	C792
4480(12T057)	VERTICAL STABILIZER TIP FORWARD COVER		11	NAS1153
4490(12T059)	VERTICAL STABILIZER TIP COVER		12	NAS1153
4491(12T075)	VERTICAL STABILIZER TIP AFT DOOR		9	NAS1153
4492(12T061)	VERTICAL STABILIZER TIP COVER		44 4	NAS1153 MS21209
4492(12T067)	VERTICAL STABILIZER TIP AFT COVER		6	NAS1153V3
5305(12S716)	WING INBOARD PIVOT PYLON COVER	LH	1 1 1 1	12S716 12S722 C527KP4A MS24665
6305(12S716)	WING INBOARD PIVOT PYLON COVER	RH	1 1 1 1	12S716 12S722 C527KP4A MS24665
5307(12S716)	WING OUTBOARD PIVOT PYLON COVER	LH	1 1 1 1	12S716 12S722 C527KP4A MS24665
6307(12S716)	WING OUTBOARD PIVOT PYLON COVER	RH	1 1 1 1	12S716 12S722 C527KP4A MS24665
5312(12W310)	WINGTIP CENTER COVER	LH	53	NAS1154
6312(12W310)	WINGTIP CENTER COVER	RH	53	NAS1154
5313(12W7502)	WING TRAILING EDGE COVER NO. 5	LH	3 2	NAS1153 NAS1154
6313(12W7502)	WING TRAILING EDGE COVER NO. 5	RH	3 2	NAS1153 NAS1154

COVER DOOR	NOMENCLATURE	NO. FASTENERS		TYPE
5315(CP00031)	WING FIXED PYLON FUEL-AIR DISCONNECT	LH	12	C388
			4	12P516
6315(CP00031)	WING FIXED PYLON FUEL-AIR DISCONNECT	RH	12	C388
			4	12P516
5318(12W7521)	TRAILING EDGE AUXILIARY WING COVER	LH	17	NAS1153
6318(12W7521)	TRAILING EDGE AUXILIARY WING COVER	RH	17	NAS1153
5323(12W357)	WINGTIP CENTER COVER (AF S/N 66-019 AND SUBSEQUENT)	LH	3	NAS1102
6323(12W357)	WINGTIP CENTER COVER (AF S/N 66-019 AND SUBSEQUENT)	RH	3	NAS1102
5324(12W8810)	WING FLAP COVER NO. 4	LH	10	NAS1102
6324(12W8810)	WING FLAP COVER NO. 4	RH	10	NAS1102
5325(12W368)	WINGTIP AFT OUTBOARD COVER	LH	25	NAS1153
6325(12W368)	WINGTIP AFT OUTBOARD COVER	RH	25	NAS1153
5326(12W8290)	NO. 1 WING FLAP TRACK WELL COVER	LH	11	NAS1102
6326(12W8290)	NO. 1 WING FLAP TRACK WELL COVER	RH	11	NAS1102
5327(12W8476)	NO. 2 WING FLAP TRACK PIVOT HINGE INBOARD COVERPLATES	LH	7	NAS1153
			6	NAS1102
			3	C082
5327(12W8476)	NO. 2 WING FLAP TRACK PIVOT HINGE INBOARD COVERPLATES	RH	7	NAS1153
			6	NAS1102
			3	C082
5328(12W8476)	NO. 2 WING FLAP TRACK PIVOT HINGE OUTBOARD COVERPLATES	LH	15	NAS1153
			2	NAS1102
6328(12W8476)	NO. 2 WING FLAP TRACK PIVOT HINGE OUTBOARD COVERPLATES	RH	15	NAS1153
			2	NAS1102
5329(12W8683)	NO. 3 WING FLAP TRACK INBOARD WELL COVER	LH	18	NAS1153
6329(12W8683)	NO. 3 WING FLAP TRACK INBOARD WELL COVER	RH	18	NAS1153
5330(12W8682)	NO. 3 WING FLAP TRACK INBOARD WELL COVER	LH	16	NAS1102
6330(12W8682)	NO. 3 WING FLAP TRACK INBOARD WELL COVER	RH	16	NAS1102
5331(12W8875)	NO. 4 WING FLAP TRACK INBOARD CARRIAGE COVER	LH	10	NAS1102
6331(12W8875)	NO. 4 WING FLAP TRACK INBOARD CARRIAGE COVER	RH	10	NAS1102
5332(12W8875)	NO. 4 WING FLAP TRACK OUTBOARD CARRIAGE COVER	LH	10	NAS1102
6332(12W8875)	NO. 4 WING FLAP TRACK OUTBOARD CARRIAGE COVER	RH	10	NAS1102
5401(12W996)	WING INBOARD COVER	LH	40	NAS1153
6401(12W996)	WING INBOARD COVER	RH	40	NAS1153

COVER DOOR	NOMENCLATURE	NO. FASTENERS		TYPE
5402(12W941)	WING COVER	LH	22	NAS1154
5402(12W941)	WING COVER	RH	22	NAS1154
5403(12W945)	FUEL PILOT VALVE COVER	LH	16	NAS1154
6403(12W945)	FUEL PILOT VALVE COVER	RH	16	NAS1154
5404(12W941)	WING COVER	LH	24	NAS1154
6404(12W941)	WING COVER	RH	24	NAS1154
5405(12W942)	WING INBOARD MOVABLE PYLON COVER	LH	4	C672
6405(12W942)	WING INBOARD MOVABLE PYLON COVER	RH	4	C672
5406(12W944)	WING FUEL PROBE COVER	LH	16	NAS1154
6406(12W944)	WING FUEL PROBE COVER	RH	16	NAS1154
5407(12W959)	WING OUTBOARD MOVABLE PYLON COVER	LH	4	C672
6407(12W959)	WING OUTBOARD MOVABLE PYLON COVER	LH	4	C672
5408(12W944)	WING FUEL PROBE COVER	LH	16	NAS1154
6408(12W944)	WING FUEL PROBE COVER	RH	16	NAS1154
5409(12W944)	WING FUEL PROBE COVER	LH	16	NAS1154
6409(12W944)	WING FUEL PROBE COVER	RH	16	NAS1154
**5410(12W7524)	FWD FIXED AUXILIARY UPPER WING COVER	LH	17	NAS1154
**6410(12W7524)	FWD FIXED AUXILIARY UPPER WING COVER	RH	17	NAS1153
5411(12W944)	WING FUEL PROBE COVER	LH	16	NAS1154
6411(12W944)	WING FUEL PROBE COVER	RH	16	NAS1154
*5412(12W7520)	WING TRAILING EDGE AUXILIARY SECTION COVER	LH	34	NAS1153
			4	NAS1154
*6412(12W7520)	WING TRAILING EDGE AUXILIARY SECTION COVER	RH	34	NAS1153
			4	NAS1154
**5412(12W7525)	WING TRAILING EDGE AUXILIARY SECTION COVER	LH	18	NAS1153
			4	NAS1154
**6412(12W7525)	WING TRAILING EDGE AUXILIARY SECTION COVER	RH	18	NAS1153
			4	NAS1154
5417(12W7685)	NO. 5 WING TRAILING EDGE COVER	LH	12	NAS1153
6417(12W7685)	NO. 5 WING TRAILING EDGE COVER	RH	12	NAS1153

*AF S/N 65-5701 THRU 66-012

**AF S/N 66-013 AND SUBSEQUENT

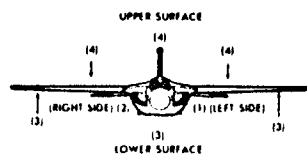
COVER DOOR	NOMENCLATURE	NO. FASTENERS		TYPE
5418(12W6419)	WING ACTUATOR ARM COVER	LH	41 1	C078 NAS1153
6418(12W6419)	WING ACTUATOR ARM COVER	RH	41 1	C078 NAS1153
5419(12W6400)	WING LEADING EDGE FIXED STUB COVER	LH	24 4	NAS1153 NAS1133
6419(12W6400)	WING LEADING EDGE FIXED STUB COVER	RH	24 4	NAS1153 NAS1133
5420(12W6010)	WING SECTION 1 LEADING EDGE COVER	LH	19	NAS1153
6420(12W6010)	WING SECTION 1 LEADING EDGE COVER	RH	19	NAS1153
5421(12W6001)	WING LEADING EDGE ACCESS COVER	LH	63	NAS1153
6421(12W6001)	WING LEADING EDGE ACCESS COVER	RH	63	NAS1153
5422(12W6210)	WING SECTION 3 LEADING EDGE INBOARD COVER	LH	22	NAS1153
6422(12W6210)	WING SECTION 3 LEADING EDGE INBOARD COVER	RH	22	NAS1153
5423(12W6204)	WING LEADING EDGE PYLON ACCESS COVER	LH	22	NAS1153
6423(12W6204)	WING LEADING EDGE PYLON ACCESS COVER	RH	22	NAS1153
5424(12W6110)	WING SECTION 2 LEADING EDGE COVER	LH	13	NAS1153
6424(12W6110)	WING SECTION 2 LEADING EDGE COVER	RH	13	NAS1153
5425(12W6236)	WING SECTION 3 LEADING EDGE INBOARD COVER	LH	18	NAS1153
6425(12W6236)	WING SECTION 3 LEADING EDGE INBOARD COVER	RH	18	NAS1153
5426(12W6236)	WING SECTION 4 LEADING EDGE INBOARD COVER	LH	17	NAS1153
6426(12W6236)	WING SECTION 4 LEADING EDGE INBOARD COVER	RH	17	NAS1153
5427(12W6310)	WING SECTION 4 LEADING EDGE OUTBOARD COVER	LH	24	NAS1153
6427(12W6310)	WING SECTION 4 LEADING EDGE OUTBOARD COVER	RH	24	NAS1153
5428(12W7500)	WING TRAILING EDGE AUXILIARY INBOARD SECTION ACCESS COVER	LH	7	NAS1153
6428(12W7500)	WING TRAILING EDGE AUXILIARY INBOARD SECTION ACCESS COVER	RH	7	NAS1153
5429(12W7905)	NO. 1 WING TRAILING EDGE SKIN	LH	39 22	NAS1153 C3001
6429(12W7905)	NO. 1 WING TRAILING EDGE SKIN	RH	39 22	NAS1157 C3001

COVER DOOR	NOMENCLATURE	NO. FASTENERS		TYPE
5430(12W8036)	NO. 2 WING TRAILING EDGE INBOARD SKIN	LH	10	NAS1153
6430(12W8036)	NO. 2 WING TRAILING EDGE INBOARD SKIN	RH	10	NAS1153
5431(12W8036)	NO. 2 WING TRAILING EDGE CENTER SKIN	LH	22	NAS1153
6431(12W8036)	NO. 2 WING TRAILING EDGE CENTER SKIN	RH	22	NAS1153
5432(12W8036)	NO. 2 WING TRAILING EDGE OUTBOARD SKIN	LH	9	NAS1153
6432(12W8036)	NO. 2 WING TRAILING EDGE OUTBOARD SKIN	RH	9	NAS1153
5433(12W8136)	NO. 3 WING TRAILING EDGE INBOARD SKIN	LH	10	NAS1153
6433(12W8136)	NO. 3 WING TRAILING EDGE INBOARD SKIN	RH	10	NAS1153
5434(12W8136)	NO. 3 WING TRAILING EDGE CENTER SKIN	LH	17	NAS1153
6434(12W8136)	NO. 3 WING TRAILING EDGE CENTER SKIN	RH	17	NAS1153
5435(12W8136)	NO. 3 WING TRAILING EDGE OUTBOARD SKIN	LH	6	NAS1153
6435(12W8136)	NO. 3 WING TRAILING EDGE OUTBOARD SKIN	RH	6	NAS1153
5436(12W7620)	NO. 4 WING TRAILING EDGE SKIN	LH	62	NAS1153
6436(12W7620)	NO. 4 WING TRAILING EDGE SKIN	RH	62	NAS1153
5437(12W7550)	WING TRAILING EDGE HINGED DOOR	LH	5	NAS1153
6437(12W7550)	WING TRAILING EDGE HINGED DOOR	RH	5	NAS1153
5438(12W8476)	NO. 2 WING FLAP TRACK INBOARD WELL COVER	LH	11 3	NAS1153 NAS1102
6438(12W8476)	NO. 2 WING FLAP TRACK INBOARD WELL COVER	RH	11 3	NAS1153 NAS1102
5439(12W8476)	NO. 2 WING FLAP TRACK OUTBOARD WELL COVER	LH	10 2	NAS1153 NAS1102
6439(12W8476)	NO. 2 WING FLAP TRACK OUTBOARD WELL COVER	RH	10 2	NAS1153 NAS1102
5440(12W8601)	NO. 3 WING FLAP TRACK TRAILING EDGE COVER	LH	6	NAS1102
6440(12W8601)	NO. 3 WING FLAP TRACK TRAILING EDGE COVER	RH	6	NAS1102
5441(12W8692)	NO. 3 WING FLAP TRACK INBOARD WELL COVER	LH	3 3	NAS1153 NAS1154
6441(12W8692)	NO. 3 WING FLAP TRACK INBOARD WELL COVER	RH	3 3	NAS1153 NAS1154

COVER DOOR	NOMENCLATURE	NO. FASTENERS		TYPE
5442(12W8681)	NO. 3 WING FLAP TRACK OUTBOARD WELL COVER	LH	6	NAS1153
6442(12W8681)	NO. 3 WING FLAP TRACK OUTBOARD WELL COVER	RH	6	NAS1153
5443(12W8614)	NO. 4 WING FLAP TRACK CARRIAGE INBOARD COVER	LH	9	NAS1102
6443(12W8614)	NO. 4 WING FLAP TRACK CARRIAGE INBOARD COVER	RH	9	NAS1102
5444(12W8814)	NO. 4 WING FLAP TRACK CARRIAGE OUTBOARD COVER	LH	6	NAS1102
6444(12W8814)	NO. 4 WING FLAP TRACK CARRIAGE OUTBOARD COVER	RH	6	NAS1102
5445(12W8894)	NO. 5 WING FLAP TRACK WELL COVER	LH	4	NAS1153
6445(12W8894)	NO. 5 WING FLAP TRACK WELL COVER	RH	4	NAS1153

FS 0 114 25 135 172 180 207 5 237 7 257 73 278 5 307 5 337 5 364 392 433 448 476 25 498 25 525 531 25 593 610 650 700 6 725 747 770 25 877 55 FS

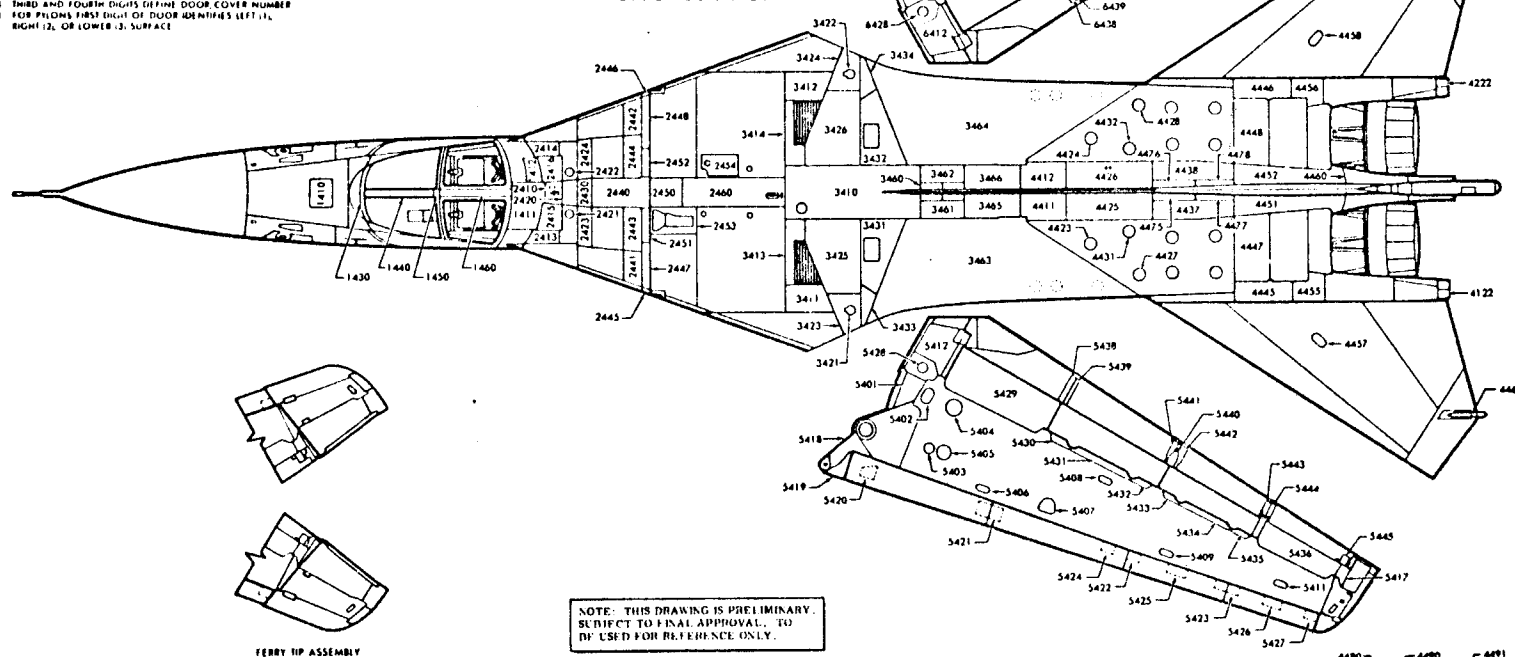
ACCESS DOOR/COVER IDENTIFICATION & LOCATION F-111A, 160-253 (F-111E, 1-94)



NOTES

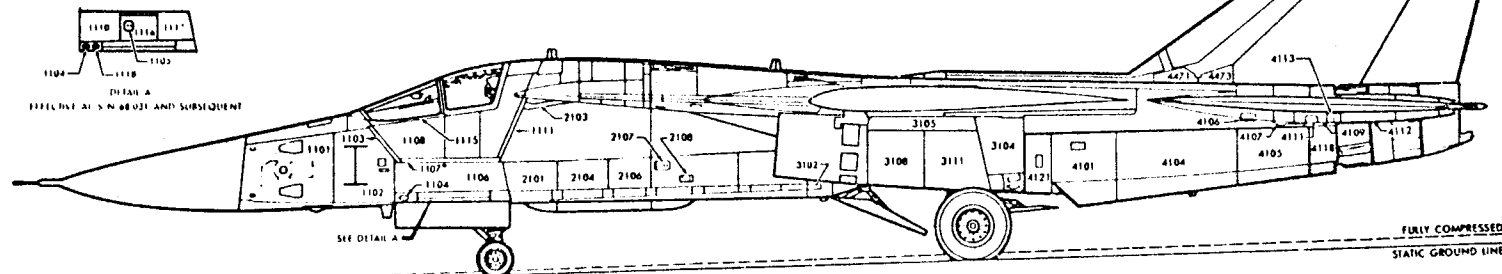
1. FIRST DIGIT OF DOOR COVER NUMBER DEFINES WORK AREA
2. SECOND DIGIT DEFINES LEFT SIDE (1), RIGHT SIDE (2), OR LOWER SURFACE (3), UPPER SURFACE (4)
3. THIRD AND FOURTH DIGITS DEFINE DOOR COVER NUMBER
4. FOR F111E FIRST DIGIT OF DOOR IDENTIFIES LEFT (1), RIGHT (2), OR LOWER (3), SURFACE

UPPER SURFACE



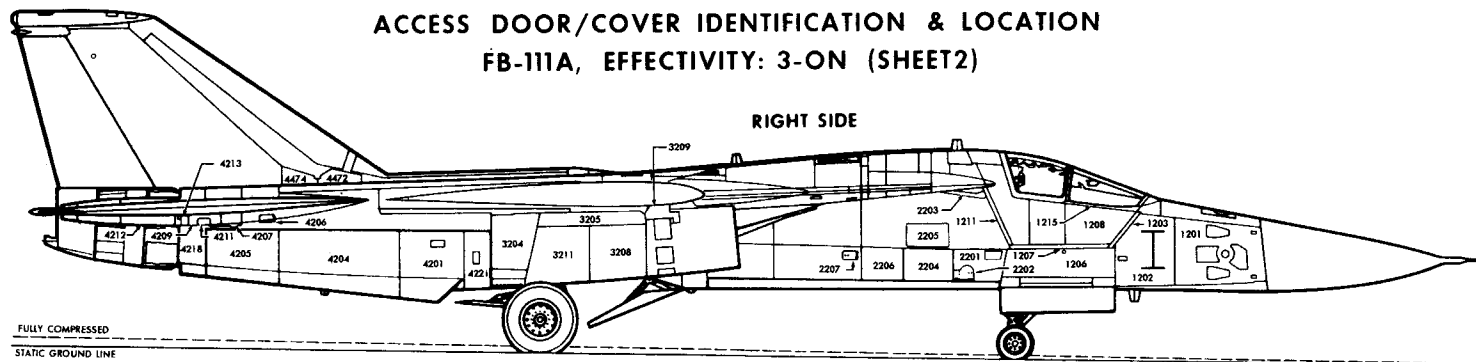
FERRY TIP ASSEMBLY

LEFT SIDE



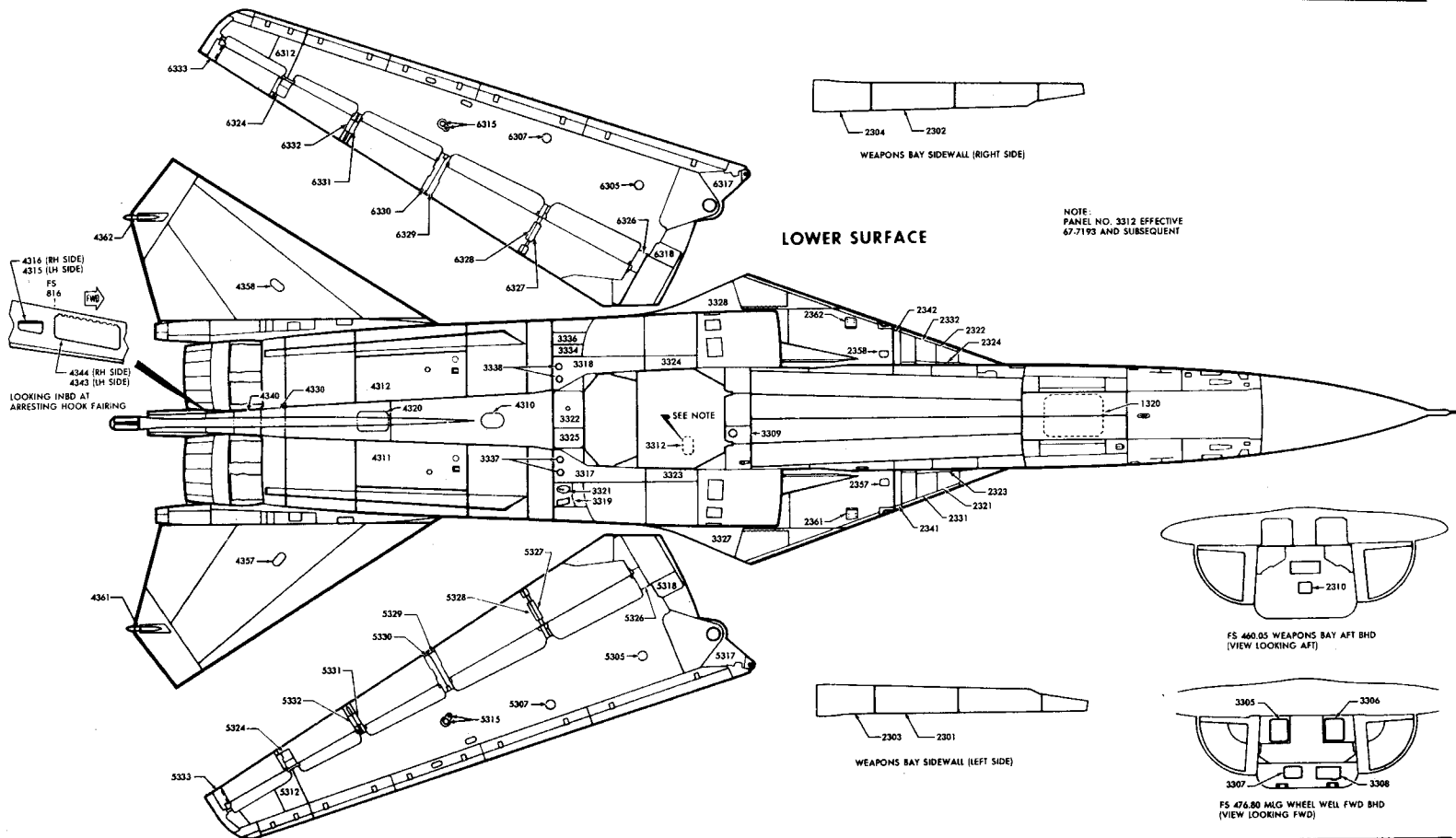
FS 0 114 25 135 172 180 207 5 237 7 257 73 278 5 307 5 337 5 364 392 433 448 476 25 498 25 525 531 25 593 610 650 700 6 725 747 770 25 877 55 FS

RIGHT SIDE



FULLY COMPRESSED
STATIC GROUND LINE

LOWER SURFACE



NOTE:
PANEL NO. 3312 EFFECTIVE
67-7193 AND SUBSEQUENT

FS 460.05 WEAPONS BAY AFT BHD
(VIEW LOOKING AFT)

FS 476.80 MLG WHEEL WELL FWD BHD
(VIEW LOOKING FWD)

0 FS
5.5

LTP-FB107-5
26 MARCH 1969

MANUFACTURING ENGINEERING
FB-142-1 Rev. 26 March 1969

NOTES:

1. FIRST DIGIT OF DOOR/COVER NUMBER DEFINES WORK AREA.
2. SECOND DIGIT DEFINES LEFT SIDE (1)/RIGHT SIDE (2) OR LOWER SURFACE (3)/UPPER SURFACE (4).
3. THIRD AND FOURTH DIGITS DEFINE DOOR/COVER NUMBER.
4. FOR PYLONS FIRST DIGIT OF DOOR IDENTIFIES LEFT (1), RIGHT (2) OR LOWER (3)-SURFACE.

UPPER SURFACE


LEFT SIDE

FULLY COMPRESSED
STATIC GROUND LINE


F-111A STRUCTURAL PANEL APPLICATION

TAC 31 - 159


52



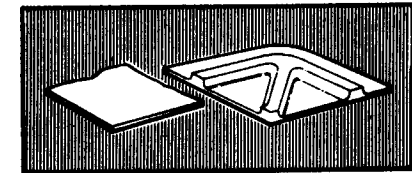
FIBERGLAS





ALUMINUM
PLAIN AND SCULPTURED
SKIN



ALUMINUM
FULL DEPTH
HONEYCOMB CORE

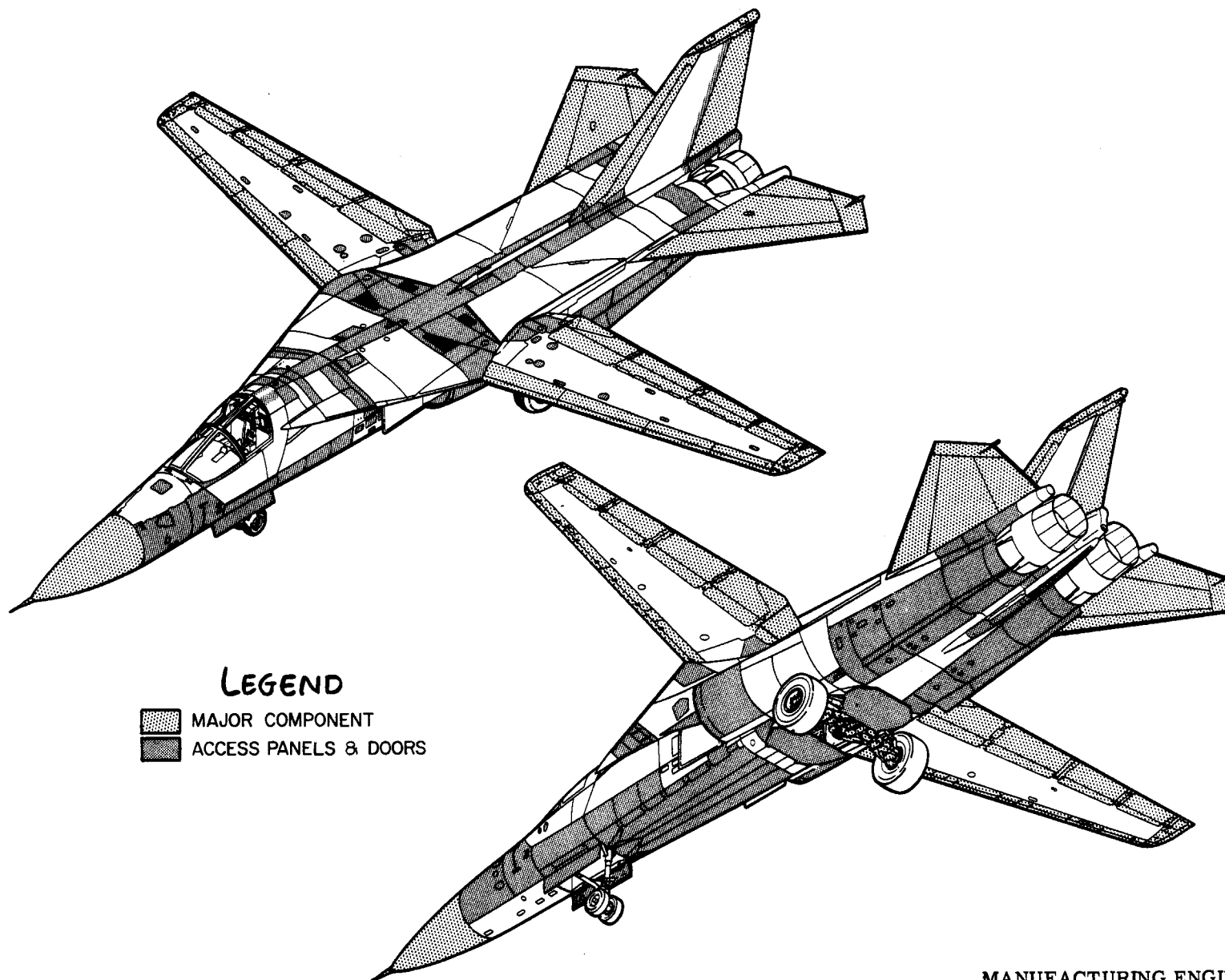


ALUMINUM
BONDED SANDWICH



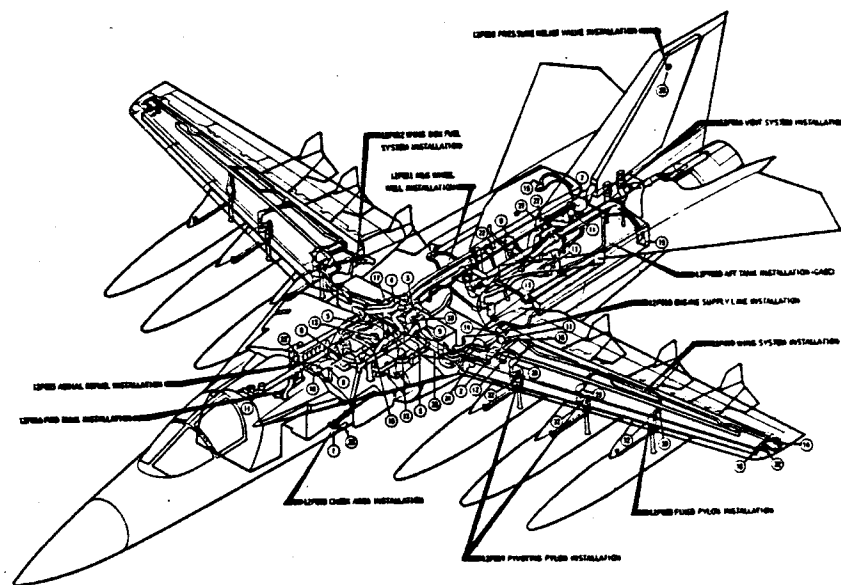
INTERCHANGEABILITY - REPLACEABILITY

TAC-31-159

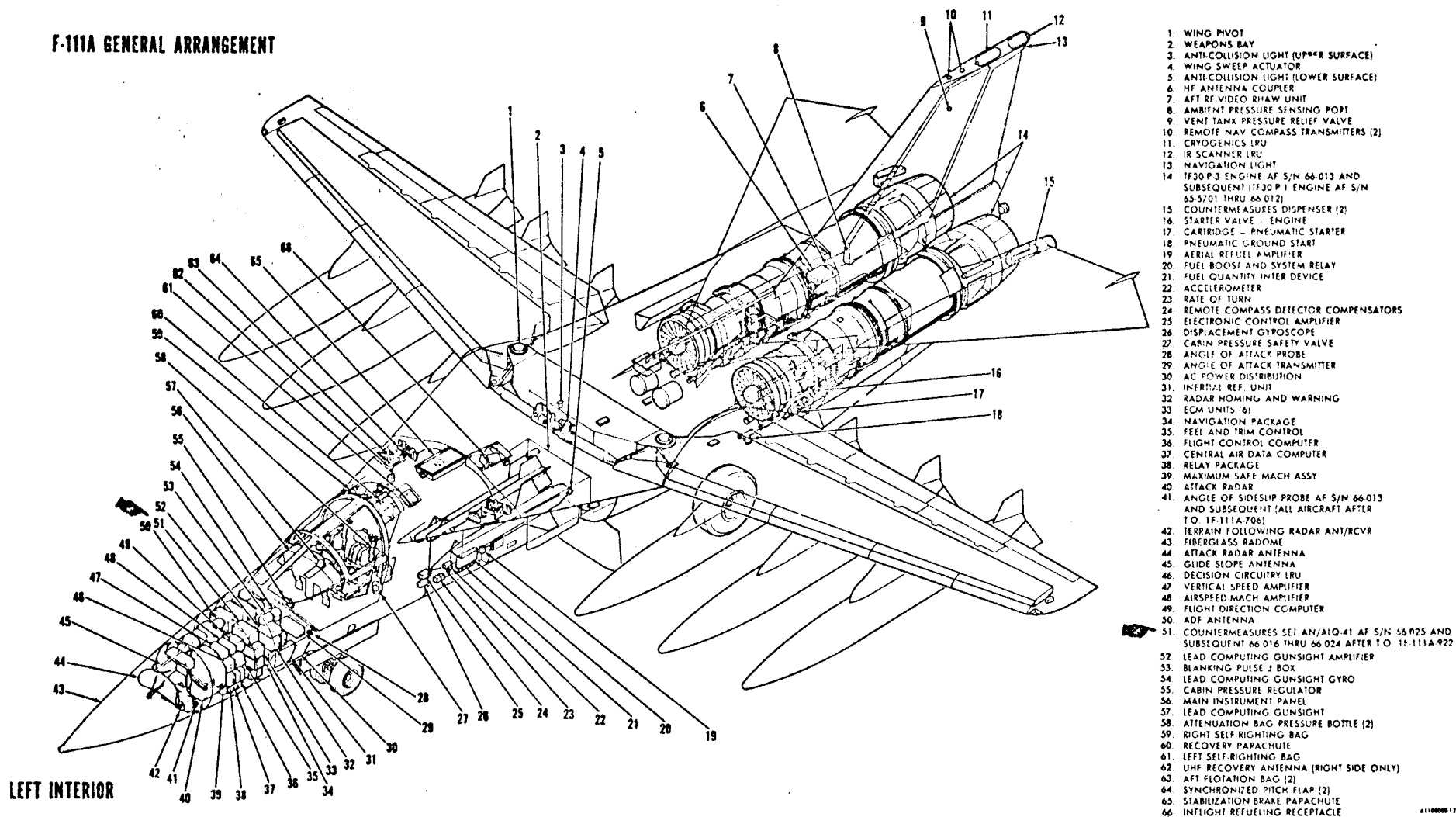


MANUFACTURING ENGINEERING
ST-1079-5 5 February 1969
FW69/403/VG-15-8

AIRPLANE SYSTEMS

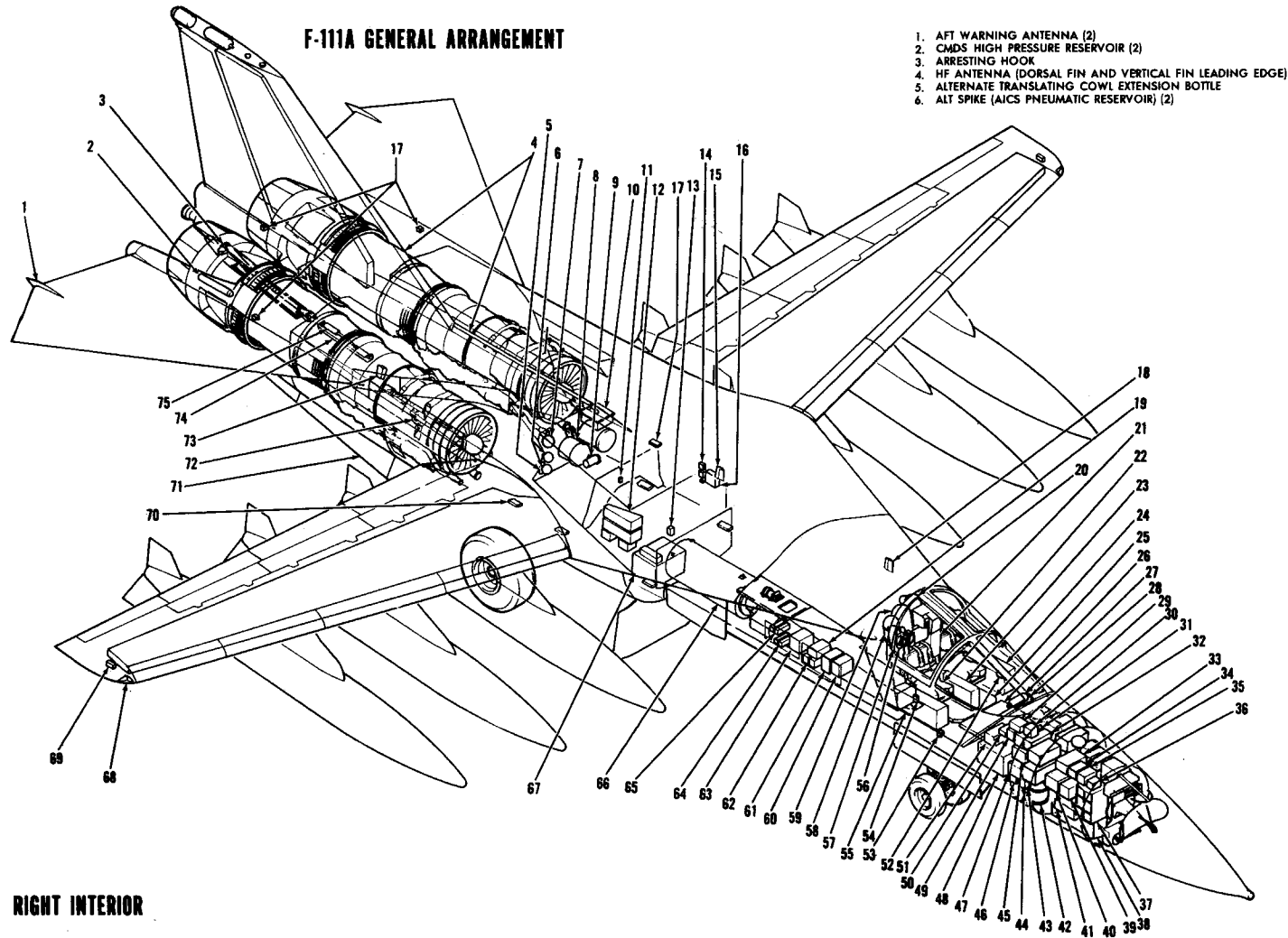


F-111A GENERAL ARRANGEMENT



F-111A Aircraft Arrangement (Sheet 1)

F-111A GENERAL ARRANGEMENT



RIGHT INTERIOR

1. AFT WARNING ANTENNA (2)
2. CMDS HIGH PRESSURE RESERVOIR (2)
3. ARRESTING HOOK
4. HF ANTENNA (DORSAL FIN AND VERTICAL FIN LEADING EDGE)
5. ALTERNATE TRANSLATING COWL EXTENSION BOTTLE
6. ALT SPIKE (AICS PNEUMATIC RESERVOIR) (2)

7. ALT LANDING GEAR PNEUMATIC RESERVOIR
8. HYDRAULIC RESERVOIR (2)
9. EMERGENCY GENERATOR
10. HF ANTENNA REMOTE CAPACITOR
11. COUNTING ACCELEROMETER TRANSDUCER
12. WEAPONS RELAYS
13. INTERCOM STATION (MLG WW)
14. COUNTING ACCELEROMETERS (2) AND WING SWEEP RELAY
15. IFF #1/DATA LINK #1 ANTENNA
16. STARTER CARTRIDGE STOWAGE CONTAINER
17. SURFACE POSITION TRANSMITTERS (4)
18. TACAN ANTENNA (UPPER SURFACE)
19. SYNCHRONIZER CE00020-2
20. ROCKET MOTOR
21. SEAT BULKHEAD CONSOLE
22. CREW SEAT (2)
23. CENTER CONSOLE
24. LEFT CONSOLE
25. IMPACT ATTENUATION BAG (UNDER FLOOR)
26. AUXILIARY FLOTATION BAG (UNDER FLOOR)
27. FORWARD FLOTATION BOTTLE
28. OXYGEN HEAT EXCHANGER
29. ARW-77 TRANSMITTER
30. CONTROLLER
31. DATA LINK RECEIVER (SPACE PROVISION)
32. MARK VII TRANSPONDER (SPACE PROVISION)
33. AN/APX-64 RECEIVER/TRANSMITTER
34. INFIGHT RECORDER AF S/N 66-016 THRU 66-024
35. RADAR ALTIMETER RT UNITS
36. MARK VII MONITOR TS-1843/APX
37. TERRAIN FOLLOWING RADAR
38. BALLISTICS COMPUTER AF S/N 66-016 THRU 66-024
39. DATA LINK CONVERTER (SPACE PROVISION)
40. AN/ARC-112 HF OR AN/ARC-123 RECEIVER/TRANSMITTER
41. DATA LINK RA CONVERTER (SPACE PROVISION)
42. LIQUID OXYGEN CONVERTER
43. LOWER UHF COMM AND TACAN ANTENNAS
44. HF COUPLER CONTROL
45. AN/ARC-109 RECEIVER/TRANSMITTER
46. CABIN TEMPERATURE CONTROL
47. AN/ARN-52 RECEIVER/TRANSMITTER
48. DC POWER DISTRIBUTION
49. ARA-50 AMPLIFIER
50. ANTENNA SELECTOR
51. GENERATOR CONTROL
52. STANDBY COMPASS
53. INTERCOM STATION (NLG WW)
54. RADIO BEACON SET
55. RIGHT CONSOLE
56. EMERGENCY OXYGEN BOTTLE (2)
57. RIGHT SELF-RIGHTING PRESSURE BOTTLE
58. AFT FLOTATION AND LEFT SELF-RIGHTING PRESSURE BOTTLE
59. EMERGENCY CABIN PRESSURE BOTTLE
60. ILS R-843/ARN-58 RECEIVER
61. ILS R-844/ARN-58 RECEIVER
62. ELECTRONIC CONTROL POWER SUPPLY
63. RELAY PACKAGE
64. MACH LEVER ACTUATOR CONTROLS
65. N-1 CONVERTERS
66. M-61-A1 20MM CANNON
67. WATER TANK
68. NAVIGATION LIGHT (2)
69. FORMATION LIGHT (2)
70. BOTTOM ECM ANTENNAS (6)
71. STRAKE (2)
72. FORWARD ENGINE MOUNT (2)
73. IFF #2/DATA LINK #2 ANTENNA
74. TAIL BUMPER
75. TAIL BUMPER DASH POT

A11000007-2570

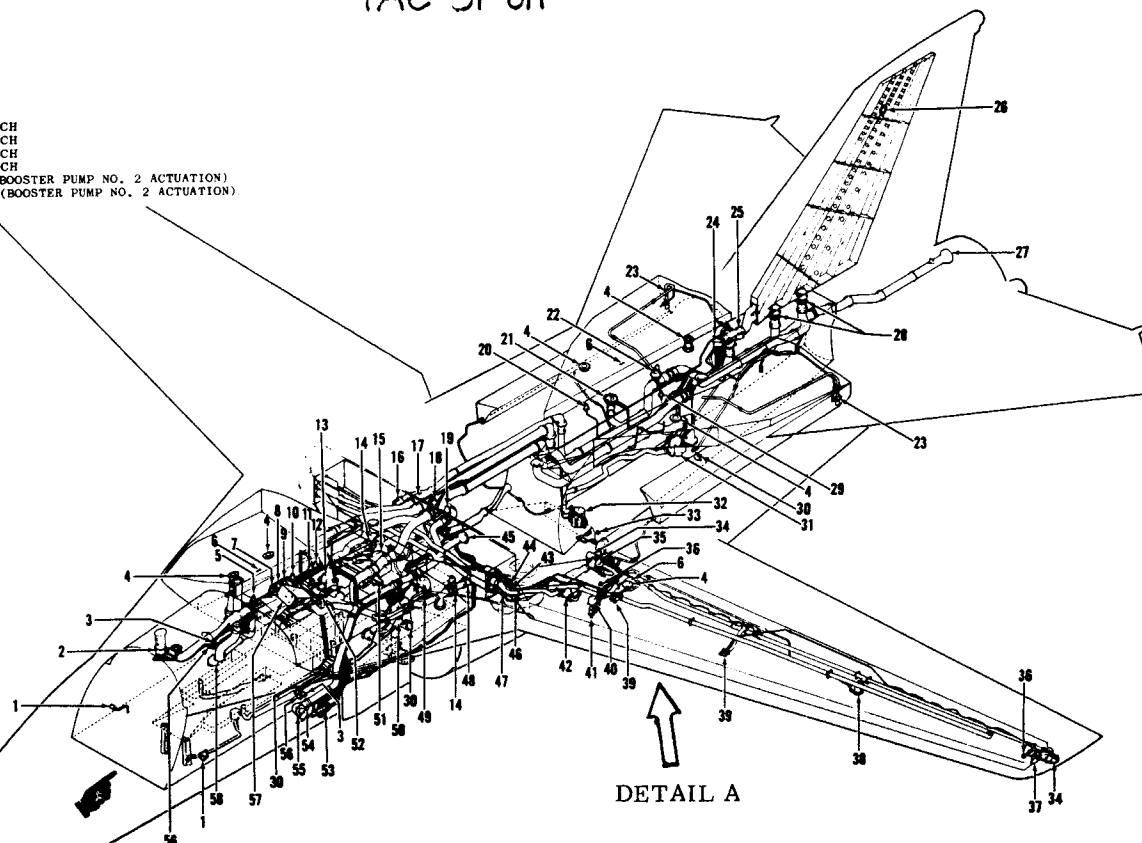
F-111A Aircraft Arrangement (Sheet 2)

MANUFACTURING ENGINEERING
ST-1025-113 10 January 1969

F-111A FUEL SYSTEM

TAC 31-on

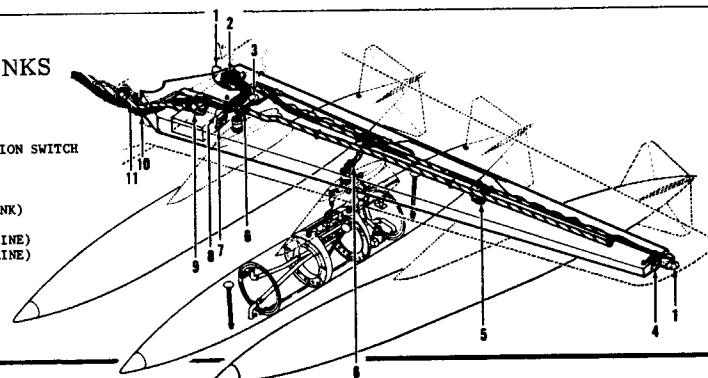
1. EXTERNAL FUEL DRAIN (BAY F-1)
2. DUAL FLOAT PILOT VALVE (BAY F-1)
3. EXTERNAL FUEL DRAIN (TRAP TANK)
4. GRAVITY REFUEL WELL
5. TANK LOW PRESSURE CAUTION SWITCH
6. GROUNDING RECEPTACLE
7. BOOSTER PUMP NO. 1 LOW PRESSURE ADVISORY LIGHT SWITCH
8. BOOSTER PUMP NO. 2 LOW PRESSURE ADVISORY LIGHT SWITCH
9. BOOSTER PUMP NO. 3 LOW PRESSURE ADVISORY LIGHT SWITCH
10. BOOSTER PUMP NO. 4 LOW PRESSURE ADVISORY LIGHT SWITCH
11. LEFT SUPPLY MANIFOLD LOW PRESSURE CAUTION SWITCH (BOOSTER PUMP NO. 2 ACTUATION)
12. RIGHT SUPPLY MANIFOLD LOW PRESSURE CAUTION SWITCH (BOOSTER PUMP NO. 2 ACTUATION)
13. BOOSTER PUMP NO. 1
14. ENGINE FUEL SHUTOFF VALVE
15. BOOSTER PUMP NO. 2
16. FUEL AUTO-TRANSFER VALVE
17. FUEL ANTI-SUCTION VALVE
18. SHUTOFF VALVE (3.0 INCH) (DUMP VALVE C)
19. SHUTOFF VALVE (4.0 INCH) (DUMP VALVE B)
20. PUMP NO. 5 LOW PRESSURE CAUTION SWITCH
21. REFUEL HIGH-LEVEL SHUTOFF VALVE (BAY A-1)
22. DUMP CONTROL VALVE A (4.0 INCH)
23. FUEL EJECTOR PUMP
24. DUAL FLOAT PILOT VALVE (BAY A-2)
25. PRESSURE AND VENT CONTROL VALVE
26. NEGATIVE PRESSURE RELIEF VALVE
27. FUEL DUMP AND VENT VALVE
28. INTERCONNECT BELLOW
29. PUMP NO. 6 LOW PRESSURE CAUTION SWITCH
30. FLAPPER-TYPE CHECK VALVE
31. BOOSTER PUMP NO. 6
32. BOOSTER PUMP NO. 5
33. EXTERNAL FUEL DRAIN (APT TANK)
34. TRANSFER PUMP
35. REFUEL HIGH-LEVEL SHUTOFF VALVE
36. EXTERNAL FUEL DRAIN (WING TANK)
37. TRANSFER PUMP LOW PRESSURE CAUTION SWITCH
38. PYLON FUEL-AIR DISCONNECT
39. MANUAL SHUTOFF VALVE
40. DUAL FLOAT PILOT VALVE (WING TANK)
41. PRECHECK SELECTOR
42. FLOAT ACTUATED VENT VALVE
43. WING PIVOT INTERCONNECT (PRECHECK FUEL)
44. WING PIVOT INTERCONNECT (EXTERNAL STORES PRESSURE)
45. REFUEL HIGH-LEVEL SHUTOFF VALVE
46. WING PIVOT INTERCONNECT (VENT LINE)
47. WING PIVOT INTERCONNECT (FUEL LINE)
48. FUEL FLOW TRANSMITTER
49. BOOSTER PUMP NO. 4
50. BOOSTER PUMP NO. 3
51. FUEL PRESSURE RELIEF VALVE
52. MANIFOLD CROSSFEED VALVE
53. FUEL PRECHECK SELECTORS
54. TANK PRESSURE GAGE
55. GROUND REFUEL ADAPTER
56. EXTERNAL FUEL DRAIN (BAY F-2)
57. AERIAL REFUEL RECEPTACLE
58. GROUND DEFUEL ADAPTER



DETAIL A

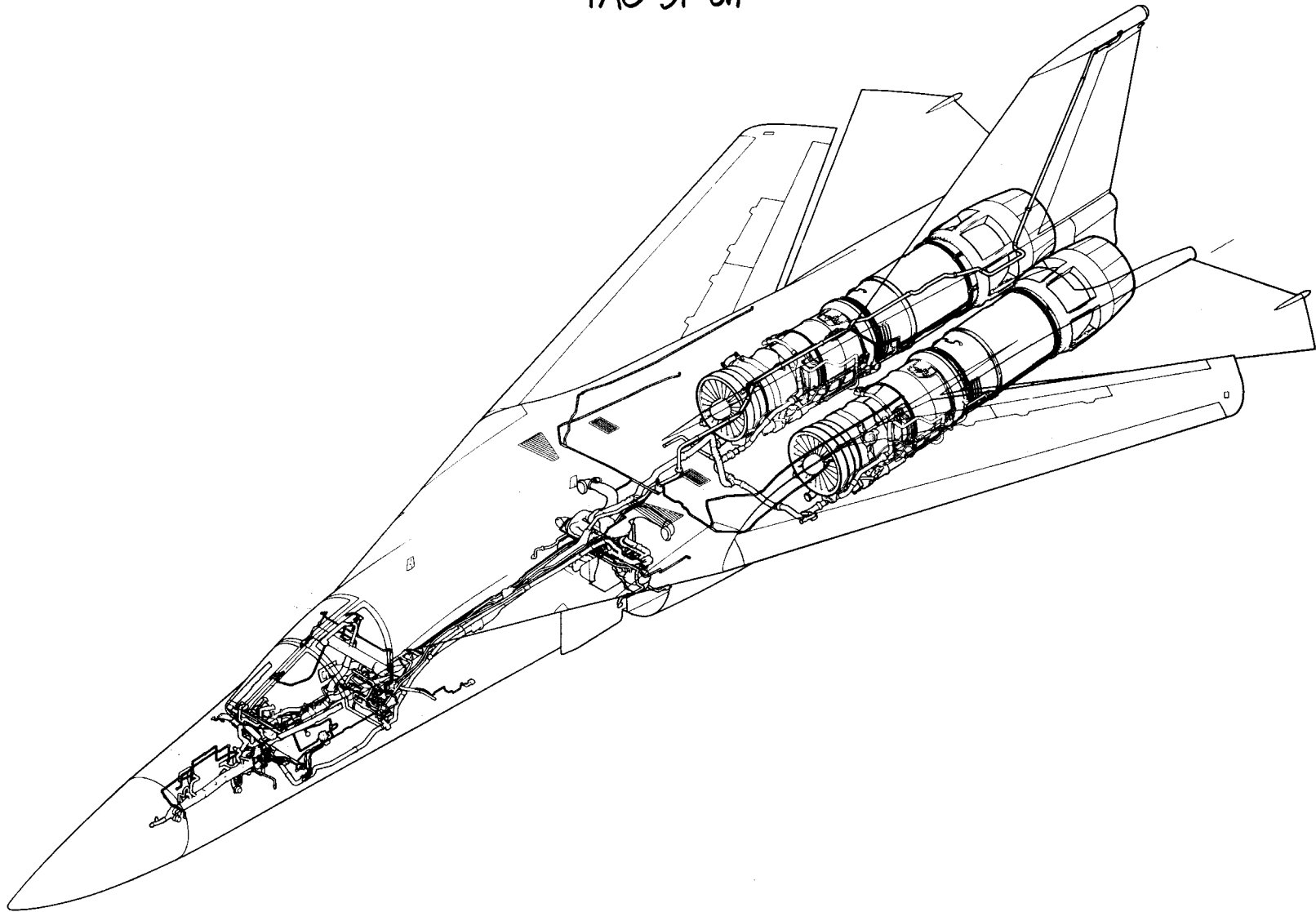
DETAIL A 600 GALLON FUEL TANKS

1. TRANSFER PUMP
2. REFUEL HIGH-LEVEL SHUTOFF VALVE
3. GRAVITY REFUEL WELL
4. TRANSFER PUMP LOW PRESSURE CAUTION SWITCH
5. PYLON FUEL-AIR DISCONNECT
6. MANUAL SHUTOFF VALVE
7. PRECHECK SELECTOR
8. DUAL FLOAT PILOT VALVE (WING TANK)
9. FLOAT ACTUATED VENT VALVE
10. WING PIVOT INTERCONNECT (FUEL LINE)
11. WING PIVOT INTERCONNECT (VENT LINE)



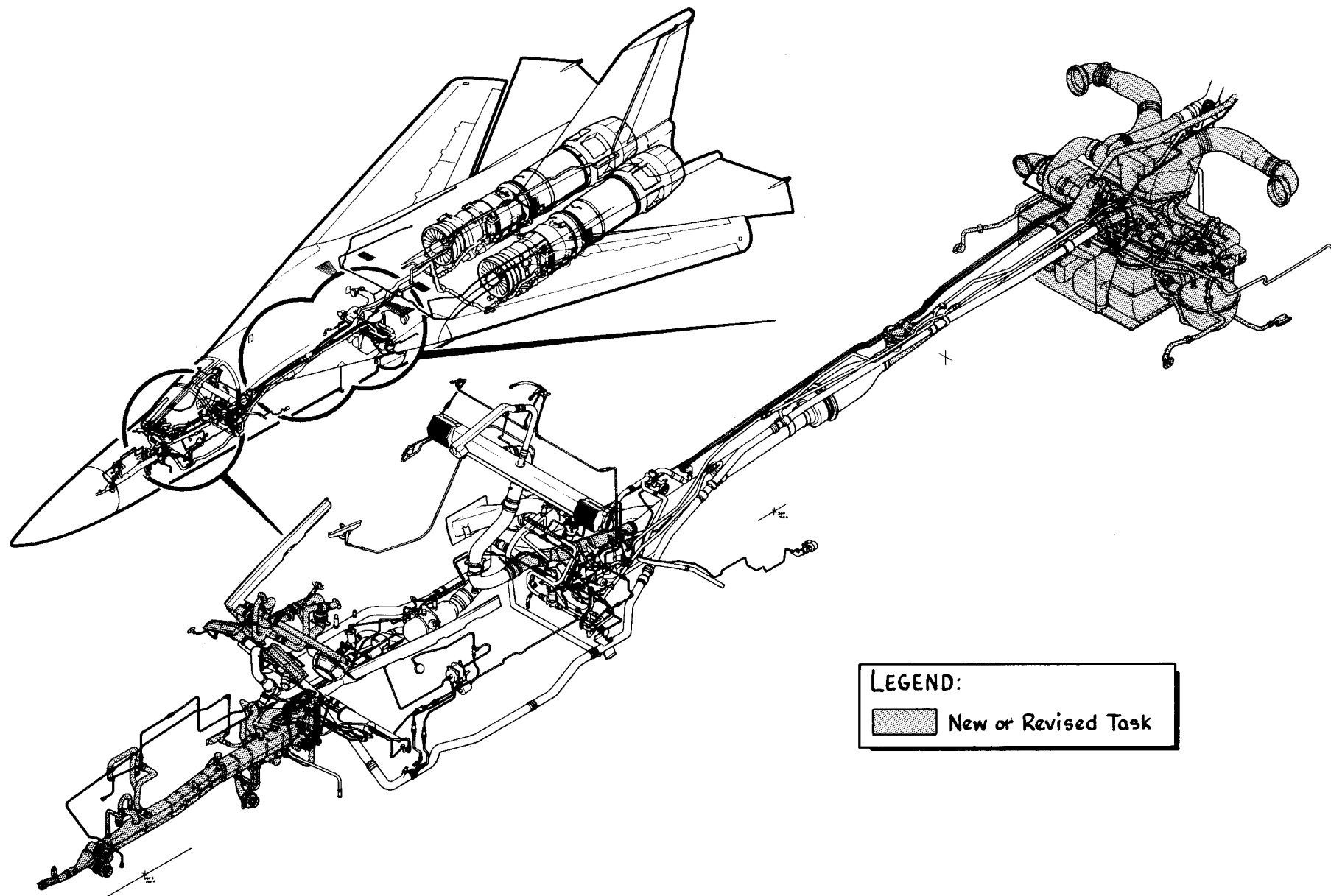
F-111 ENVIRONMENTAL CONTROL SYSTEM

TAC 31-on



F-111D ENVIRONMENTAL CONTROL SYSTEM

MODIFICATION CONFIGURATION for MARK IIA AVIONICS

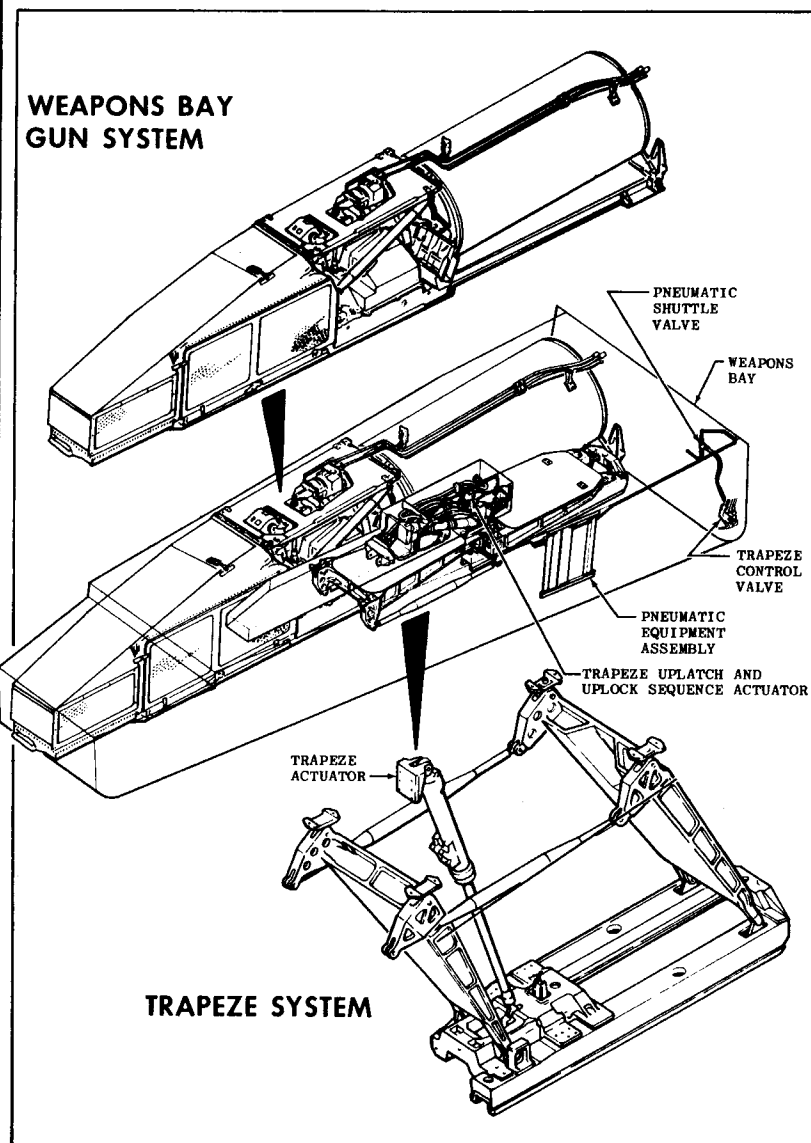
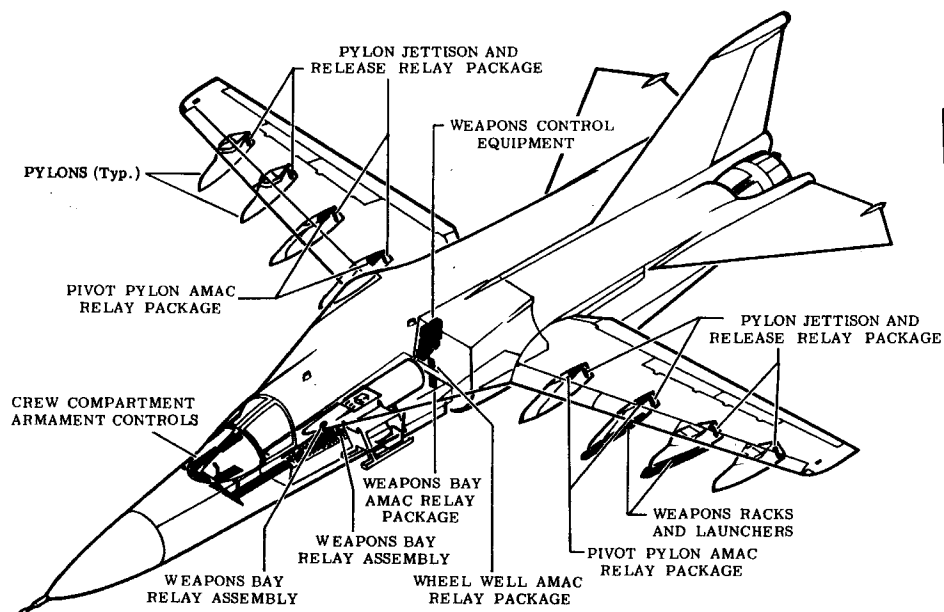
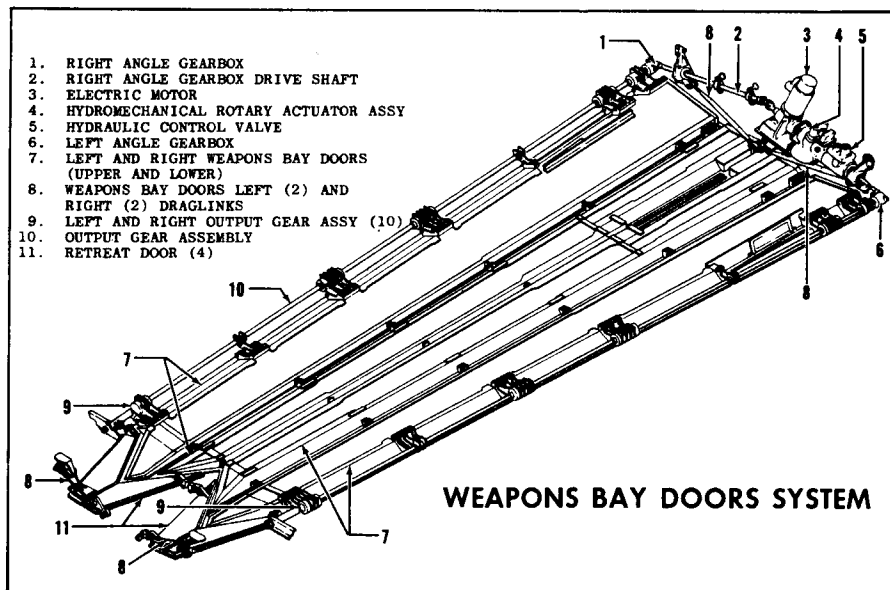


LEGEND:

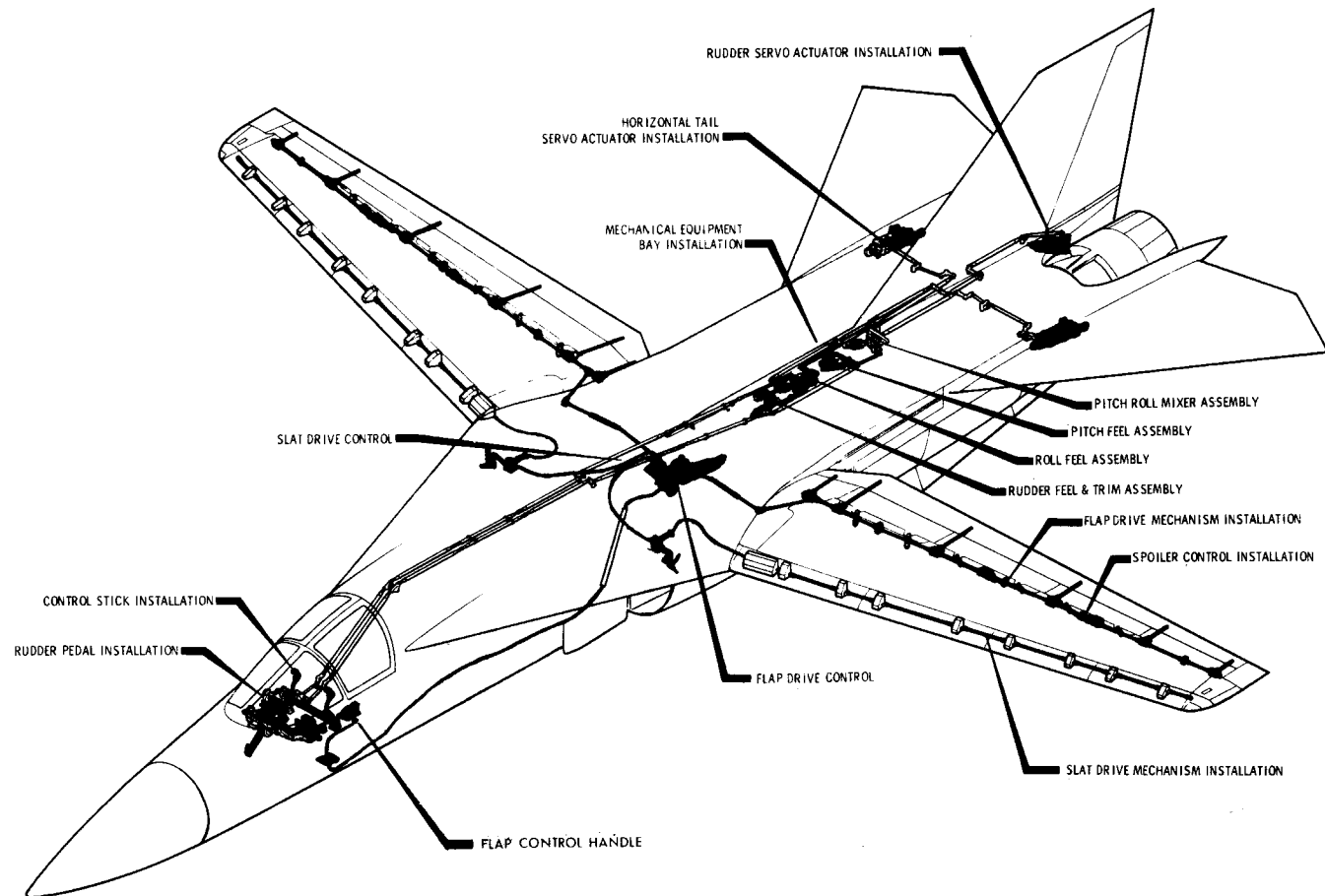


New or Revised Task

F-III ARMAMENT SYSTEMS

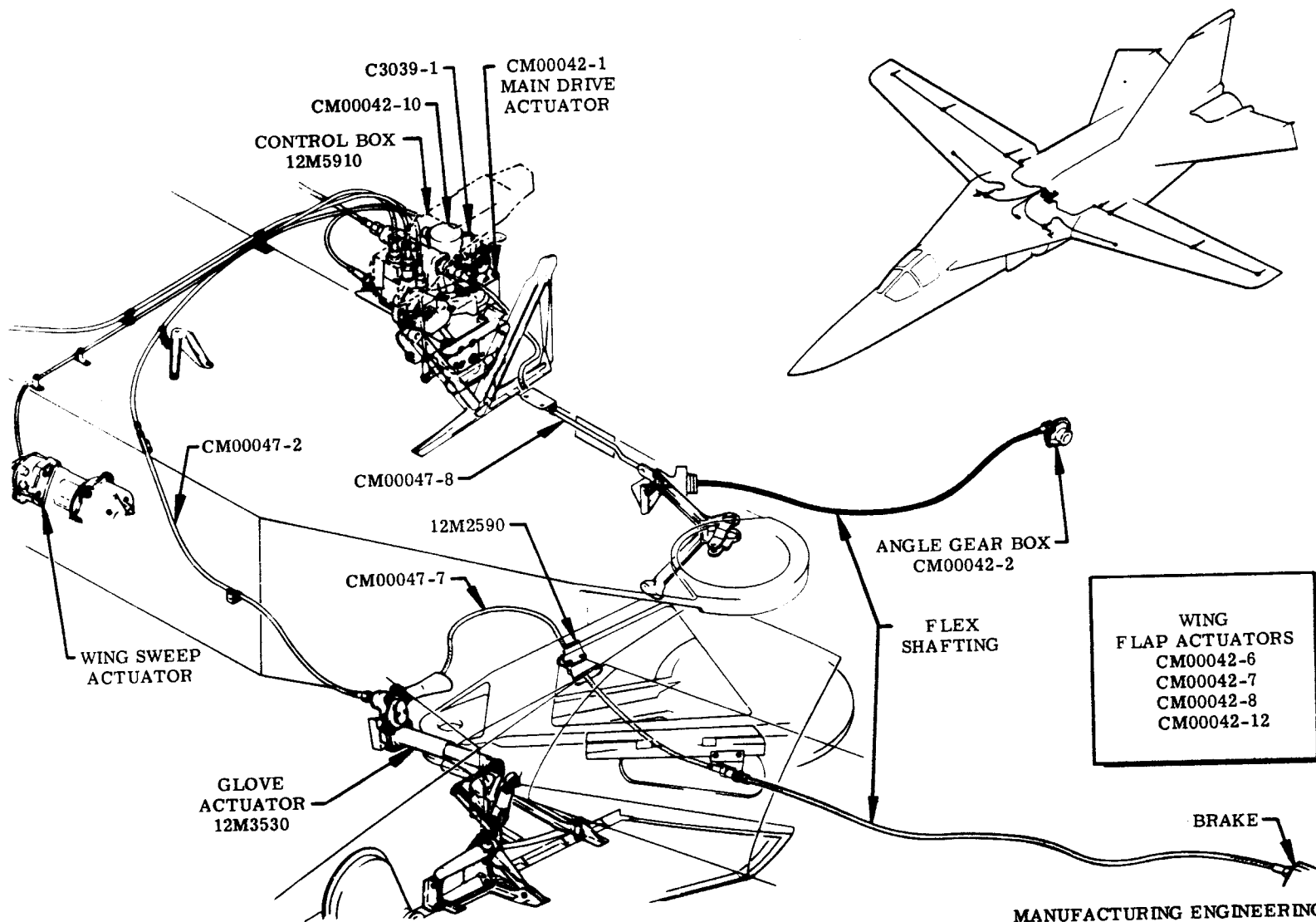


FLIGHT CONTROLS



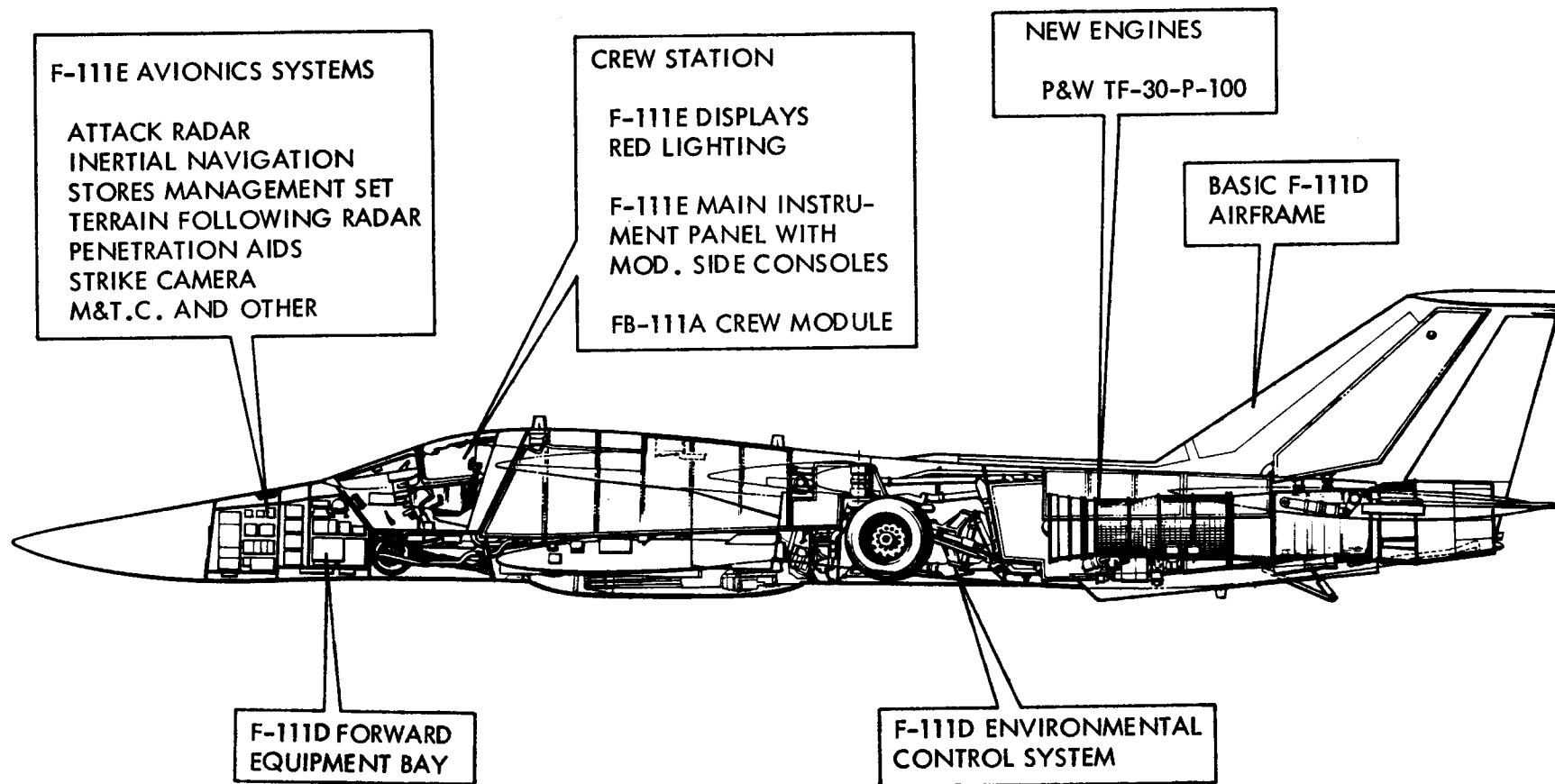
FLAP / SLAT SYSTEM CHANGE

ECP 1055 - PROBLEM H-135

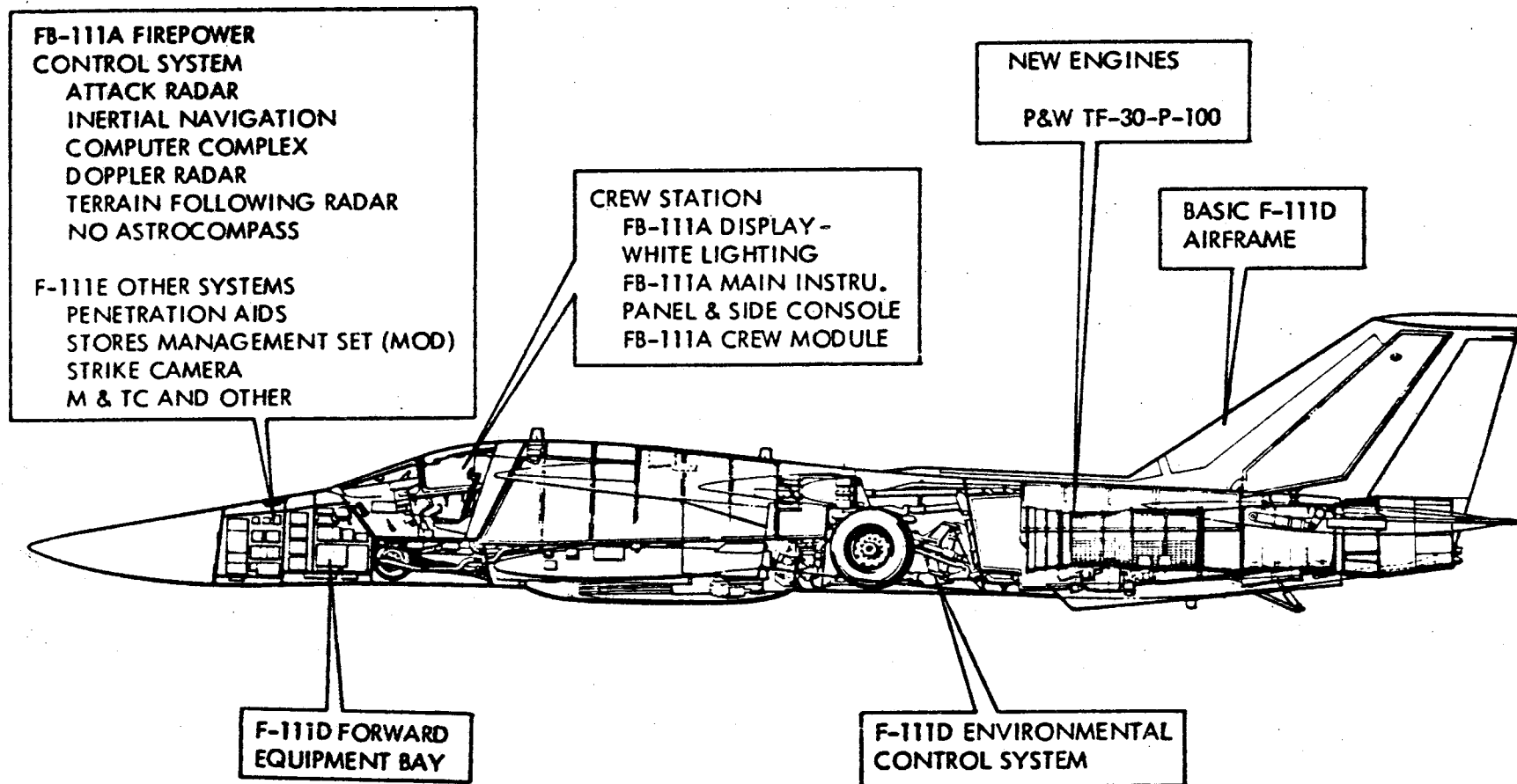


MANUFACTURING ENGINEERING
ST-686-6 13 April 1967

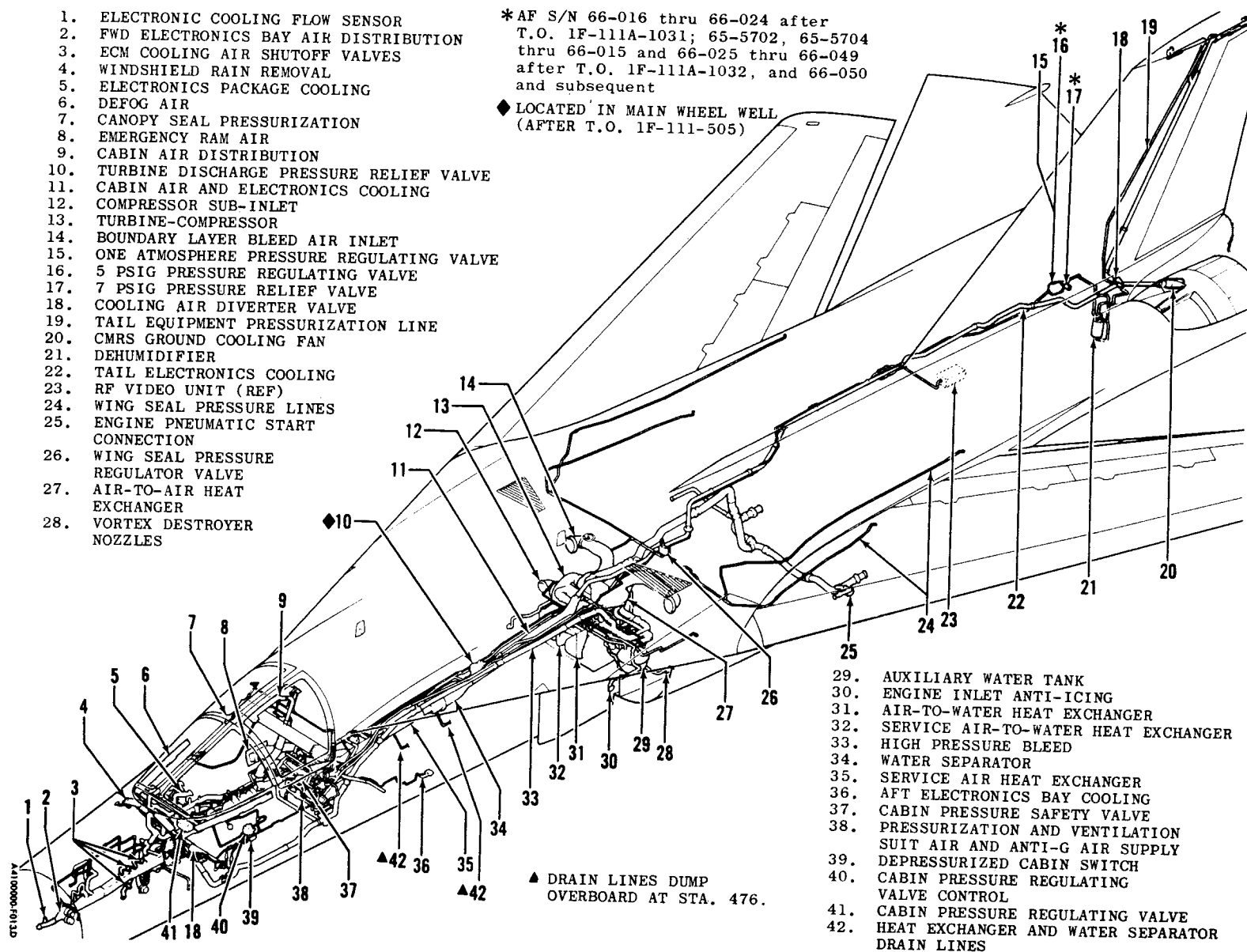
F-111E' INBOARD PROFILE



F-111F INBOARD PROFILE




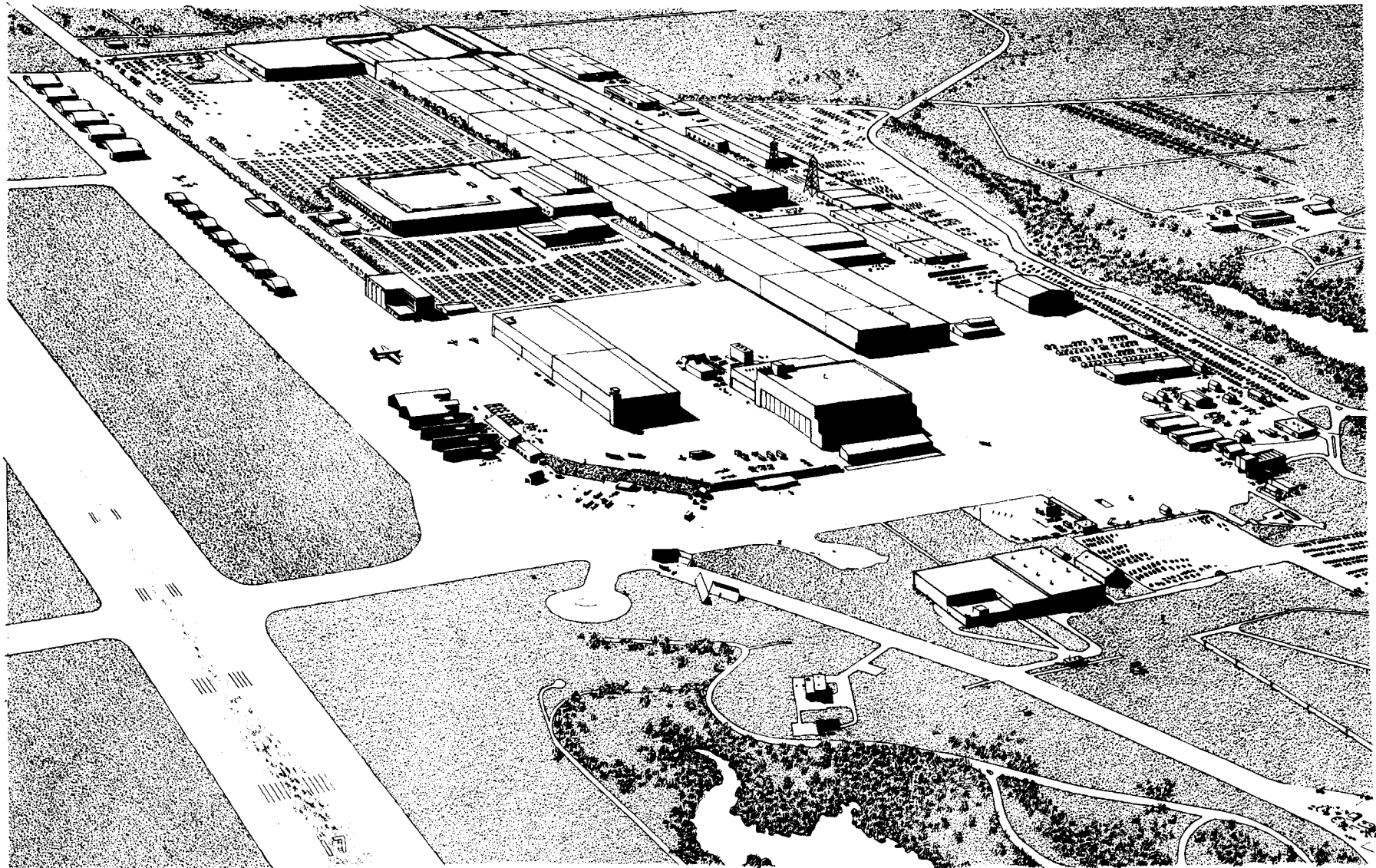
FB/F-111A ENVIRONMENTAL CONTROL SYSTEM



MANUFACTURING ENGINEERING
 ST-1025-124 2 September 1969

PLANT LAYOUTS

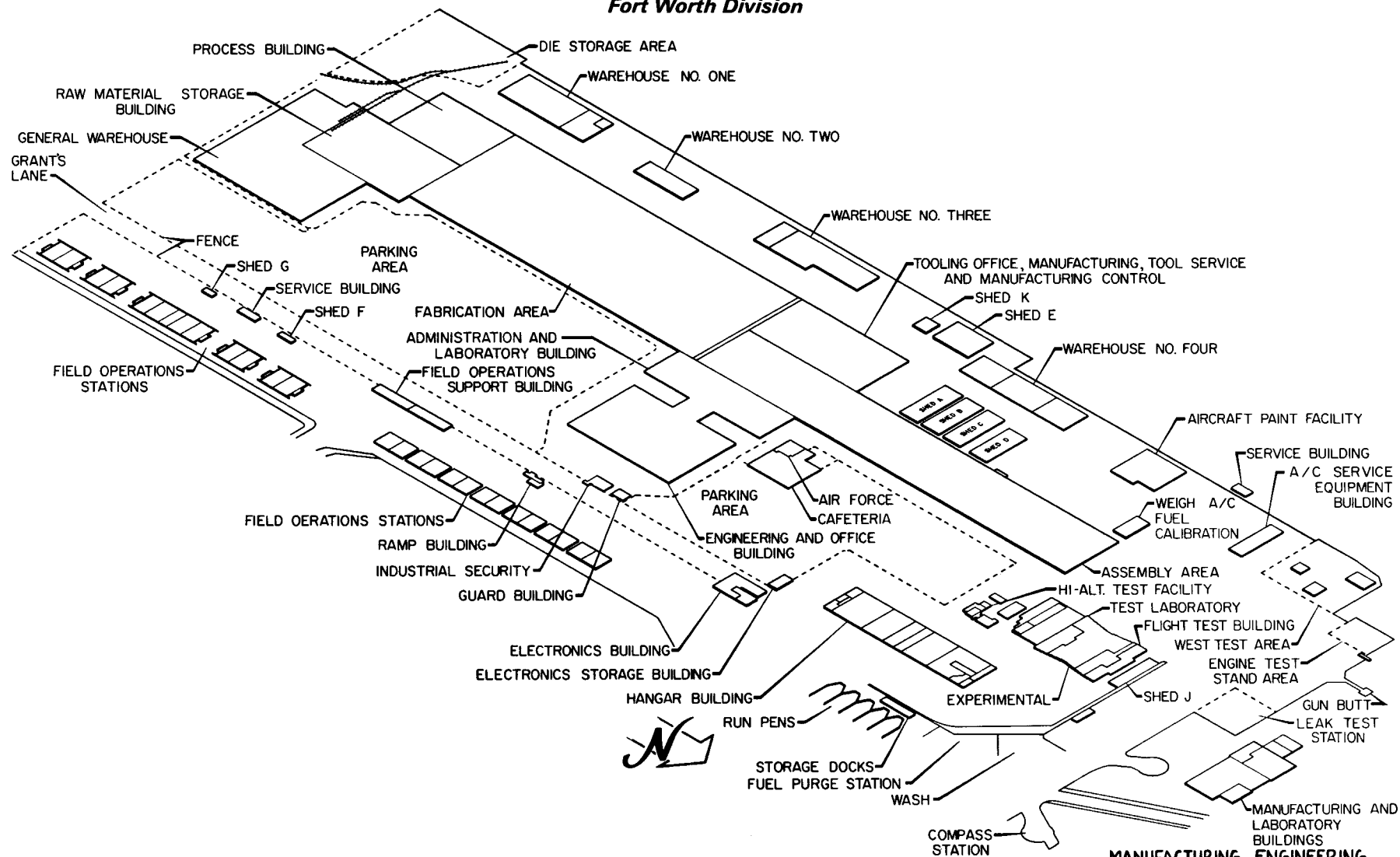




PLANT LAYOUT

GENERAL DYNAMICS

Fort Worth Division



MANUFACTURING ENGINEERING
ST-944-79 REV 26 JAN. 1968

70

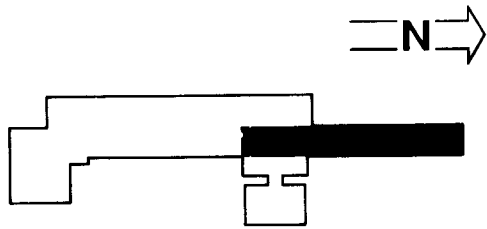
1-N-1



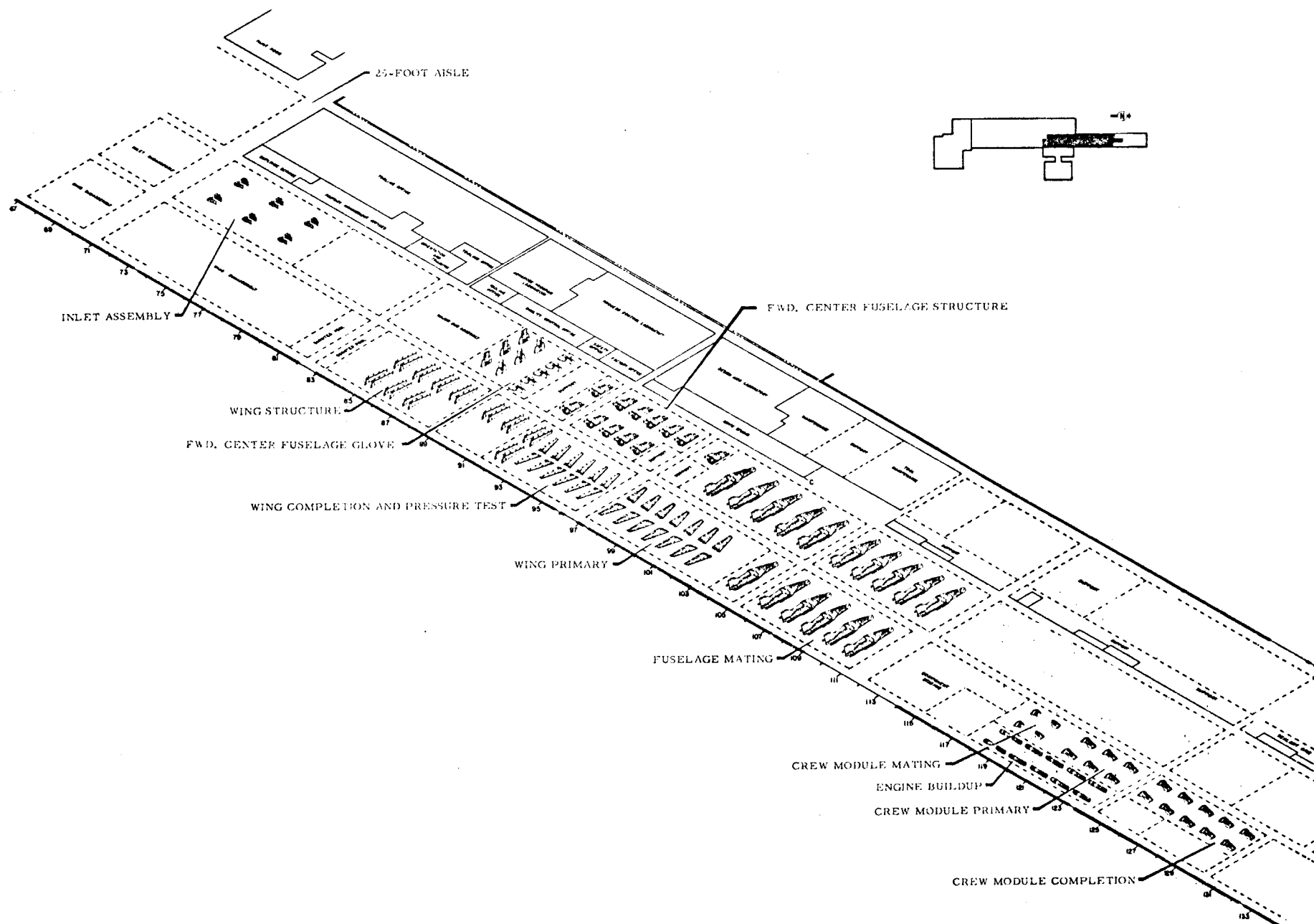
MANUFACTURING ENGINEERING
ST-944-150 31 July 1969

Prepared by
INDUSTRIAL FACILITIES D.

31

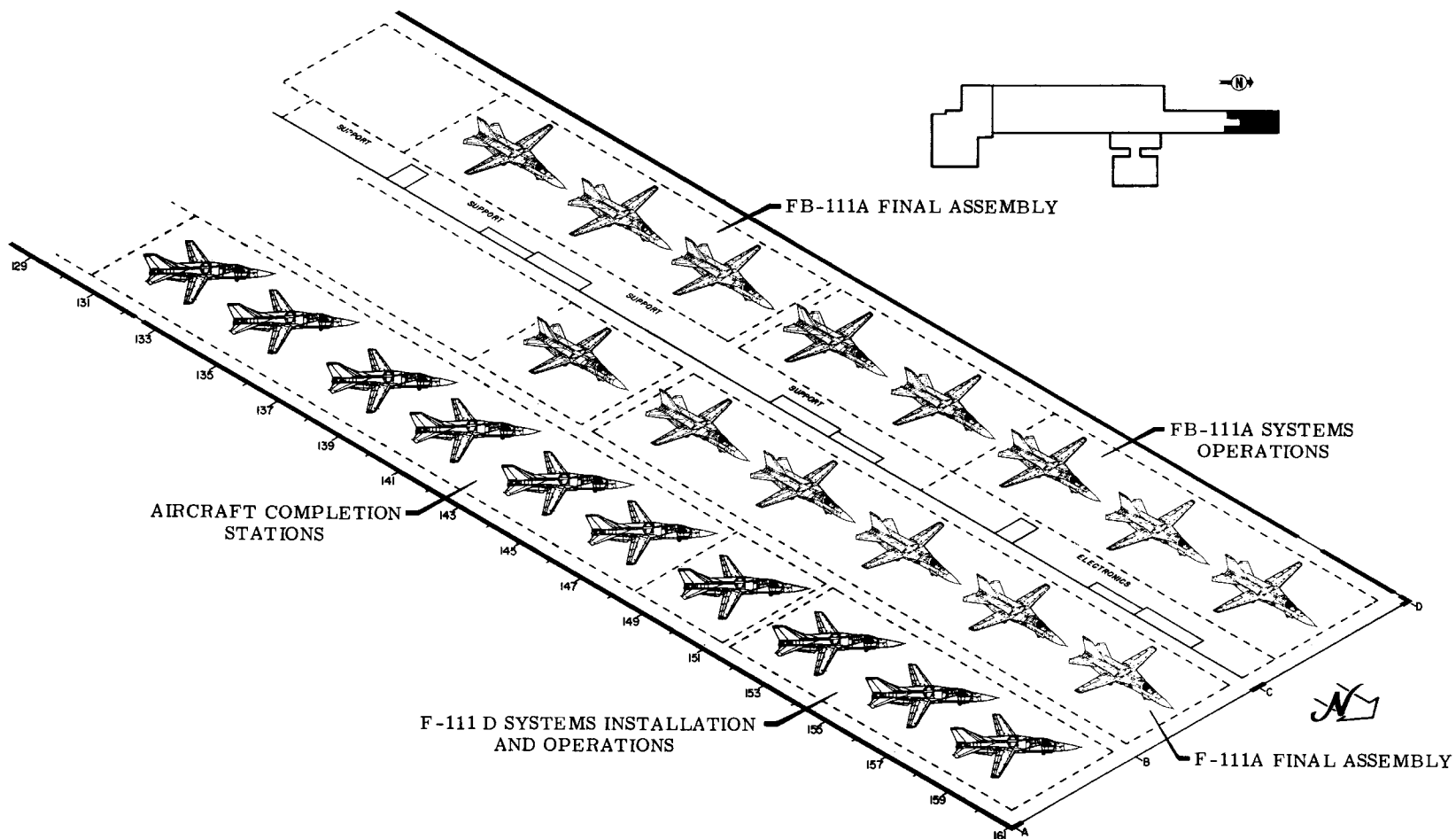


III PRODUCTION PROGRAM-MAJOR COMPONENTS



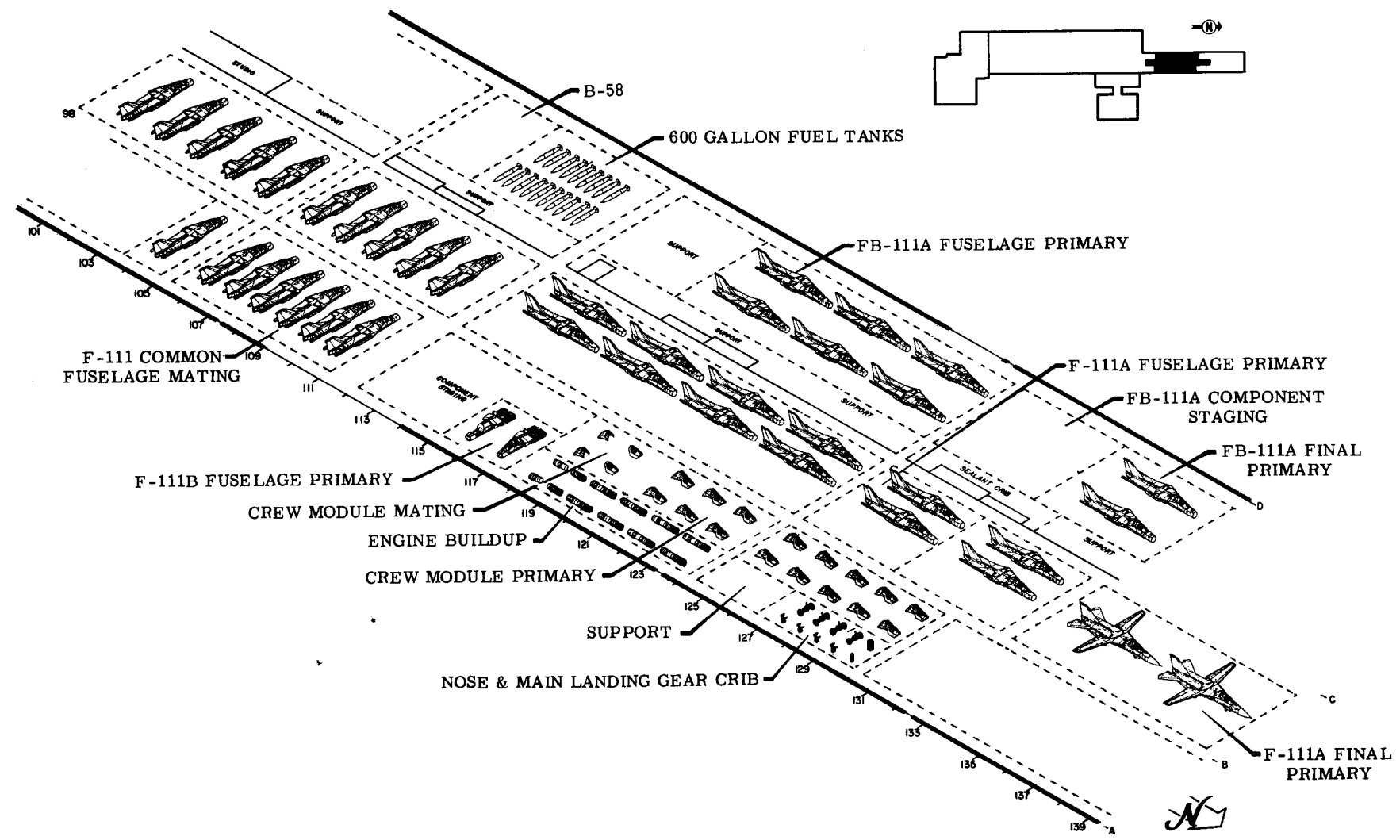
III PRODUCTION PROGRAM

SYSTEMS OPERATIONS - FINAL ASSEMBLY
& AIRCRAFT COMPLETION STATIONS



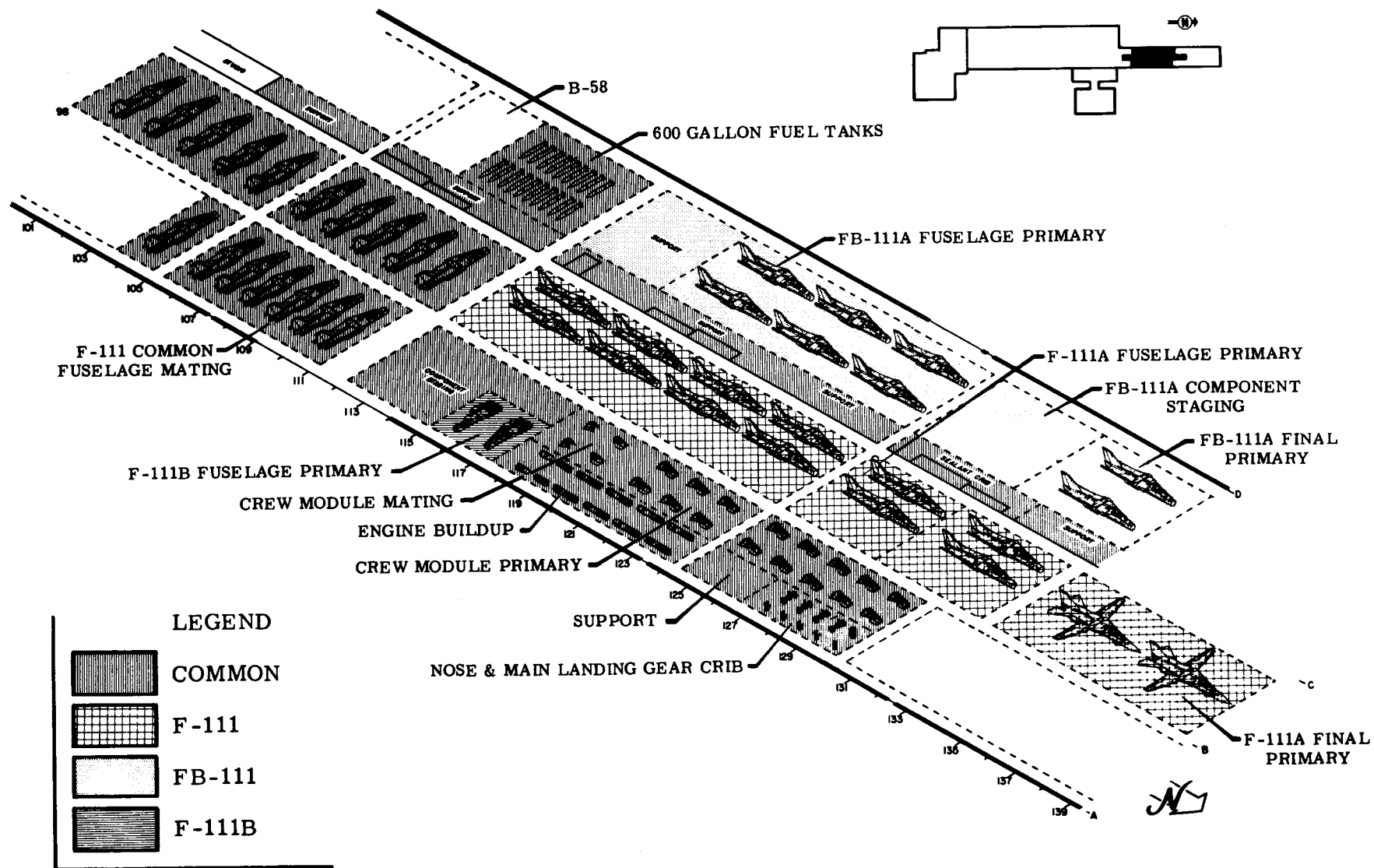
III PRODUCTION PROGRAM

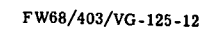
PRIMARY, MATING & MISC. COMPONENTS



III PRODUCTION PROGRAM

PRIMARY, MATING AND MISCELLANEOUS COMPONENTS



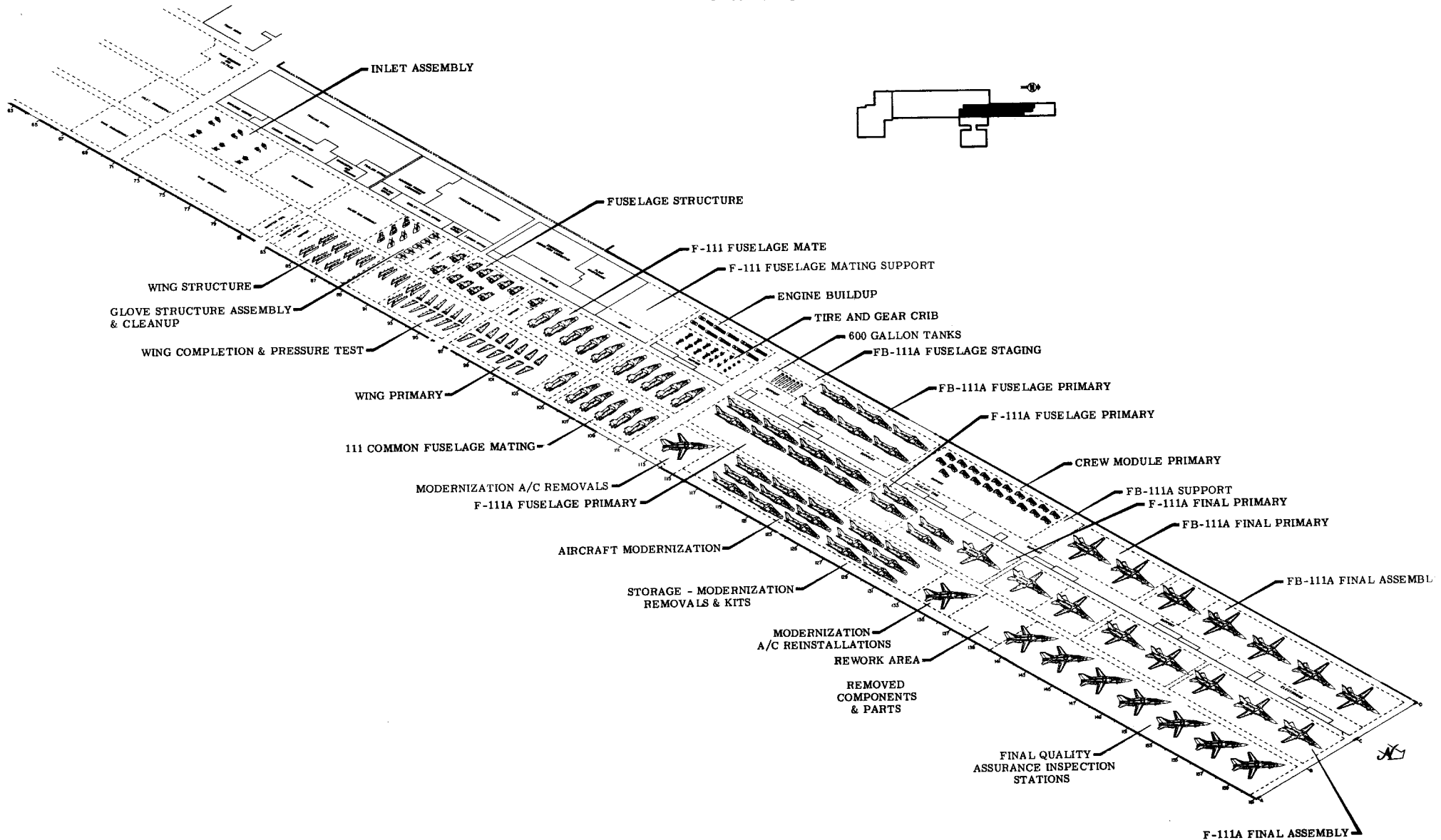


93



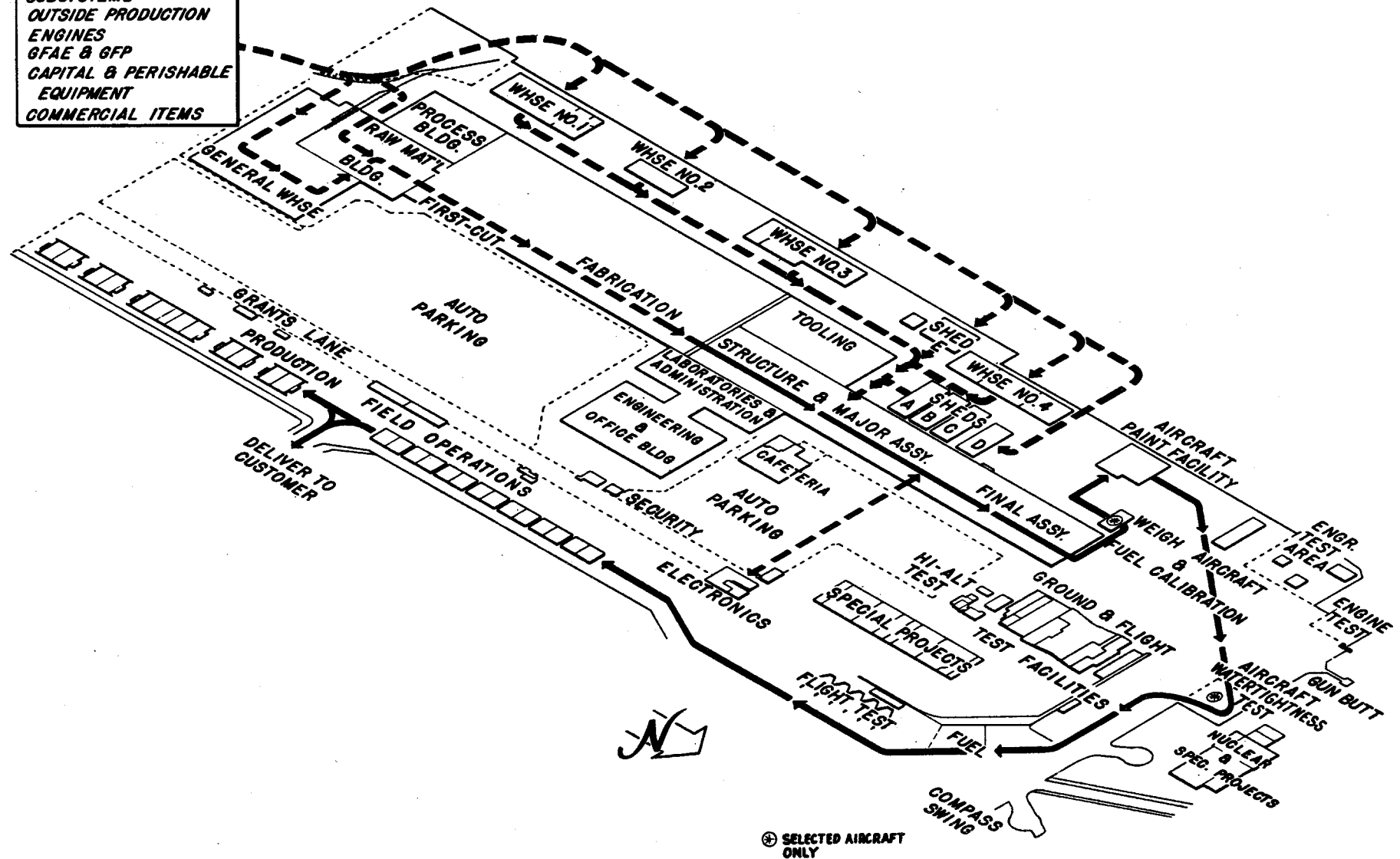
III PRODUCTION & A/C MODERNIZATION ASSEMBLY BUILDING

MARCH 1970



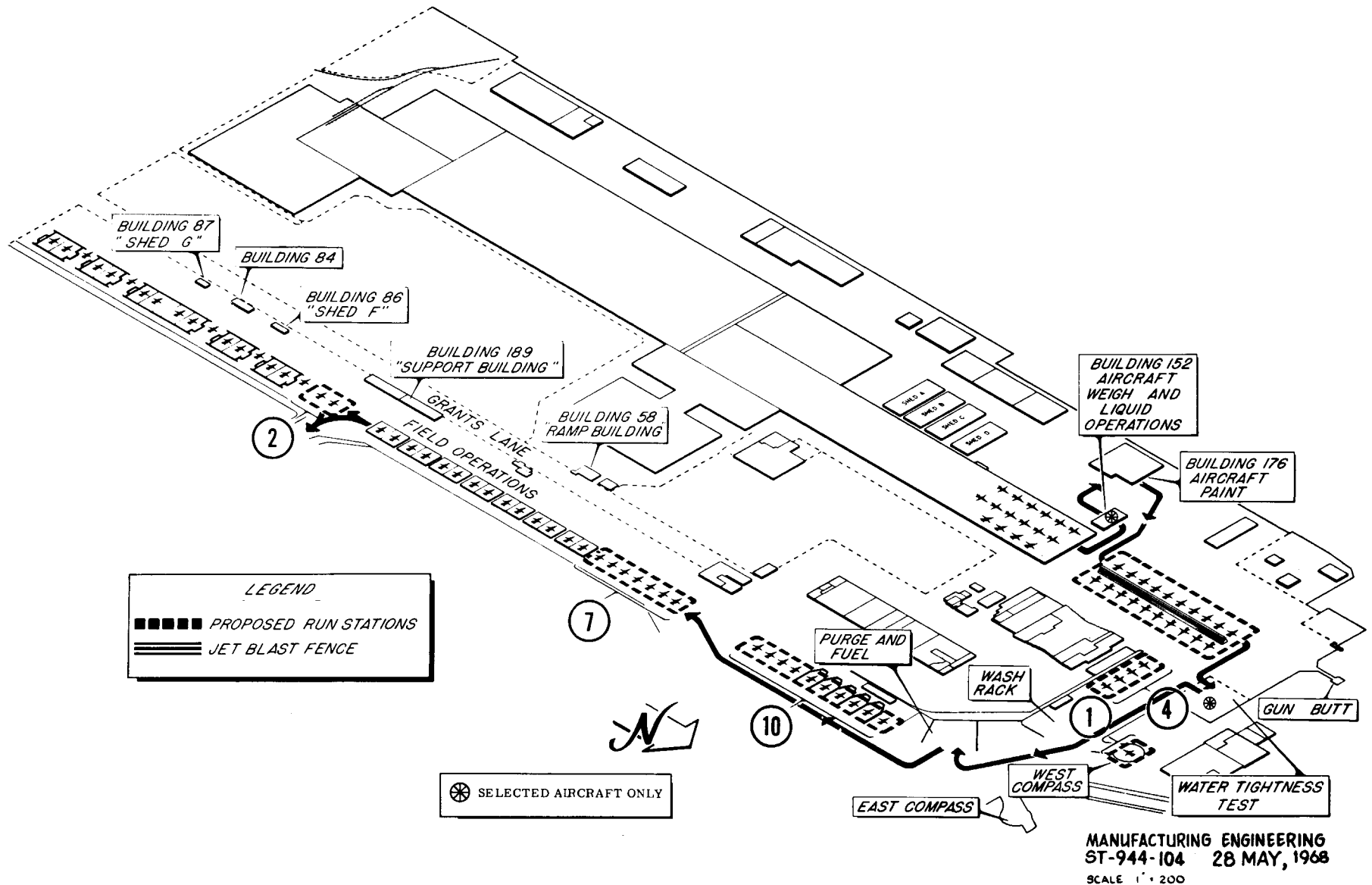
MATERIAL HANDLING FLOW DIAGRAM GENERAL DYNAMICS/FORT WORTH DIVISION

RAW MATERIAL
PURCHASED PARTS
SUBSYSTEMS
OUTSIDE PRODUCTION
ENGINES
GFAE & GFP
CAPITAL & PERISHABLE
EQUIPMENT
COMMERCIAL ITEMS

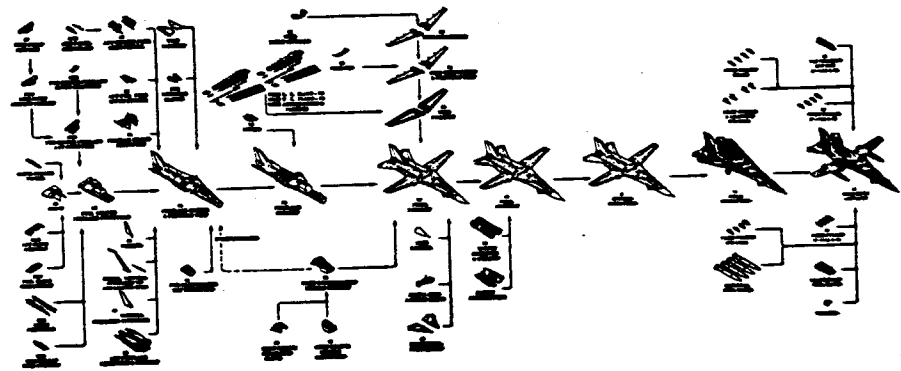


FIELD OPERATIONS & FLOW SUMMARY

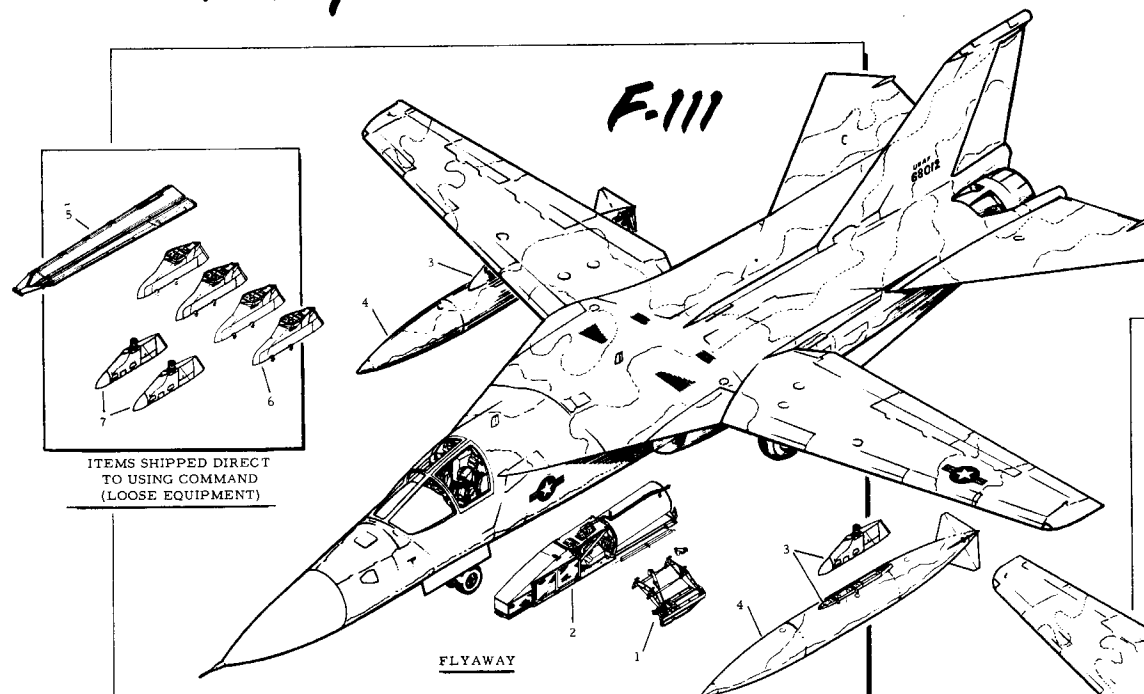
1 JANUARY 1970-1971 MAXIMUM DELIVERY RATE 1 PER DAY



AIRPLANE ASSEMBLY



F-111/FB-111 DELIVERY CONFIGURATIONS



ITEMS SHIPPED DIRECT
TO USING COMMAND
(LOOSE EQUIPMENT)

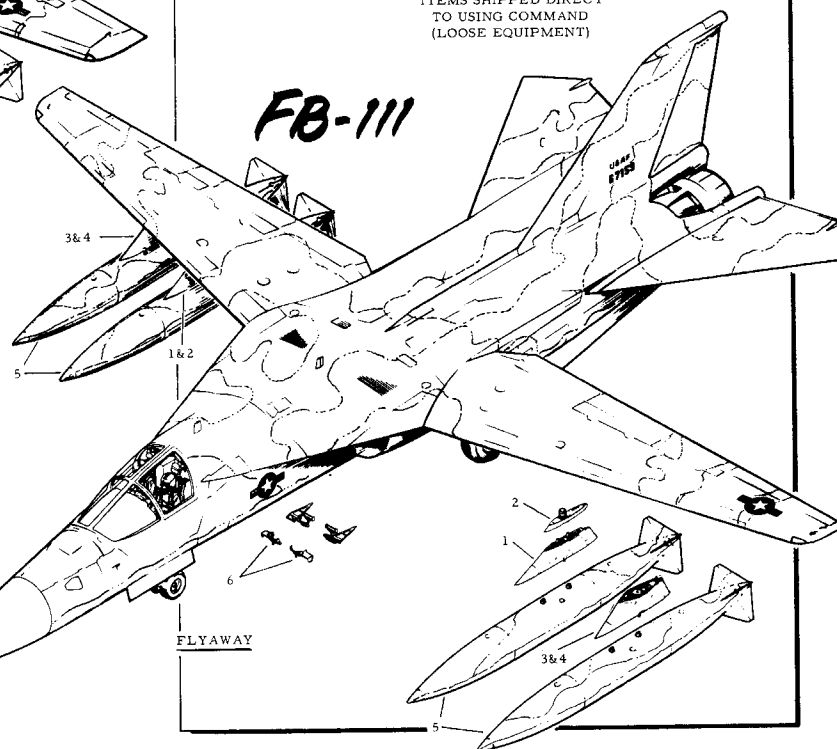
ITEMS SHIPPED DIRECT
TO USING COMMAND
(LOOSE EQUIPMENT)

FLYAWAY	SHIPPED DIRECT TO USING COMMAND (LOOSE EQUIPMENT)
1. One trapeze	5. R/H Weapons bay doors
2. Weapons bay gun	6. Four fixed armament pylons
3. Two pivot pylons and adapters	7. Two pivoting armament pylons
4. Two 600-gallon external fuel tanks	

ST-750-90A

FLYAWAY	SHIPPED DIRECT TO USING COMMAND (LOOSE EQUIPMENT)
1. Two pivoting, fuel pylons	7. One L/H, one R/H weapons bay fuel tanks
2. Two pylon-to-wing adapters	8. Four fixed, armament pylons
3. Two fixed, fuel pylons	9. Four SRAM pylons
4. Two pylon-to-wing adapters	10. Four MAU-12B/A Bomb Ejector Racks
5. Four 600-gallon external fuel tanks at outboard pivot, inboard fixed stations	
6. Two sets weapons bay chocks for MK-43 type weapons	

FB-149A



MANUFACTURING ENGINEERING
ST-750-91A 14 July 1969

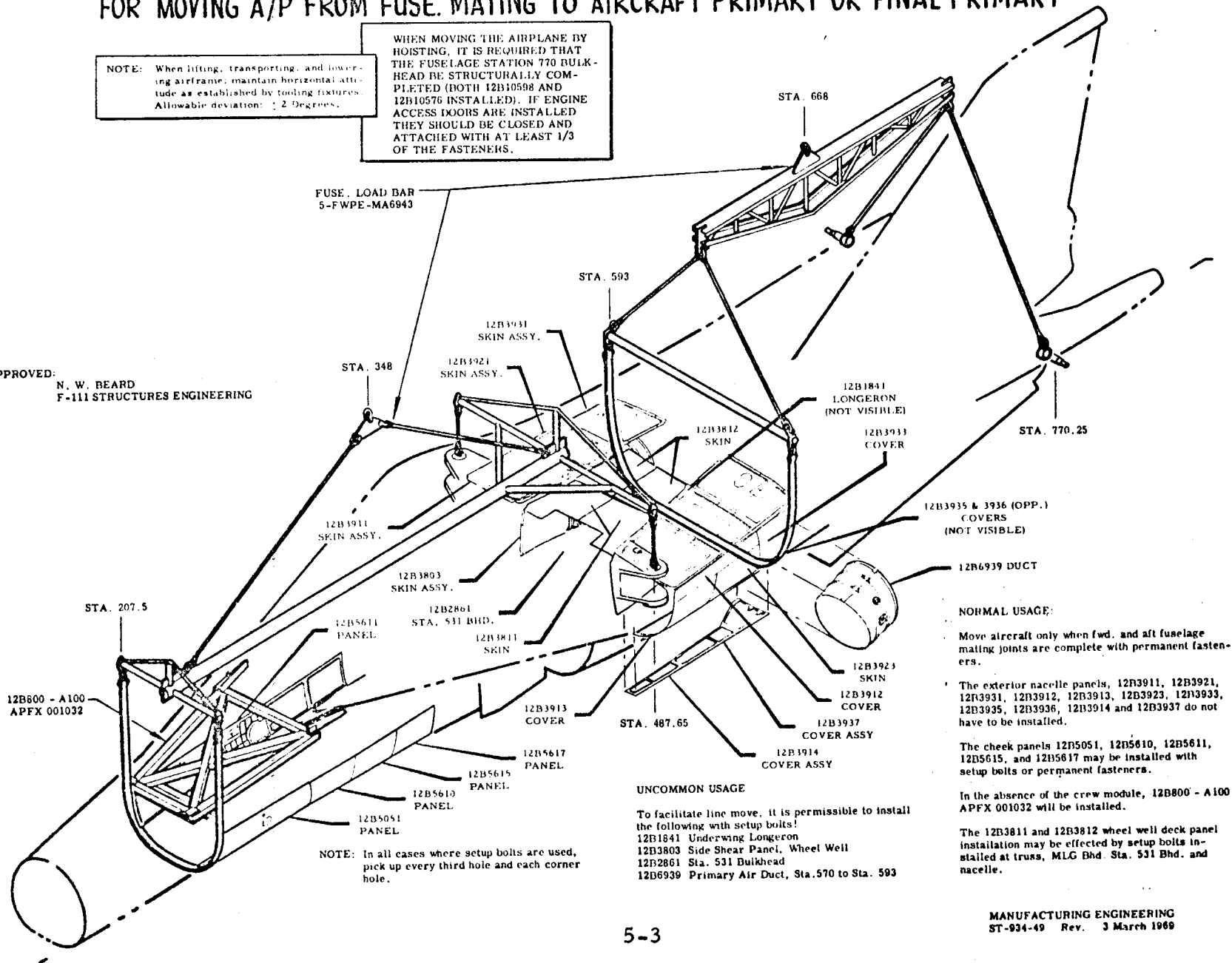
F-111A LOAD BAR & HANDLING EQUIPMENT

FOR MOVING A/P FROM FUSE. MATING TO AIRCRAFT PRIMARY OR FINAL PRIMARY

NOTE: When lifting, transporting, and lowering airframe, maintain horizontal attitude as established by tooling fixtures. Allowable deviation: ± 2 Degrees.

WHEN MOVING THE AIRPLANE BY HOISTING, IT IS REQUIRED THAT THE FUSELAGE STATION 770 BULKHEAD BE STRUCTURALLY COMPLETED (BOTH 12B10598 AND 12B10576 INSTALLED). IF ENGINE ACCESS DOORS ARE INSTALLED THEY SHOULD BE CLOSED AND ATTACHED WITH AT LEAST 1/3 OF THE FASTENERS.

APPROVED:
N. W. BEARD
F-111 STRUCTURES ENGINEERING



NORMAL USAGE:

Move aircraft only when fwd. and aft fuselage mating joints are complete with permanent fasteners.

The exterior nacelle panels, 12B3911, 12B3921, 12B3931, 12B3912, 12B3913, 12B3923, 12B3933, 12B3935, 12B3936, 12B3914 and 12B3937 do not have to be installed.

The cheek panels 12B5051, 12B5610, 12B5611, 12B5615, and 12B5617 may be installed with setup bolts or permanent fasteners.

In the absence of the crew module, 12B800 - A100 APFX 001032 will be installed.

The 12B3811 and 12B3812 wheel well deck panel installation may be effected by setup bolts installed at truss, MLG Bhd. Sta. 531 Bhd. and nacelle.

UNCOMMON USAGE

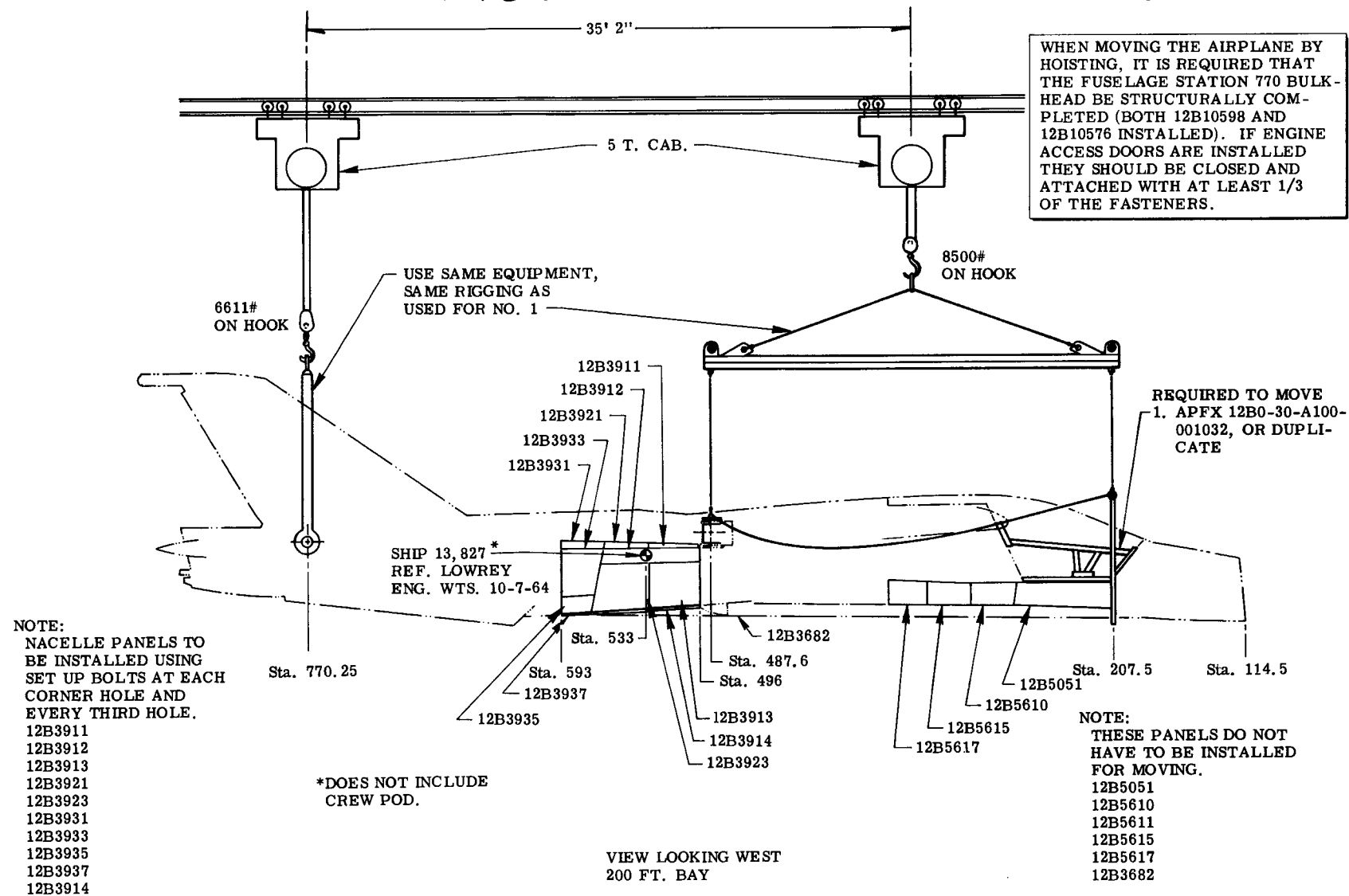
To facilitate line move, it is permissible to install the following with setup bolts!

12B1841 Underwing Longerons
12B3803 Side Shear Panel, Wheel Well
12B2861 Sta. 531 Bulkhead
12B6939 Primary Air Duct, Sta. 570 to Sta. 593

MOVE F-111 A/P FROM COL. 107 B TO COL. 133 C

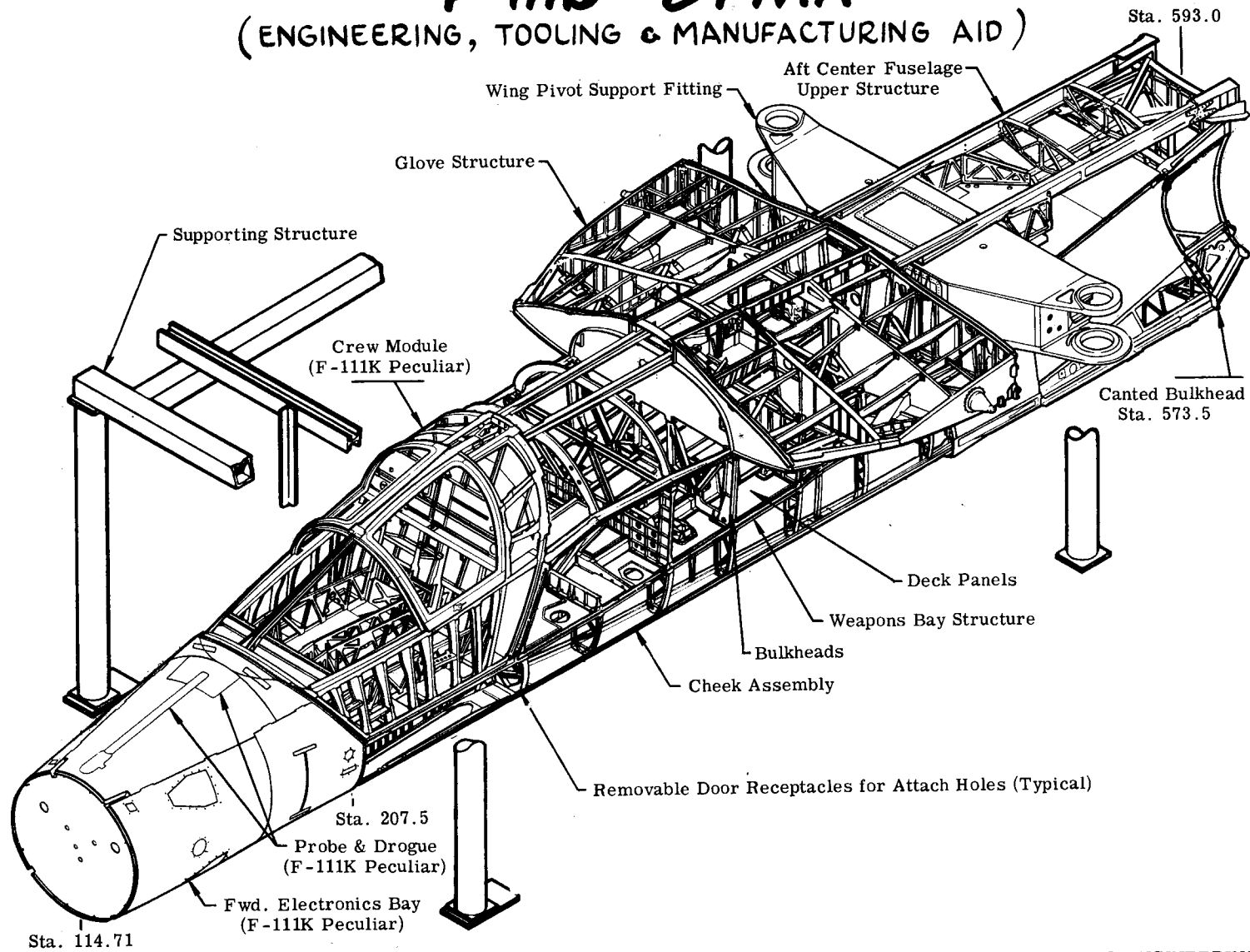
Page 2 of 2

WHEN MOVING THE AIRPLANE BY HOISTING, IT IS REQUIRED THAT THE FUSELAGE STATION 770 BULK-HEAD BE STRUCTURALLY COMPLETED (BOTH 12B10598 AND 12B10576 INSTALLED). IF ENGINE ACCESS DOORS ARE INSTALLED THEY SHOULD BE CLOSED AND ATTACHED WITH AT LEAST 1/3 OF THE FASTENERS.



F-111D ETMA

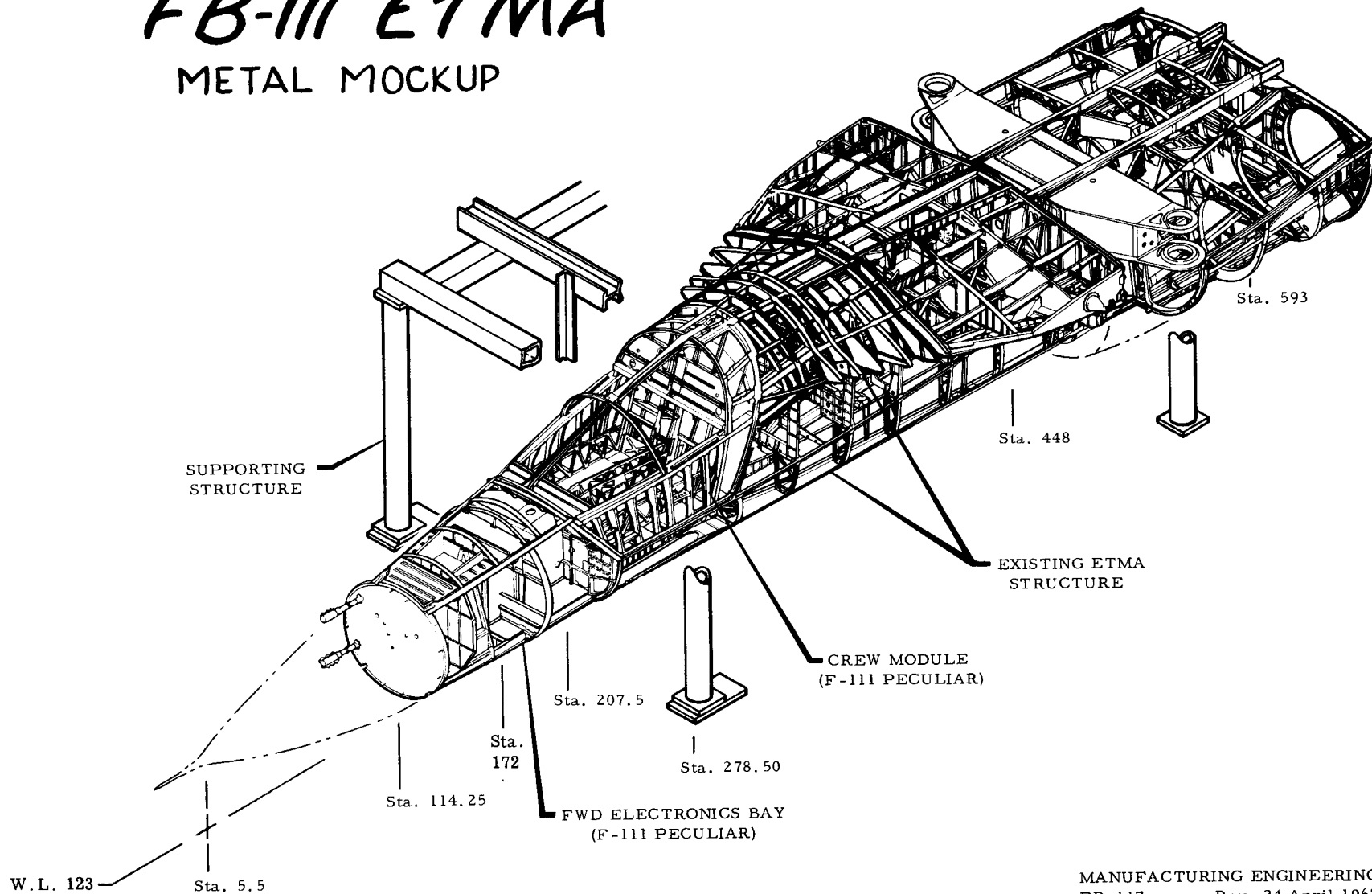
(ENGINEERING, TOOLING & MANUFACTURING AID)



MANUFACTURING ENGINEERING
ST-1164A Rev. 11 November 1968

FB-111 ETMA

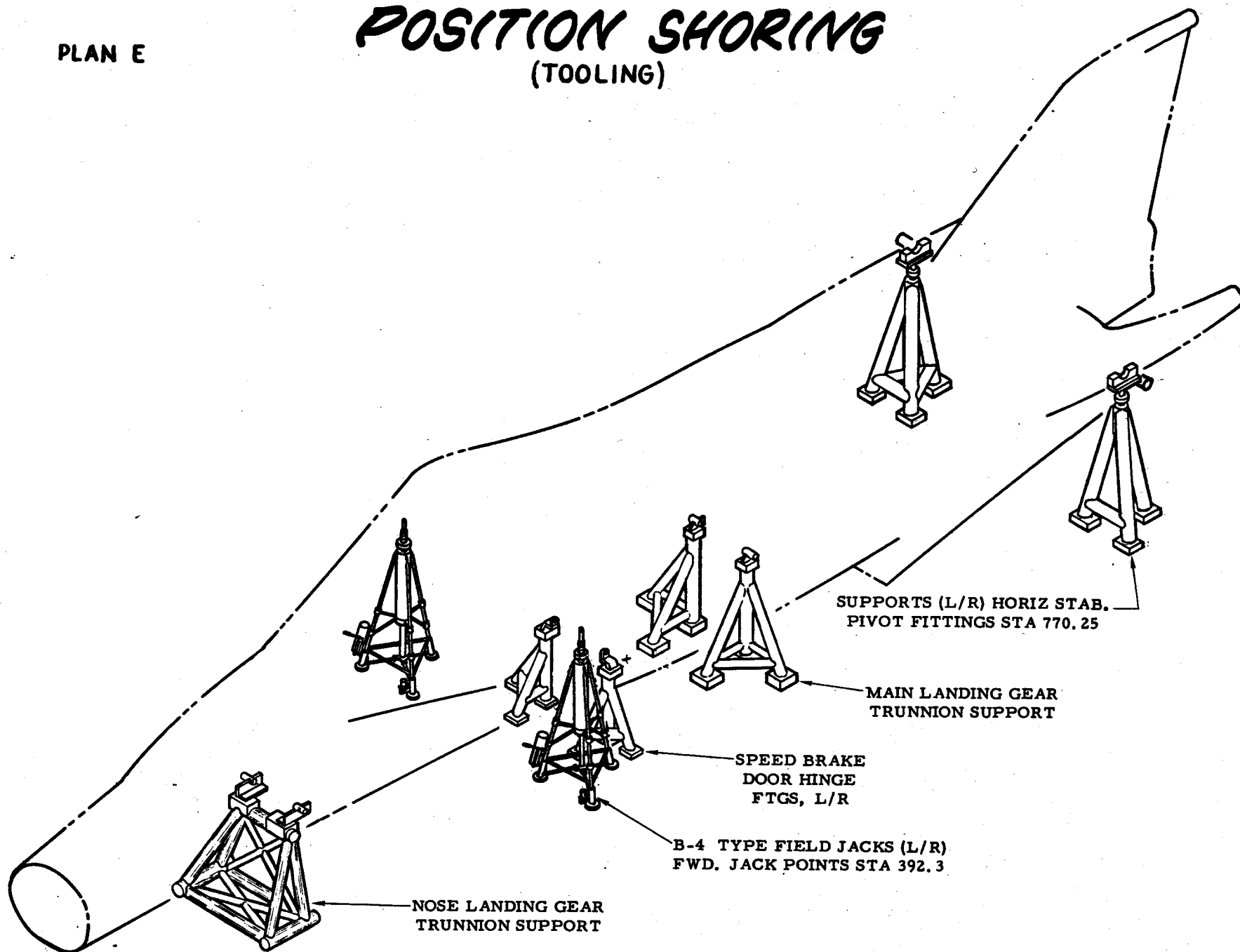
METAL MOCKUP



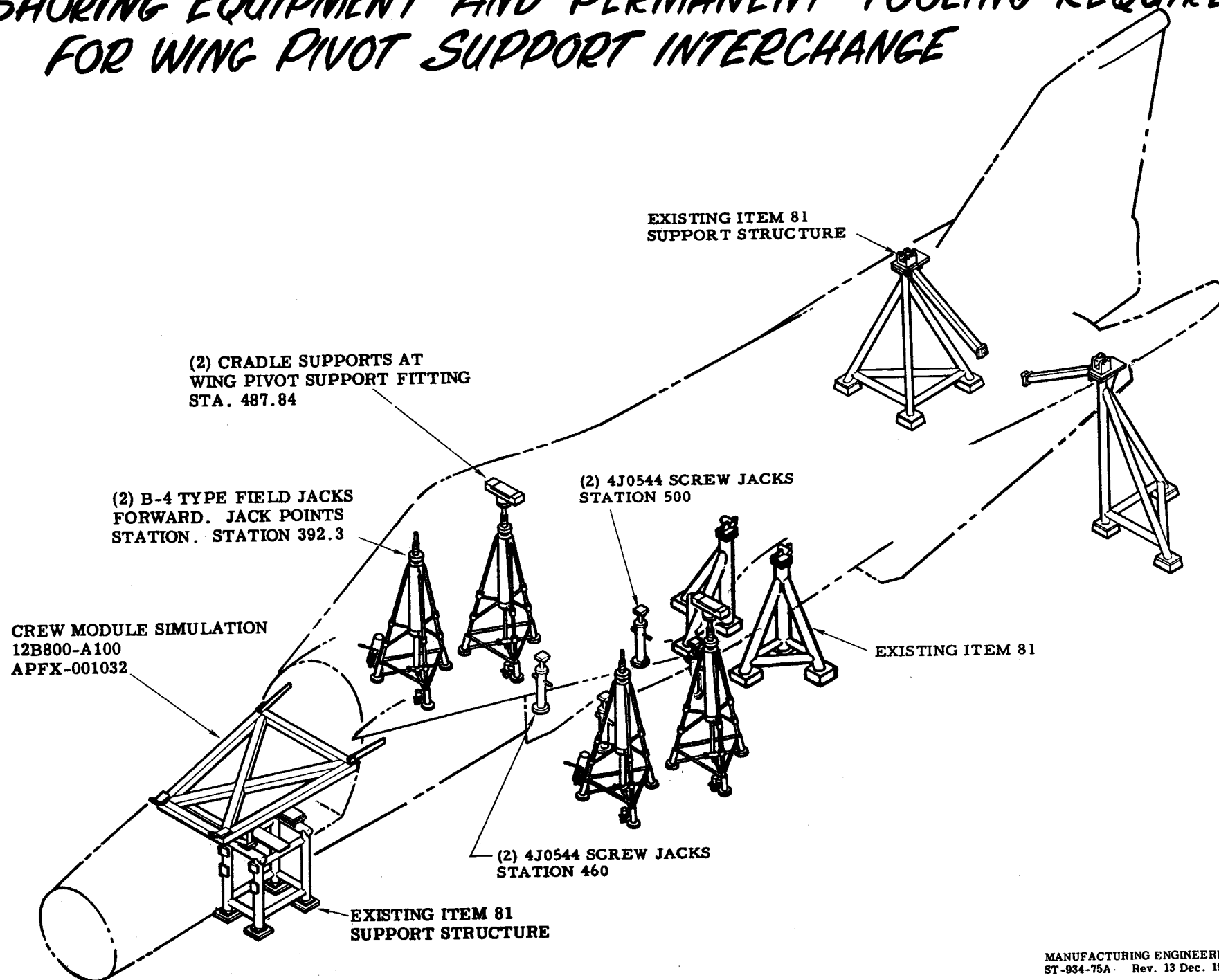
MANUFACTURING ENGINEERING
FB-117 Rev. 24 April 1967

PLAN E

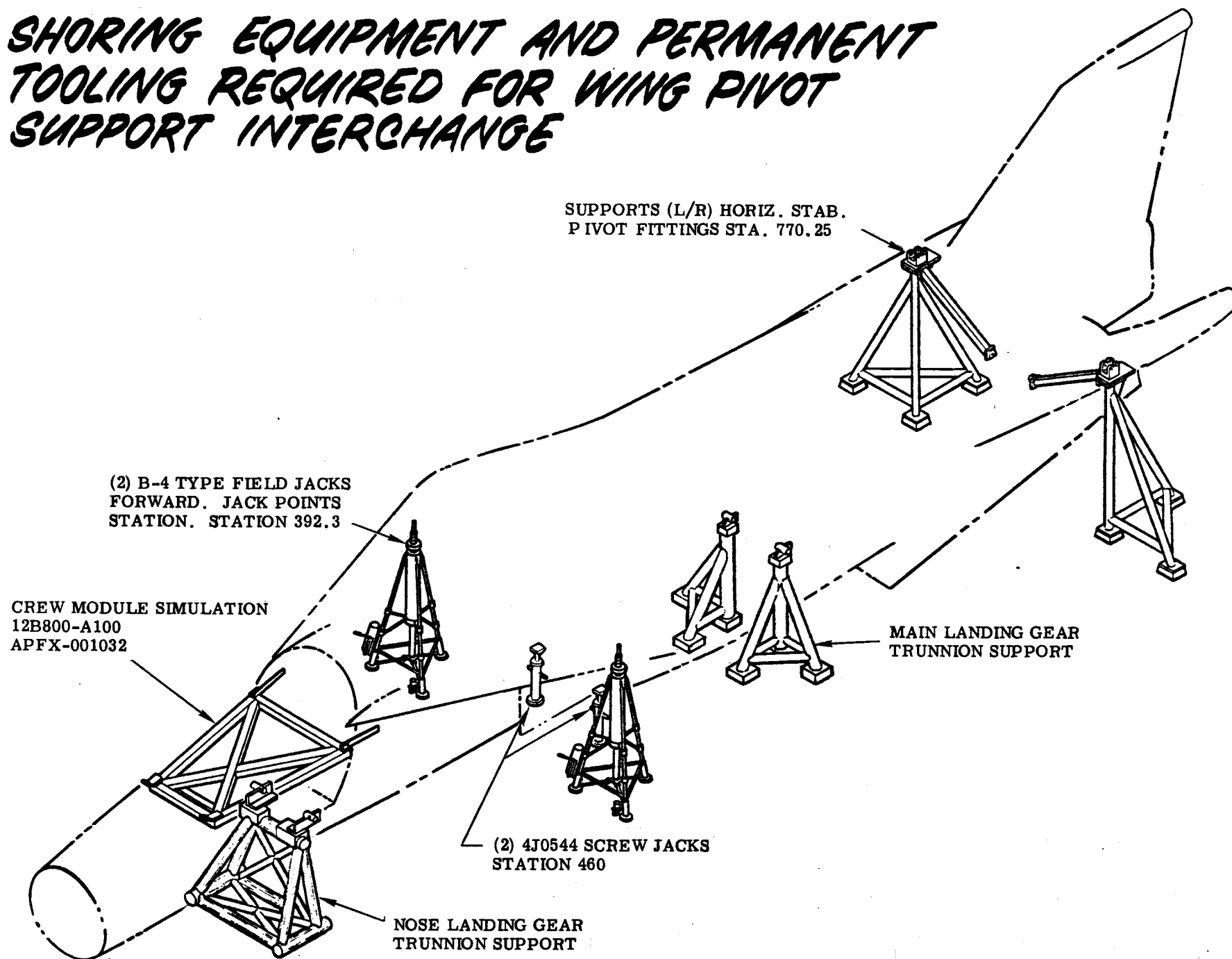
POSITION SHORING (TOOLING)



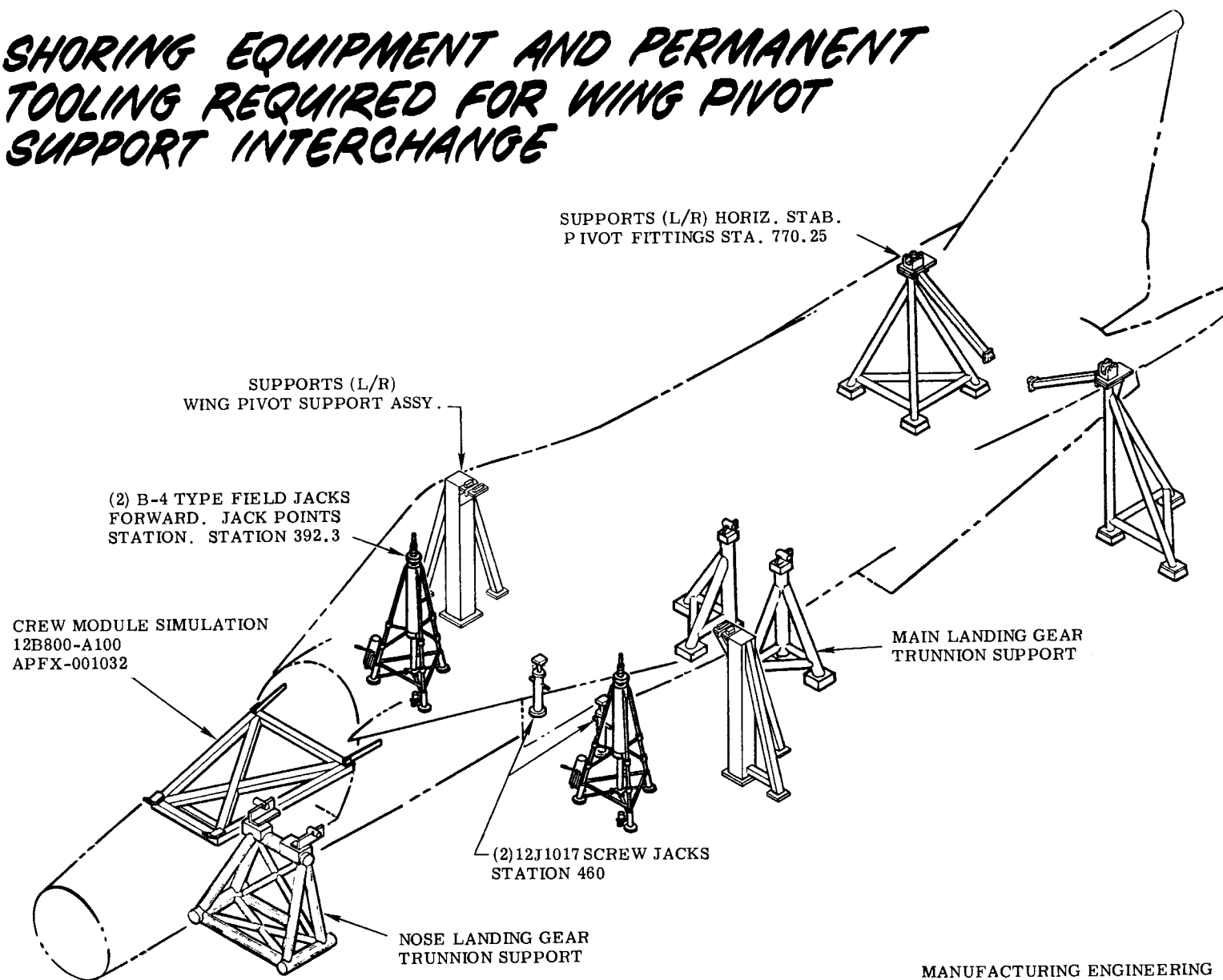
SHORING EQUIPMENT AND PERMANENT TOOLING REQUIRED FOR WING PIVOT SUPPORT INTERCHANGE



SHORING EQUIPMENT AND PERMANENT TOOLING REQUIRED FOR WING PIVOT SUPPORT INTERCHANGE

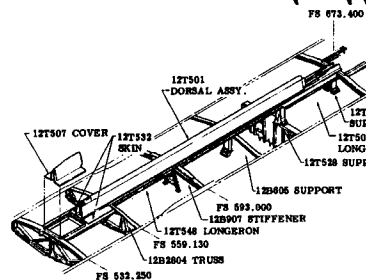


SHORING EQUIPMENT AND PERMANENT TOOLING REQUIRED FOR WING PIVOT SUPPORT INTERCHANGE

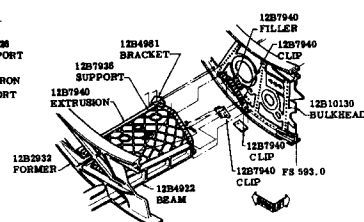


MANUFACTURING ENGINEERING
ST-934-79 15 January 1969

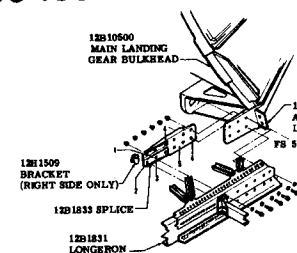
F-111 MATING DETAIL (ITEM 81)
TAC 31 THRU 159



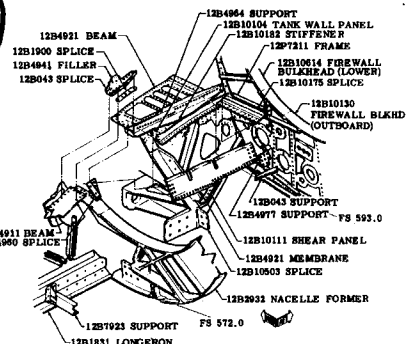
① OVERWING DORSAL INSTL. SPLICE
STA. 545 - 560



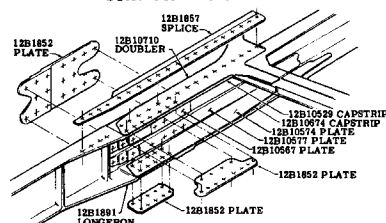
② HYDRAULIC GROUND DISCONNECT
SUPPORT INSTL. R.H. ONLY
STA. 562 - 593



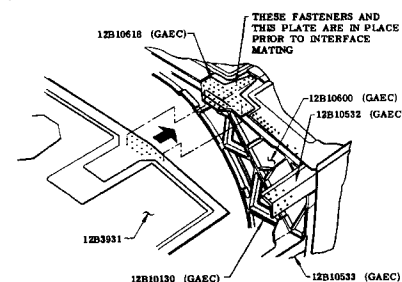
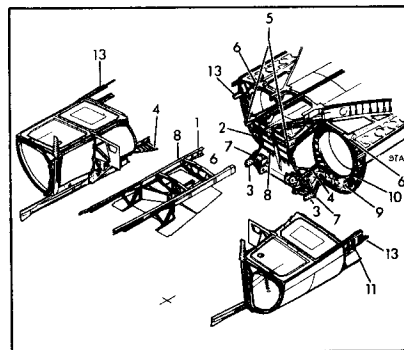
③ UNDERWING M.L.G. BULKHEAD
LOWER SPLICE STA. 570



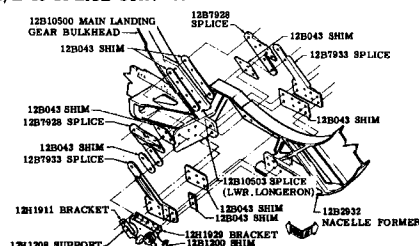
④ LOWER BOUNDARY AIR BEAM INSTL.
TO GAEC SECTION STA. 572 - 593



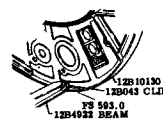
(5) B/L 18 SPLICE STA. 581



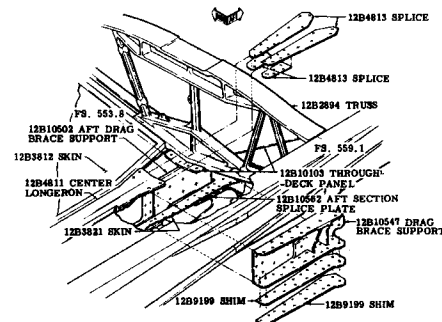
⑥ AFT UNDERWING PANEL
INSTL. TO BULKHEAD - STA. 593



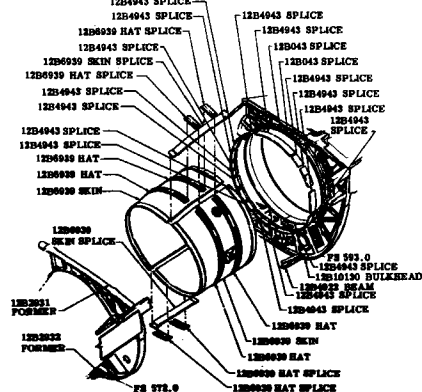
⑦ LOWER CANTED FORMER SPLICE
TO M.L.G. BULKHEAD STA. 572



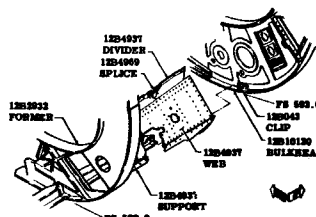
⑨ LOWER NACELLE BEAM
TIE TO STA. 593 BULKHEAD



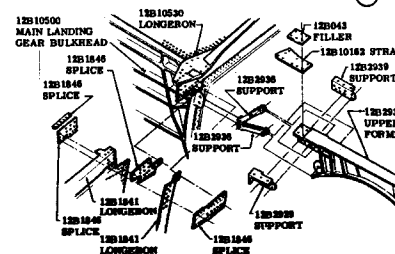
⑧ CENTER SPLICE UNDERWING
STA. 550 - 562



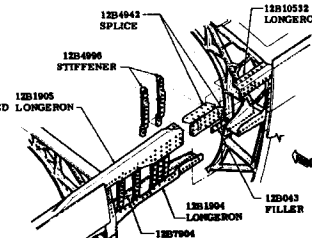
⑩ PRIMARY INLET DUCT ASSY.
TO GAEC BULKHEAD STA. 593



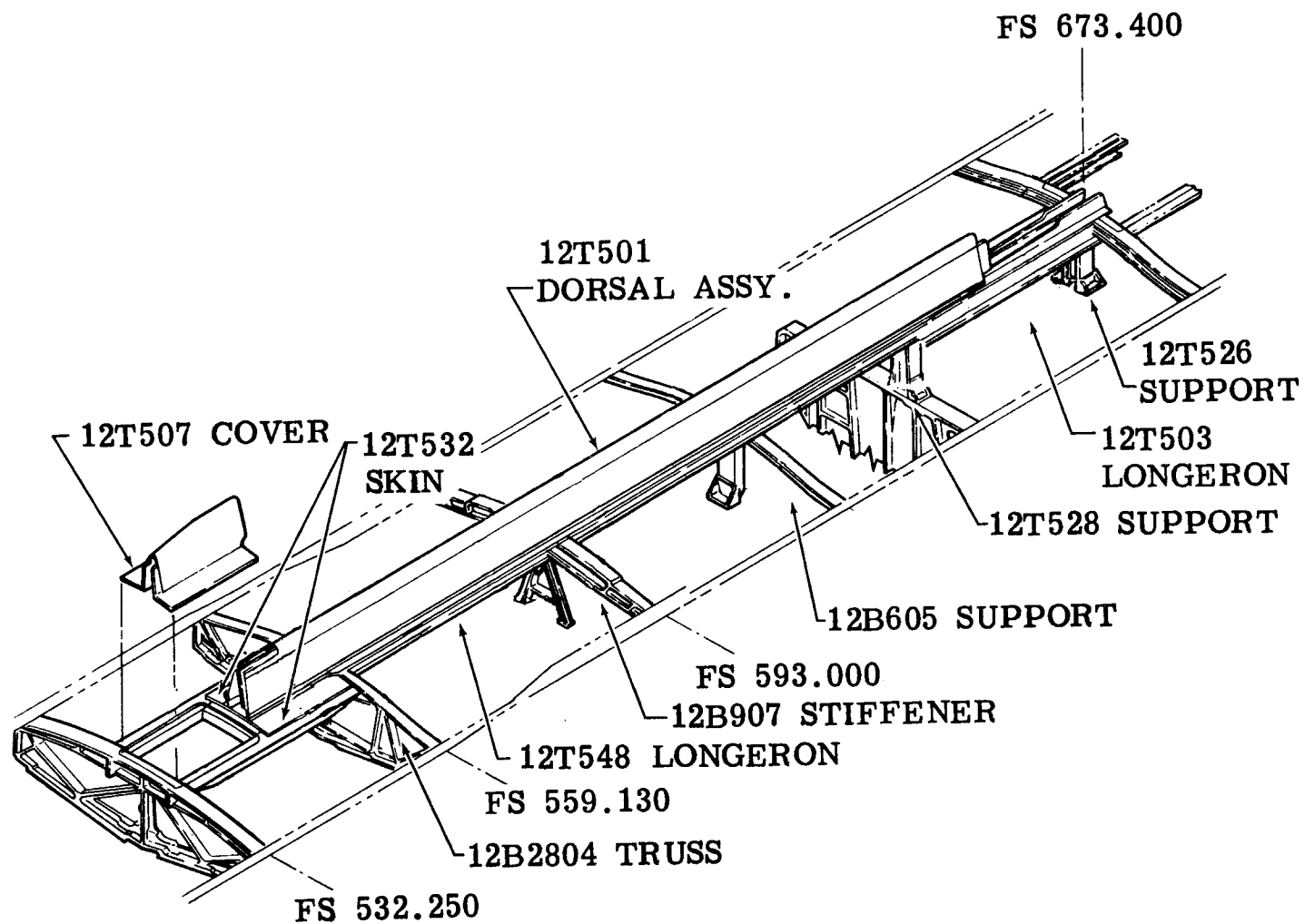
⑪ LOWER AIRFLOW BEAM OUTBD.
STA. 562 - 593



⑫ UNDERWING M.L.G. UPPER
BULKHEAD SPLICE - STA. 562

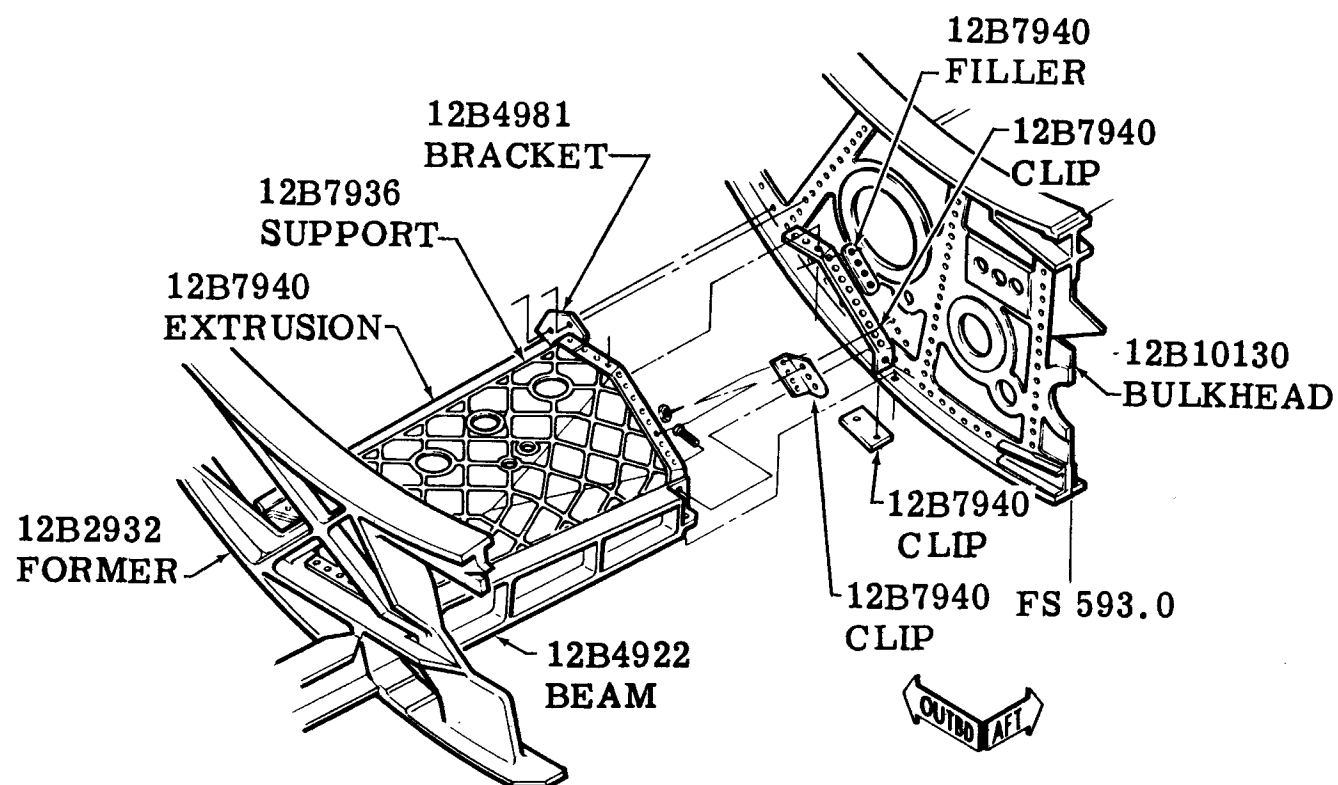


(13) OUTBOARD NACELLE LONGERON
SPICE STA. 585



Figure

F-111 MATING DETAILS (ITEM 81) OVERWING DORSAL INSTALLATION SPLICE
STATION 545 TO 560 (TAC 31 thru 159)



F-111 MATING DETAILS (ITEM 81) HYDRAULIC GROUND DISCONNECT SUPPORT
INSTALLATION (RIGHT HAND ONLY) (TAC 160 and On; Bomber 3 and On)

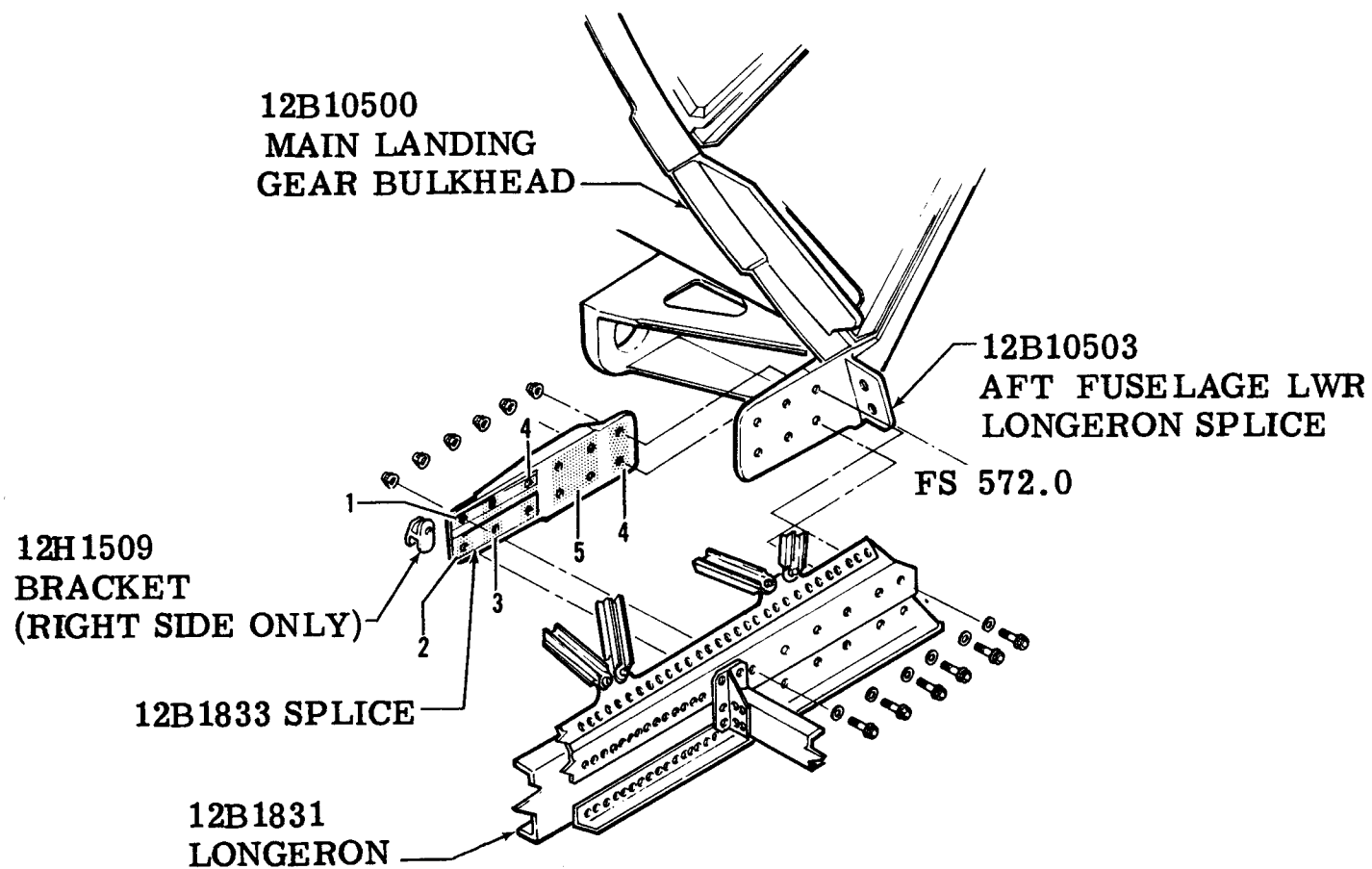
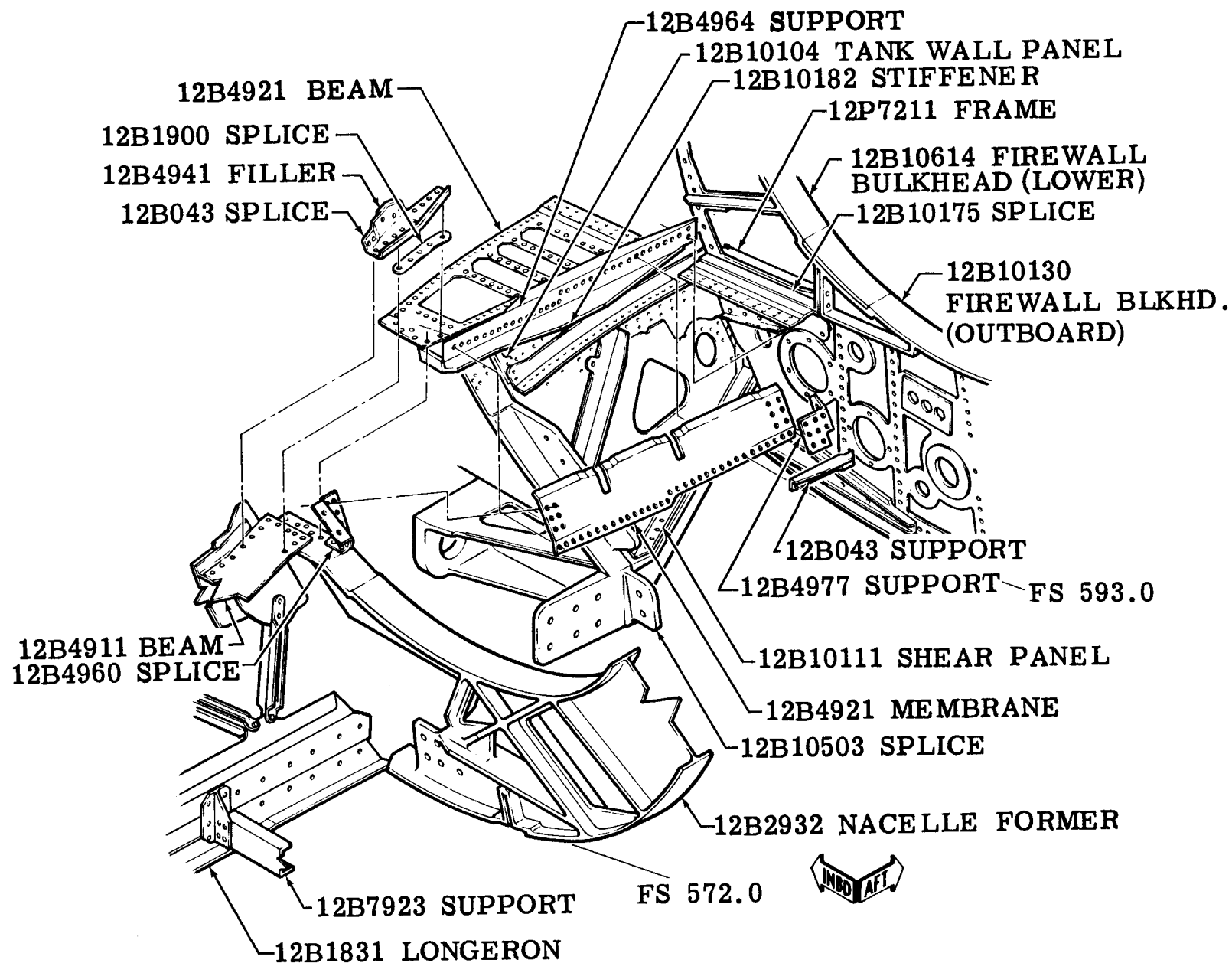


Figure F-111 MATING DETAILS (ITEM 81) UNDERWING MAIN LANDING GEAR BULKHEAD
LOWER SPLICE STATION 570.0 (TAC 31 thru 159)



Figure

F-111 MATING DETAILS (ITEM 81) TAC 31 thru 159)

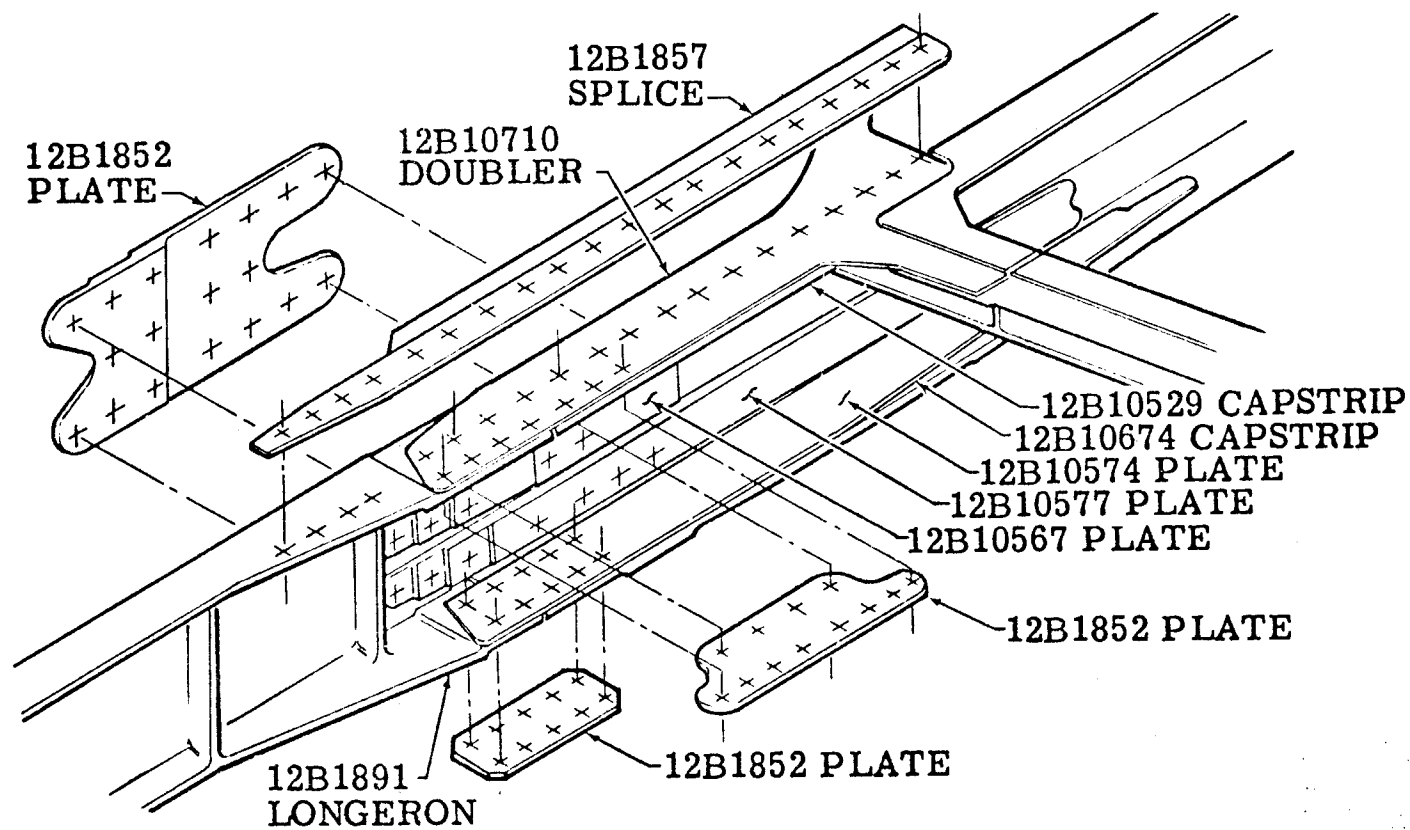


Figure F-111 MATING DETAILS (ITEM 81) B/L 18 SPLICE STATION 581 (TAC 31 thru 159)

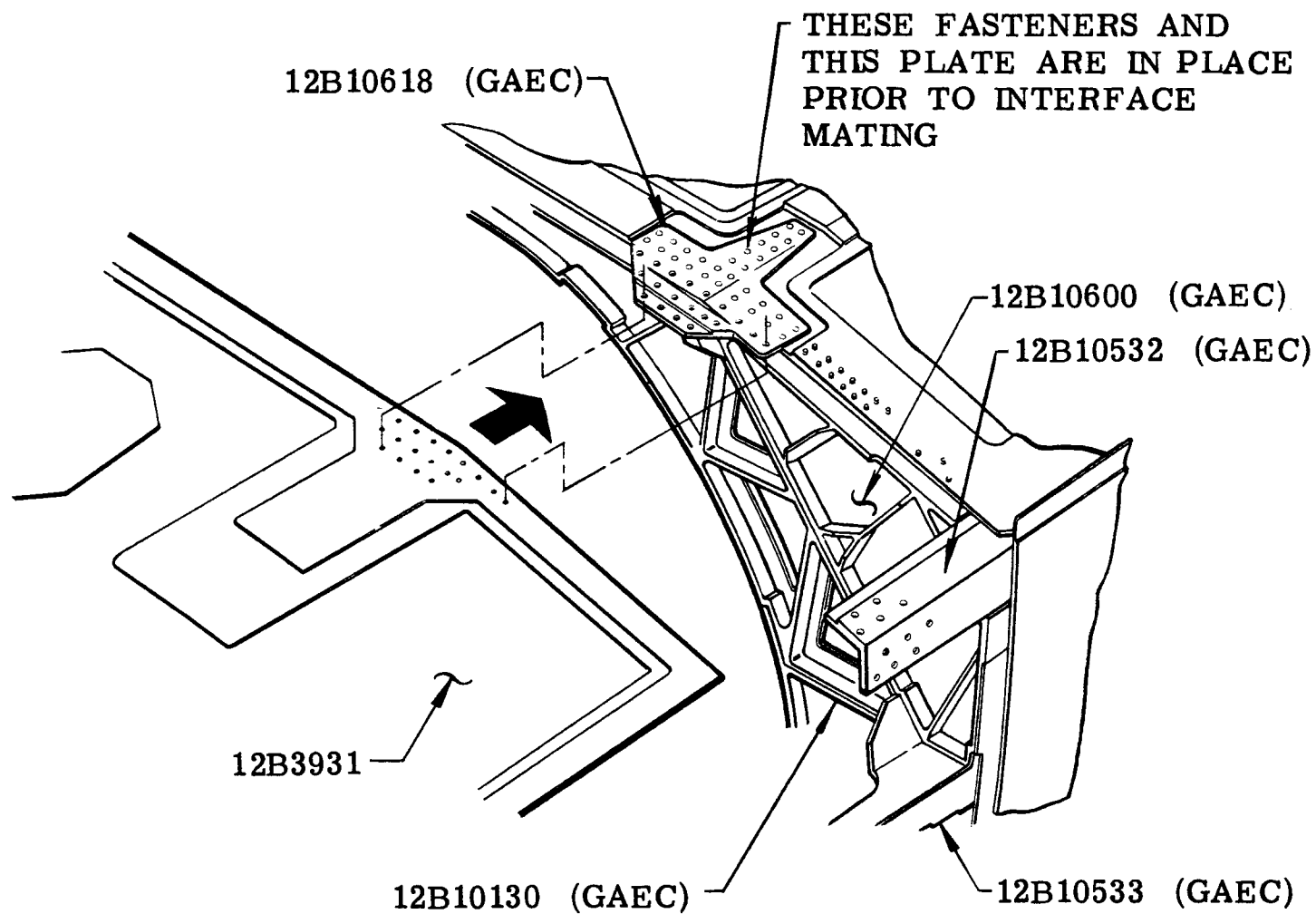


Figure F-111 MATING DETAILS (ITEM 81) AFT UNDERWING PANEL INSTALLATION TO BULKHEAD STATION 593 TAC 31 thru 159)

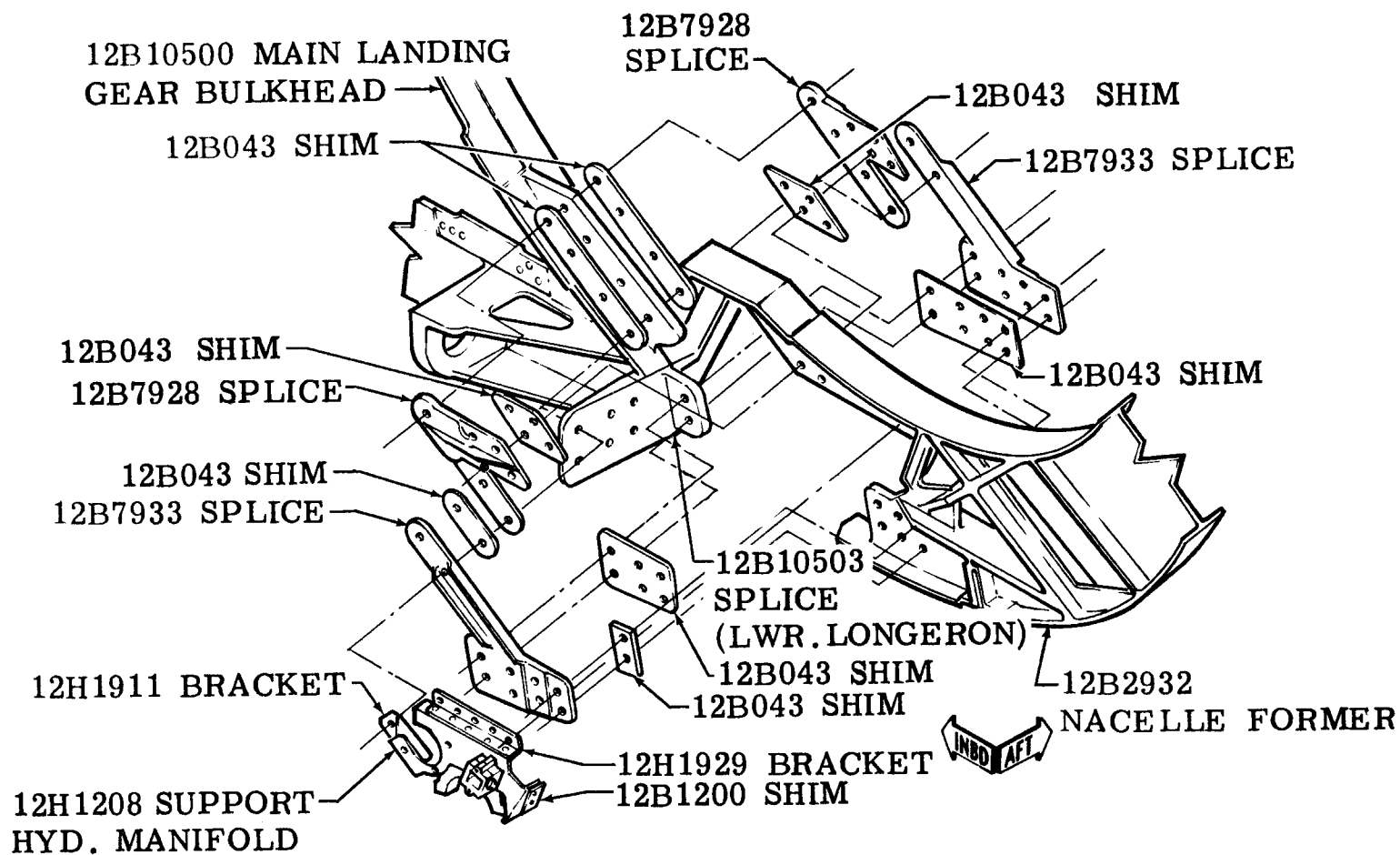
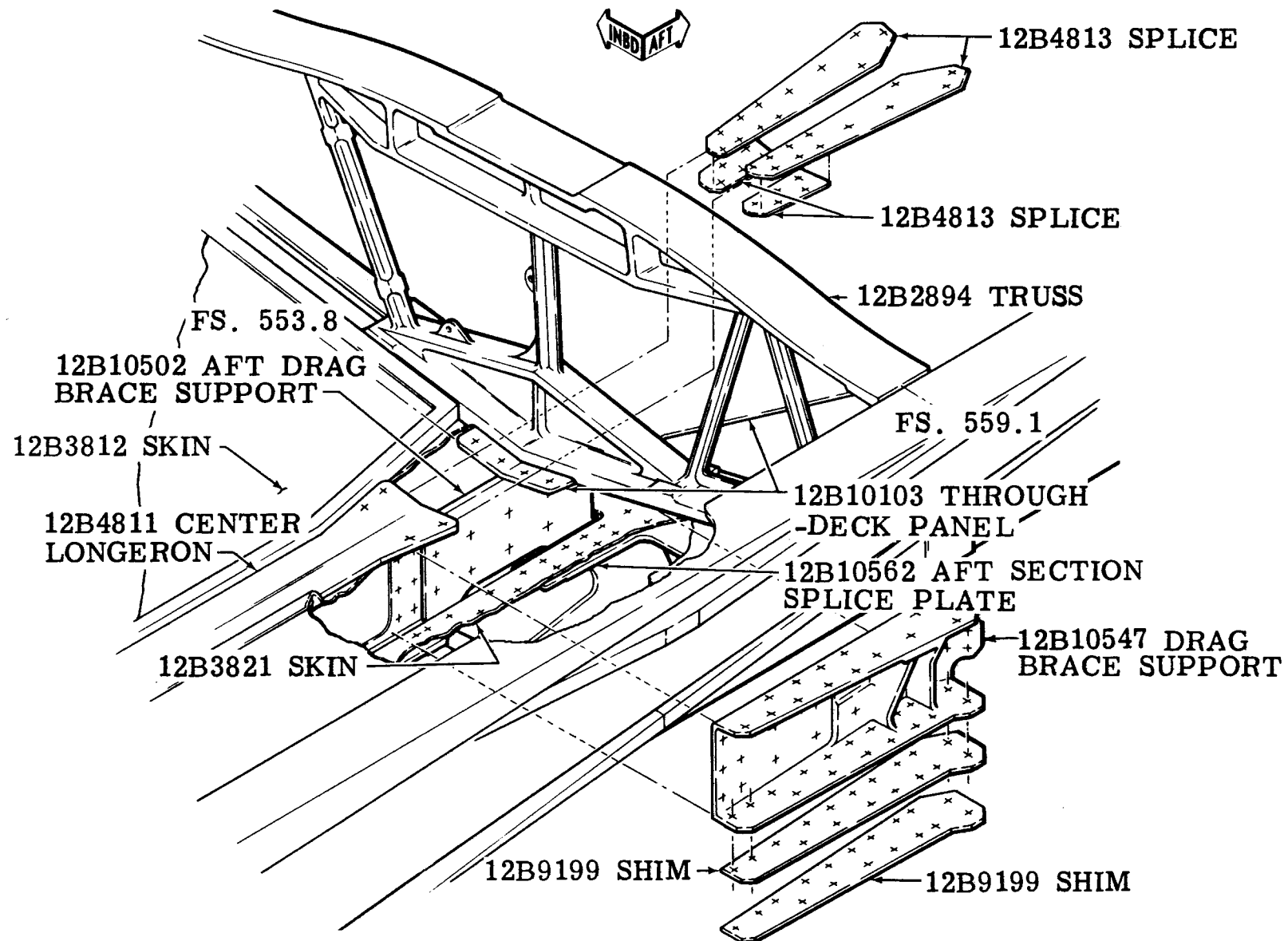
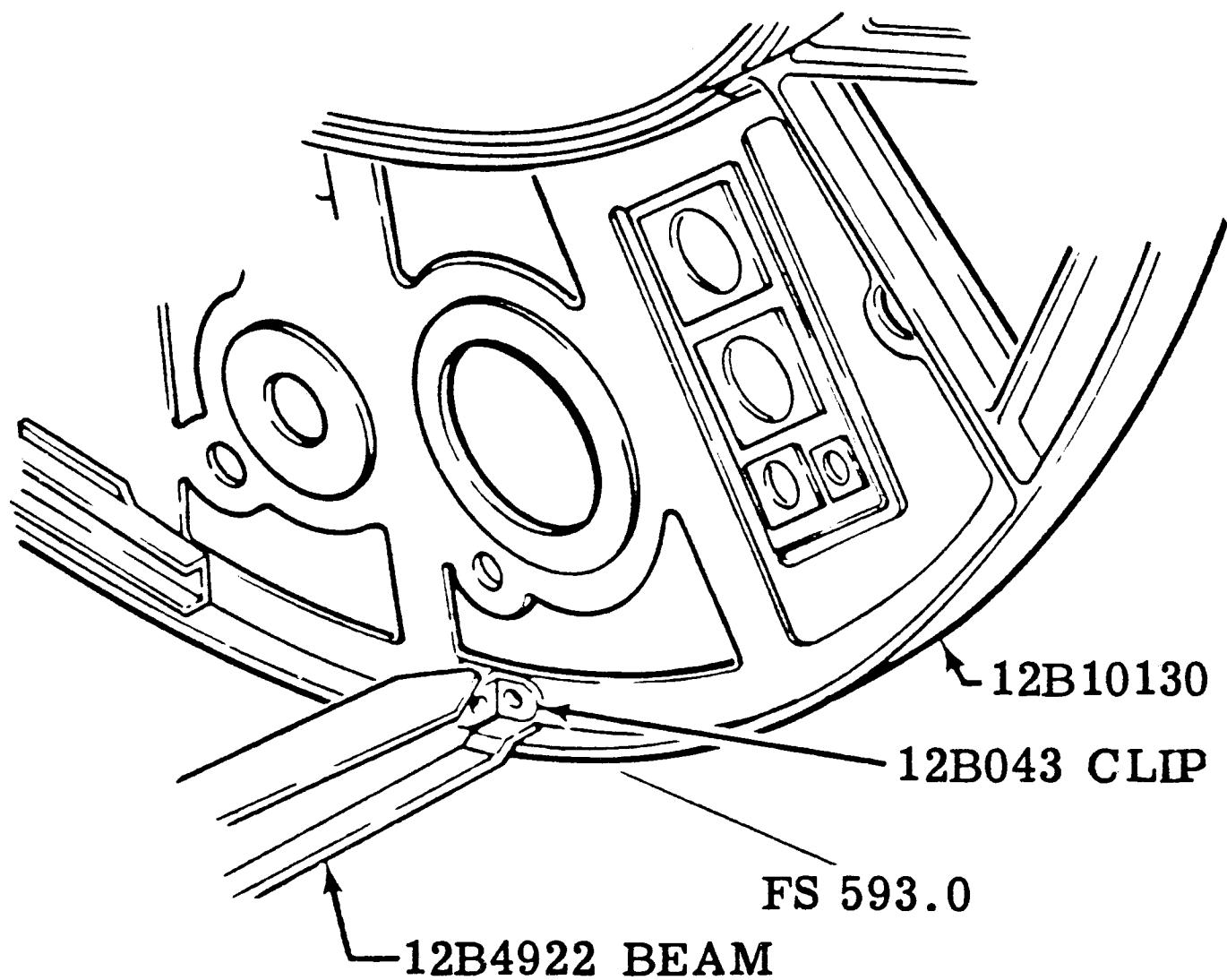


Figure F-111 MATING DETAILS (ITEM 81) LOWER CANTED FORMER SPLICE TO MAIN LANDING GEAR BULKHEAD STATION 572 (TAC 31 thru 159)



F-111 MATING DETAILS (ITEM 81) CENTER SPLICE UNDERWING
STATION 550 TO 562 (TAC 160 and On; Bomber 3 and On)



Figure

F-111 MATING DETAILS (ITEM 81) LOWER NACELLE BEAM TIE TO STATION 593
BULKHEAD (TAC 31 thru 159)

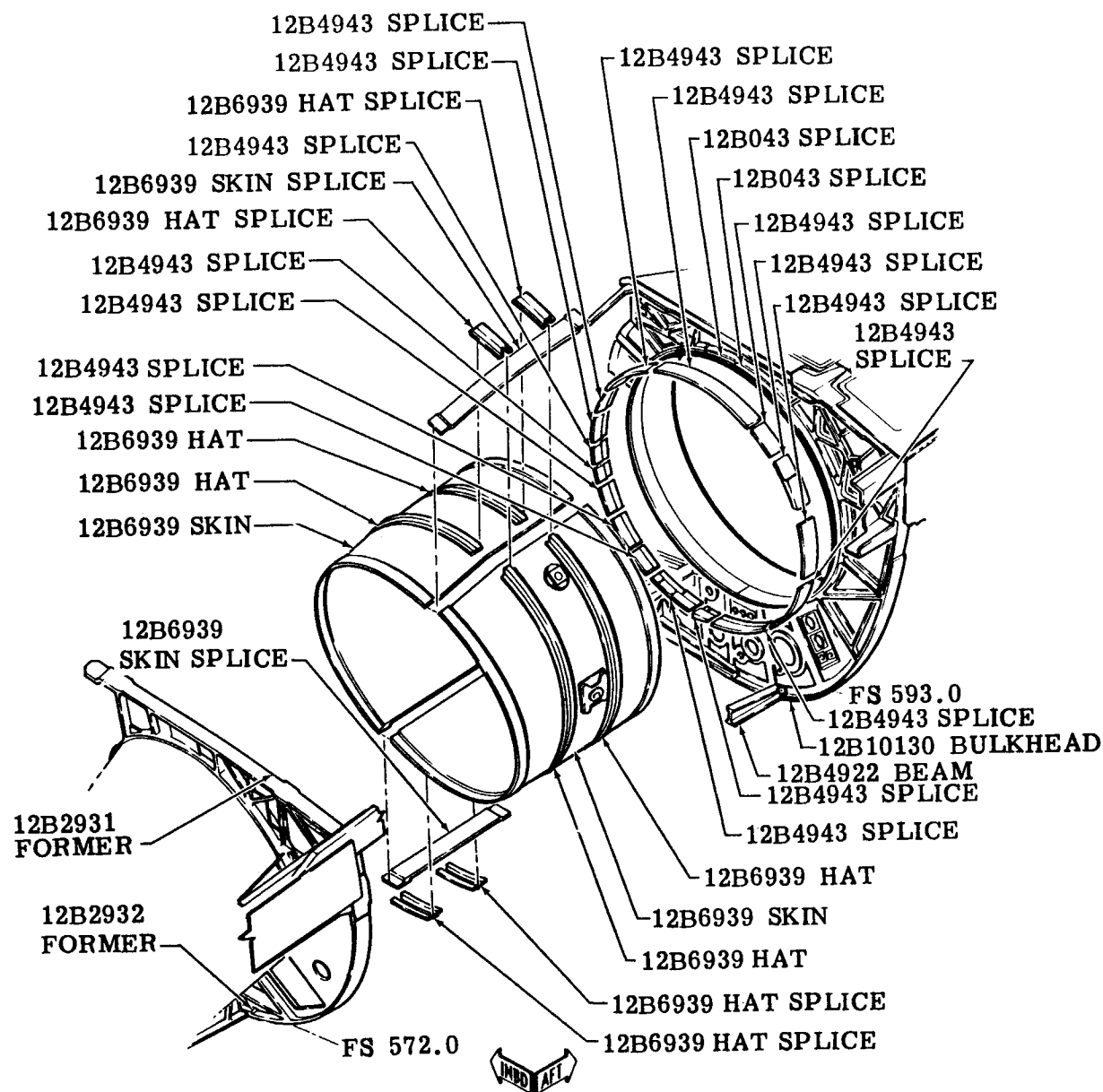
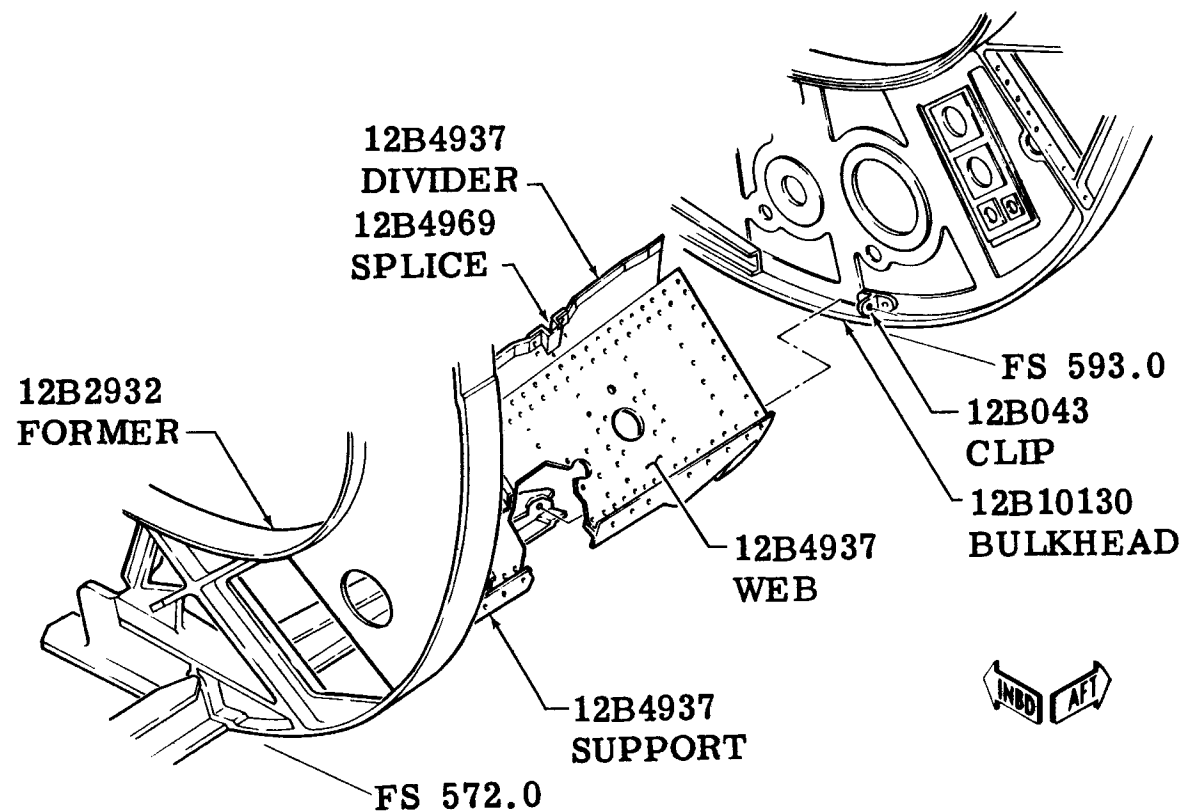
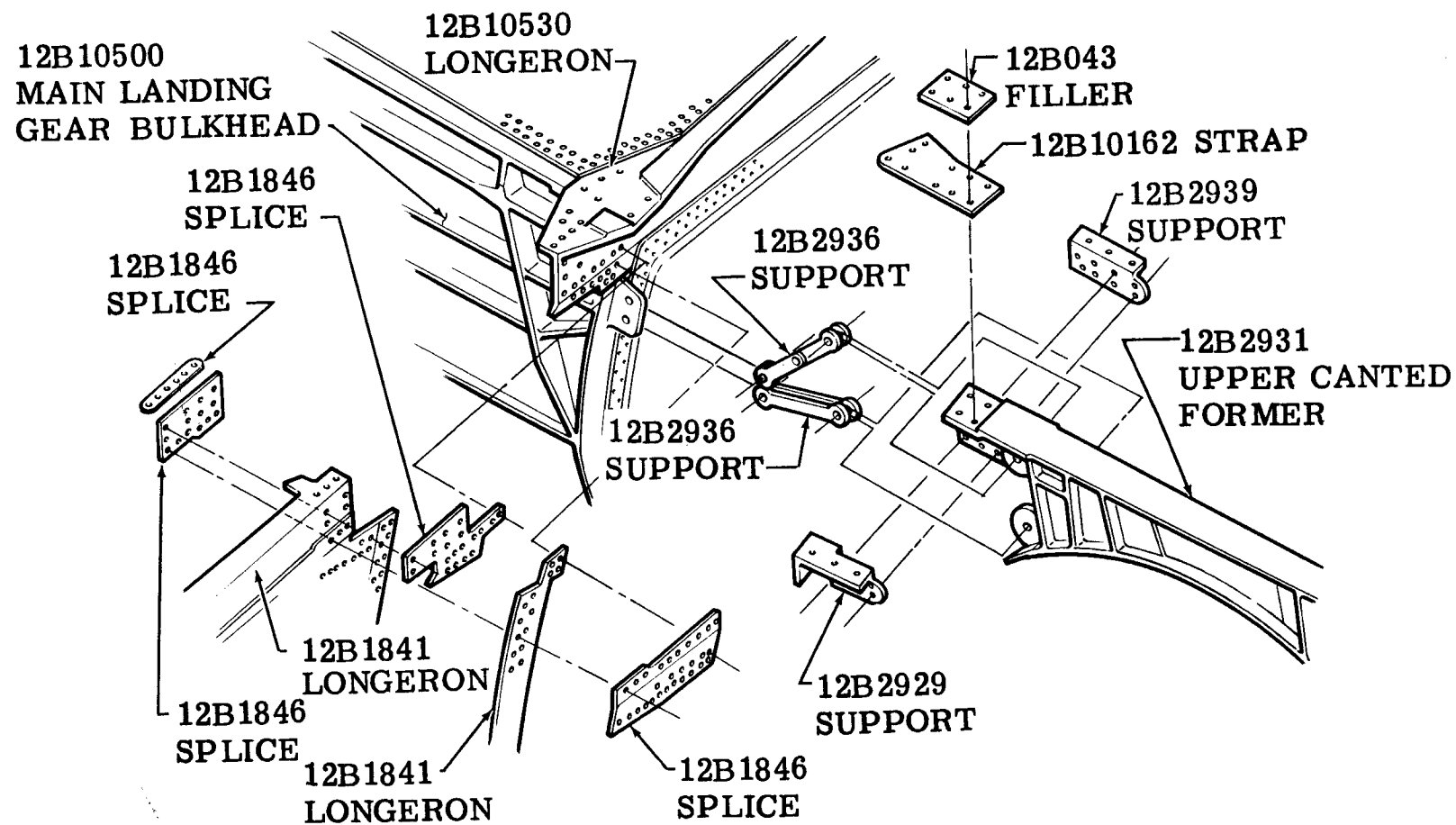


Figure F-111 MATING DETAILS (ITEM 81) PRIMARY INLET DUCT ASSEMBLY TO GAEC BULKHEAD STATION 593.0 (TAC 31 thru 159)

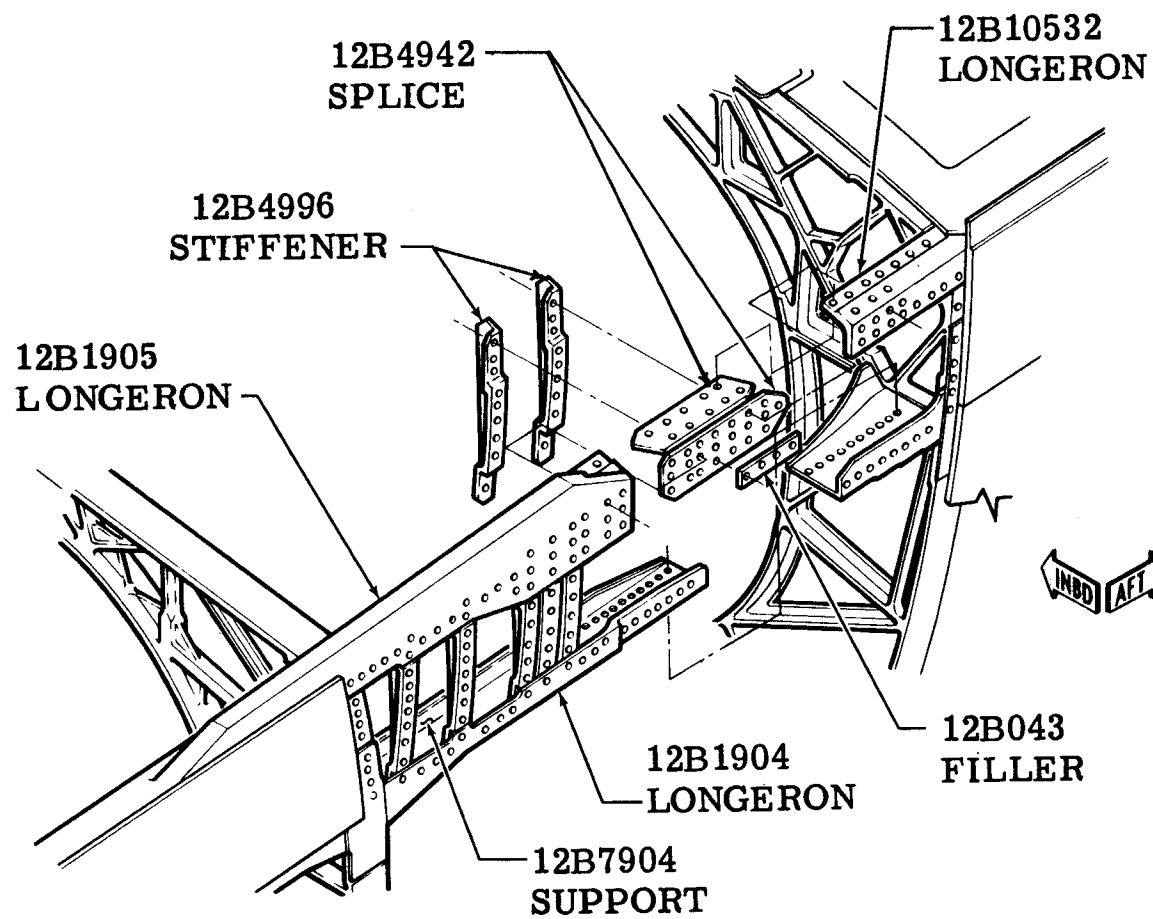


F-111 MATING DETAILS (ITEM 81) LOWER AIRFLOW BEAM-OUTBOARD
STATION 562 TO 593 (TAC 160 and On; Bomber 3 and On)



Figure

F-111 MATING DETAILS (ITEM 81) UNDERWING MAIN LANDING GEAR UPPER
BULKHEAD SPLICE STATION 562.00 (TAC 31 thru 159)

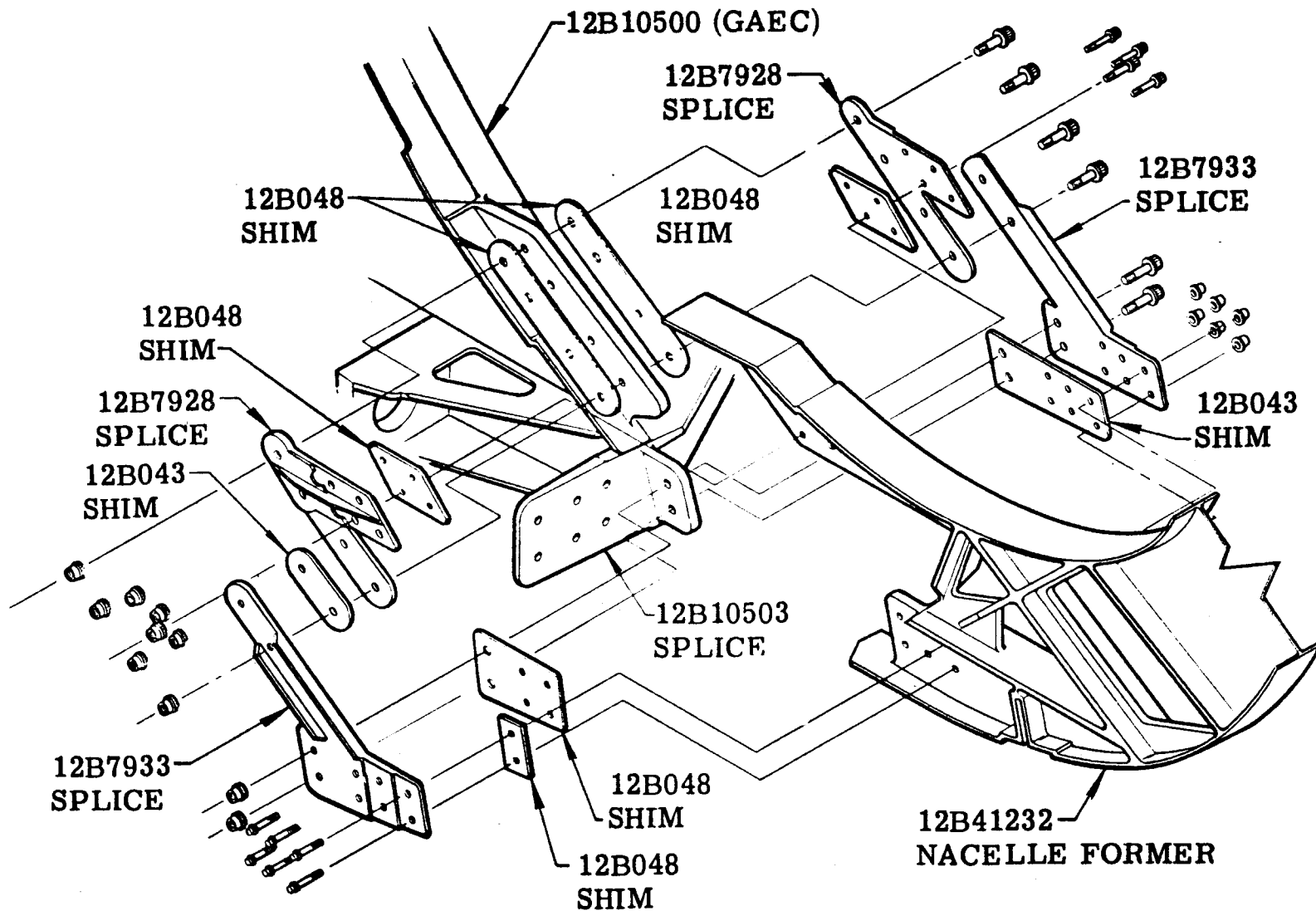


Figure

F-111 MATING DETAILS (ITEM 81) OUTBOARD UPPER NACELLE LONGERON
SUPPORTS STATION 558.0 TO 593.0 (TAC 31 thru 159)

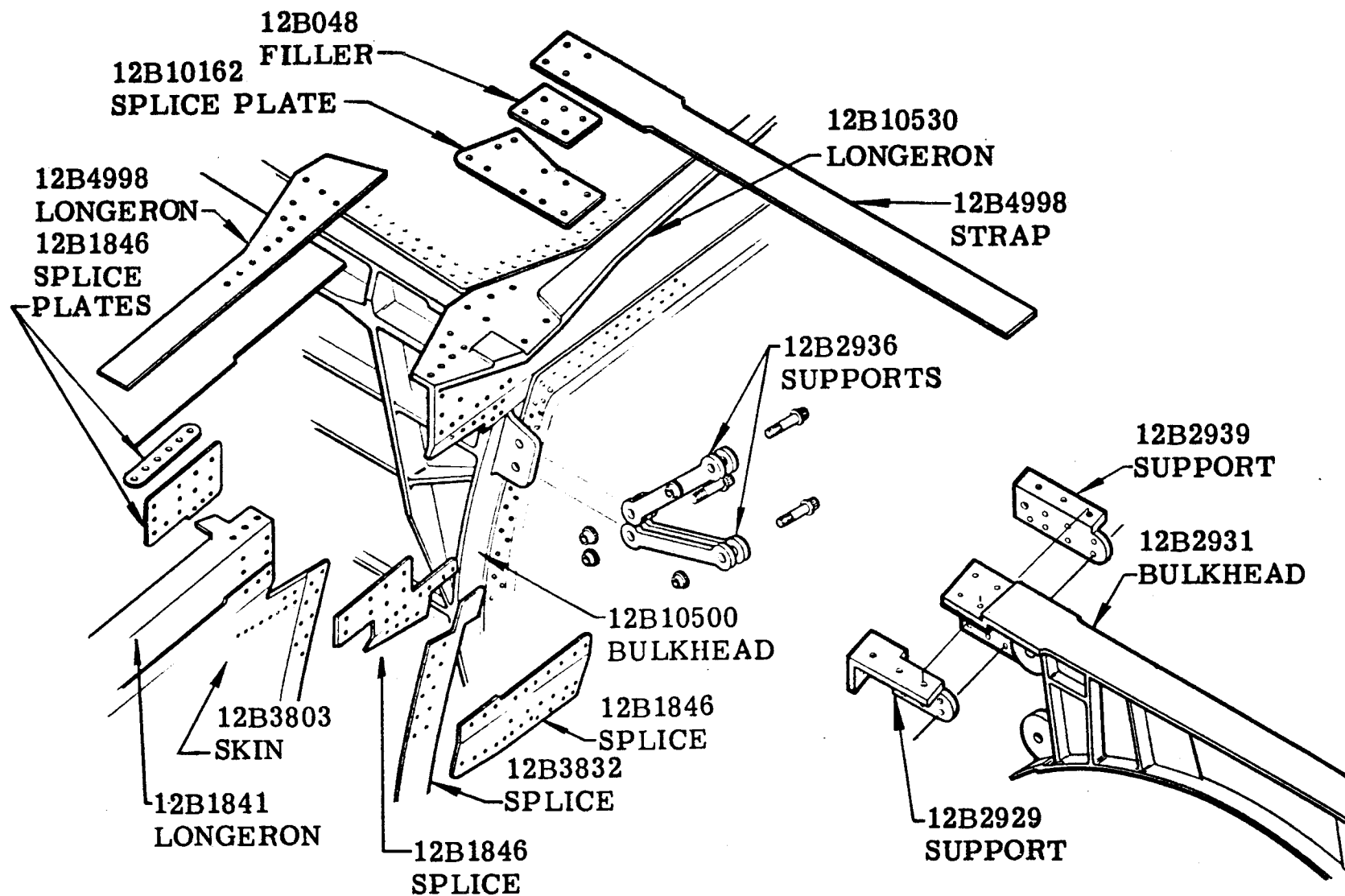
105

MANUFACTURING ENGINEERING
ST-1104-66 7 June 1969



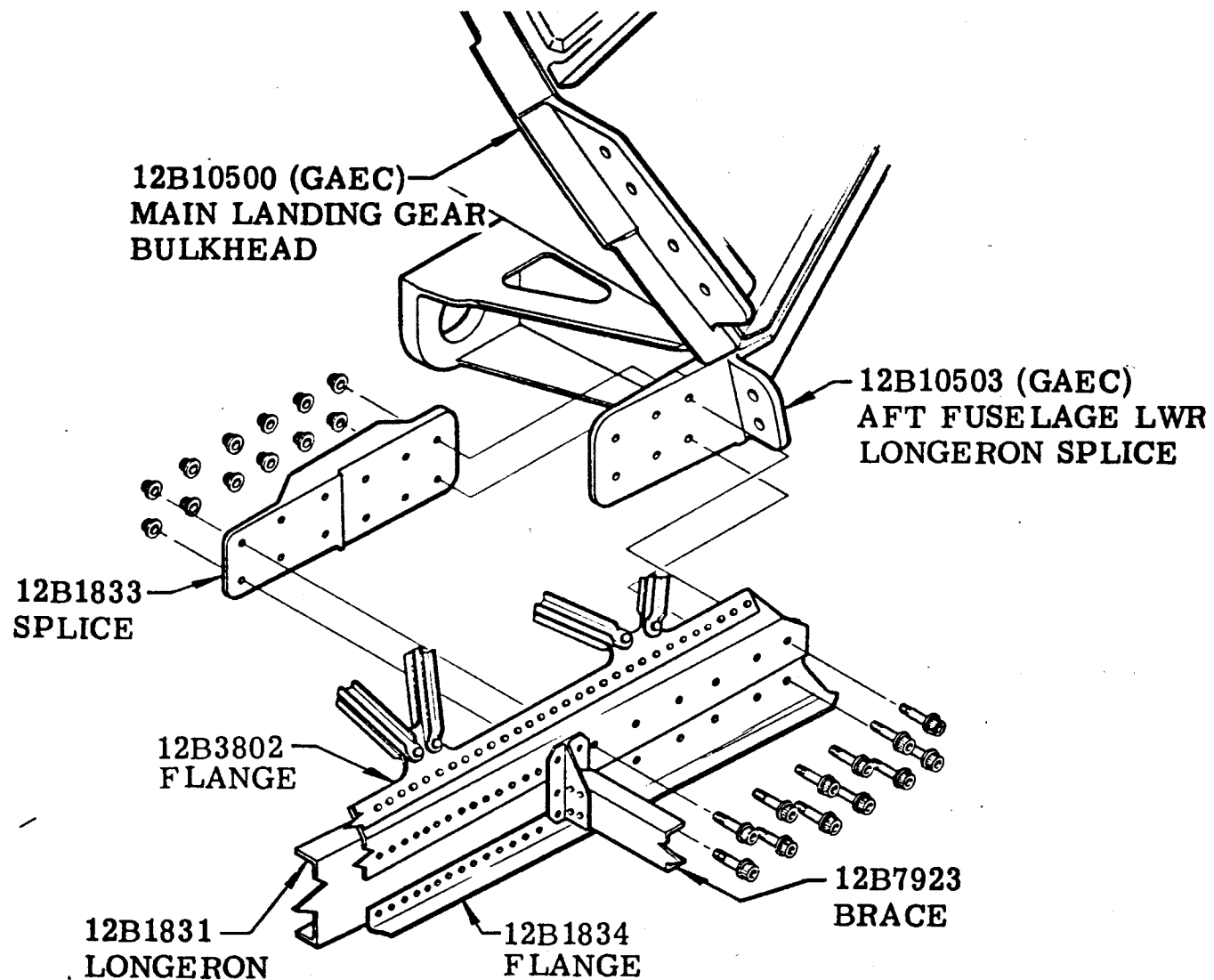
Figure

F-111 MATING DETAILS (ITEM 81) LOWER CANTED FORMER SPLICE TO MAIN
LANDING GEAR BULKHEAD STATION 572.0 (TAC 160 and On; Bomber 3 and On)



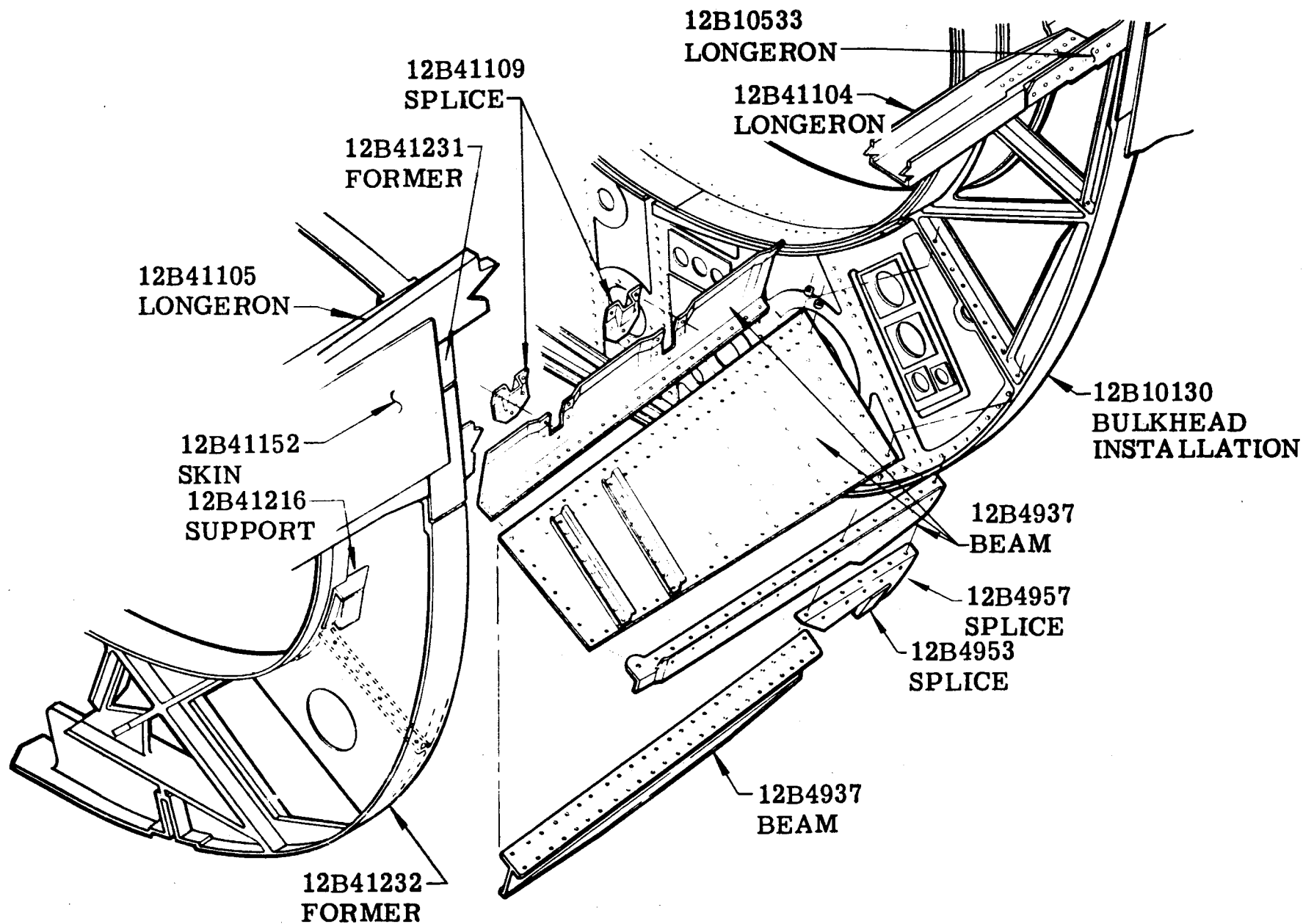
Figure

F-111 MATING DETAILS (ITEM 81) UNDERWING MAIN LANDING GEAR UPPER
BULKHEAD SPLICE STATION 562.0 (TAC 160 and On; Bomber 3 and On)



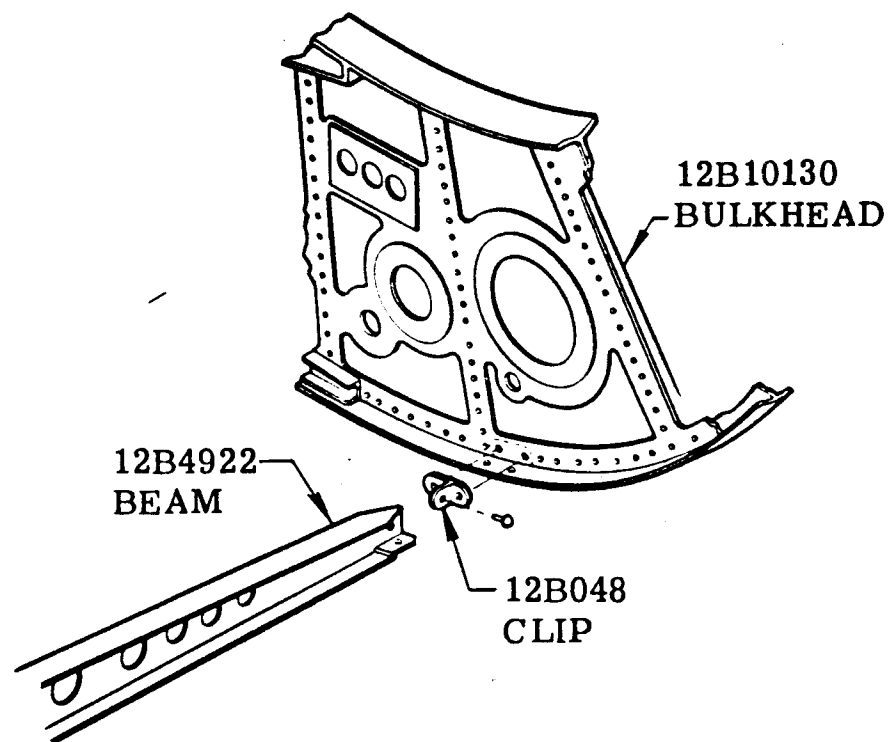
Figure

F-111 MATING DETAILS (ITEM 81) UNDERWING MAIN LANDING GEAR BULKHEAD
LOWER SPLICE STATION 570.0 (TAC 160 and On; Bomber 3 and On)



Figure

F-111 MATING DETAILS (ITEM 81) LOWER AIRFLOW BEAM - OUTBOARD
STATION 562 TO 593 (TAC 160 and On; Bomber 3 and On)

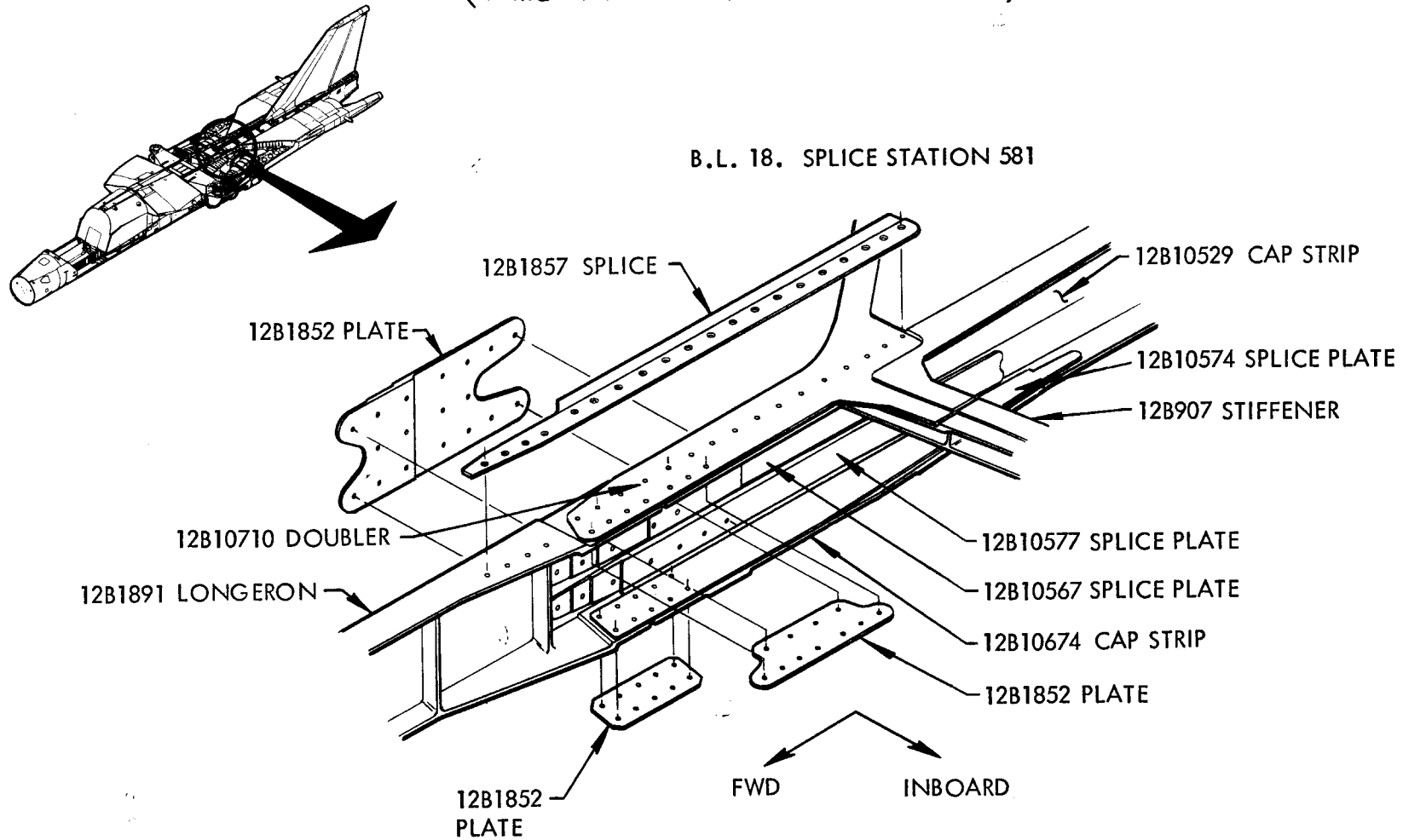


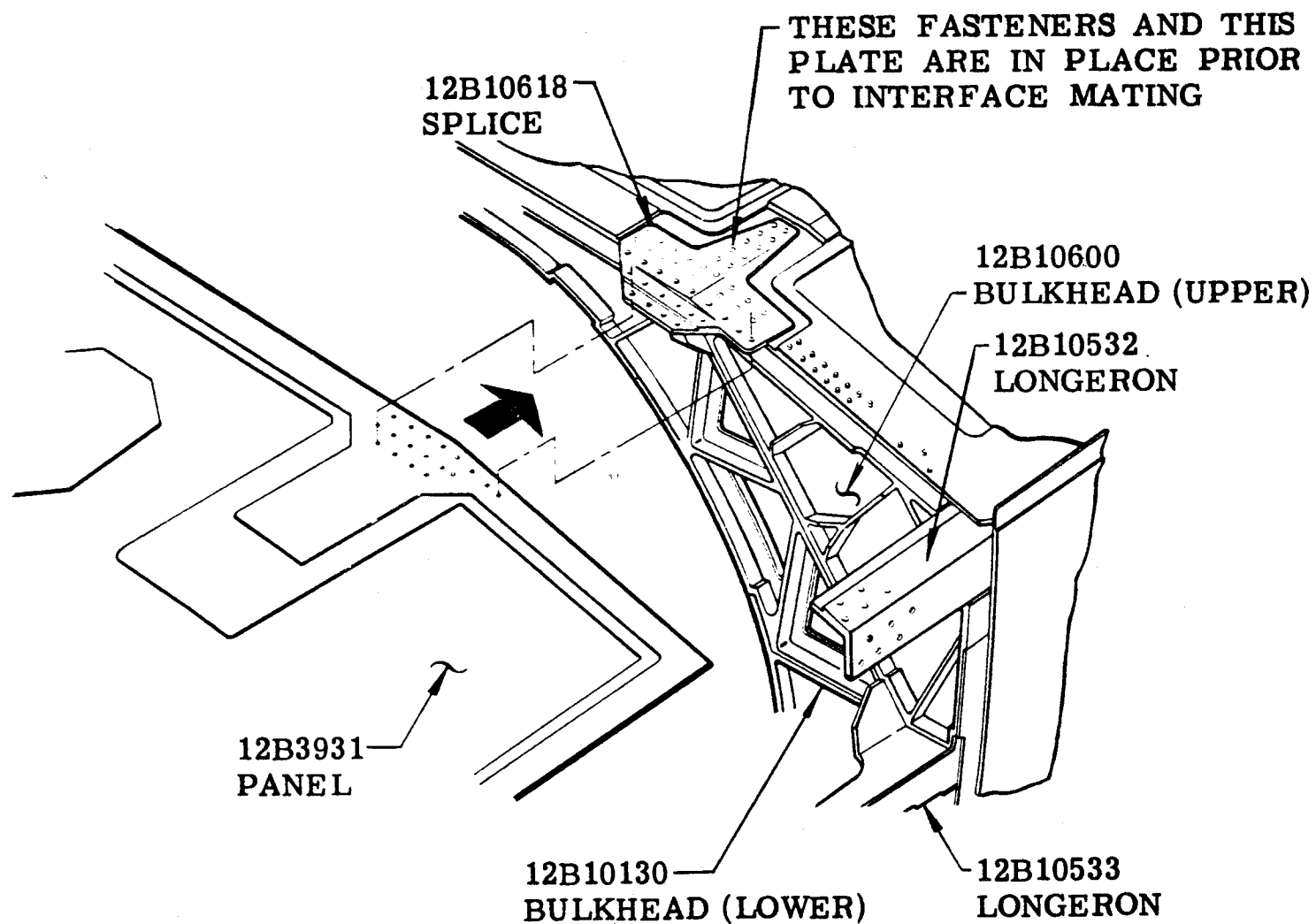
Figure

F-111 MATING DETAILS (ITEM 81) LOWER NACELLE BEAM TIE TO STATION 593
BULKHEAD (TAC 160 and On; Bomber 3 and On)

111 MATING DETAILS (ITEM 81)

(F-111E : AI 160-ON ; FB-111A : BI 3-ON)



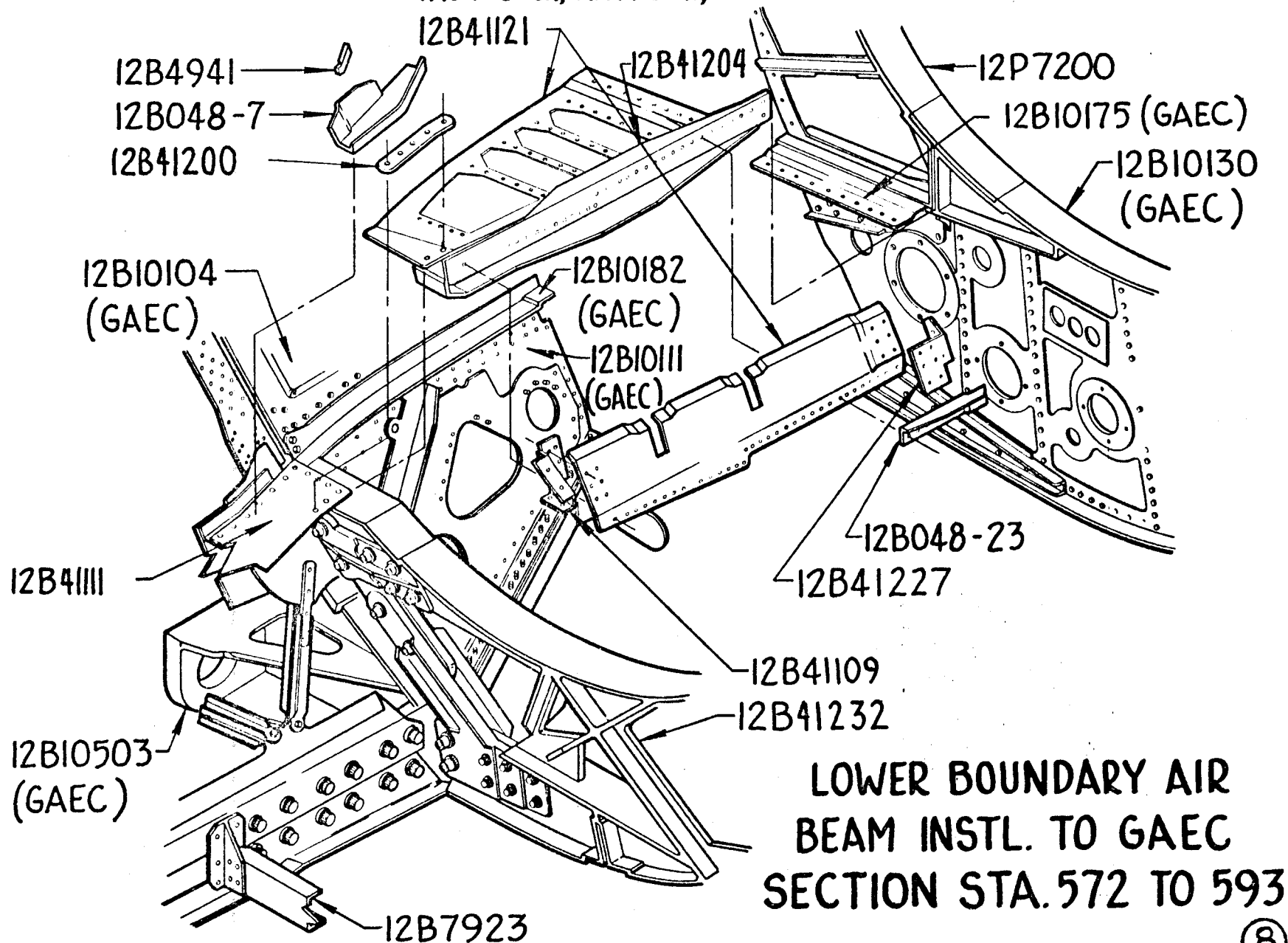


Figure

F-111 MATING DETAILS (ITEM 81) AFT UNDERWING PANEL INSTALLATION
TO BULKHEAD STATION 593 (TAC 160 and On; Bomber 3 and On)

III MATING DETAILS (ITEM 81)

TAC 160-ON, NAVY 8-ON, FB 3-ON



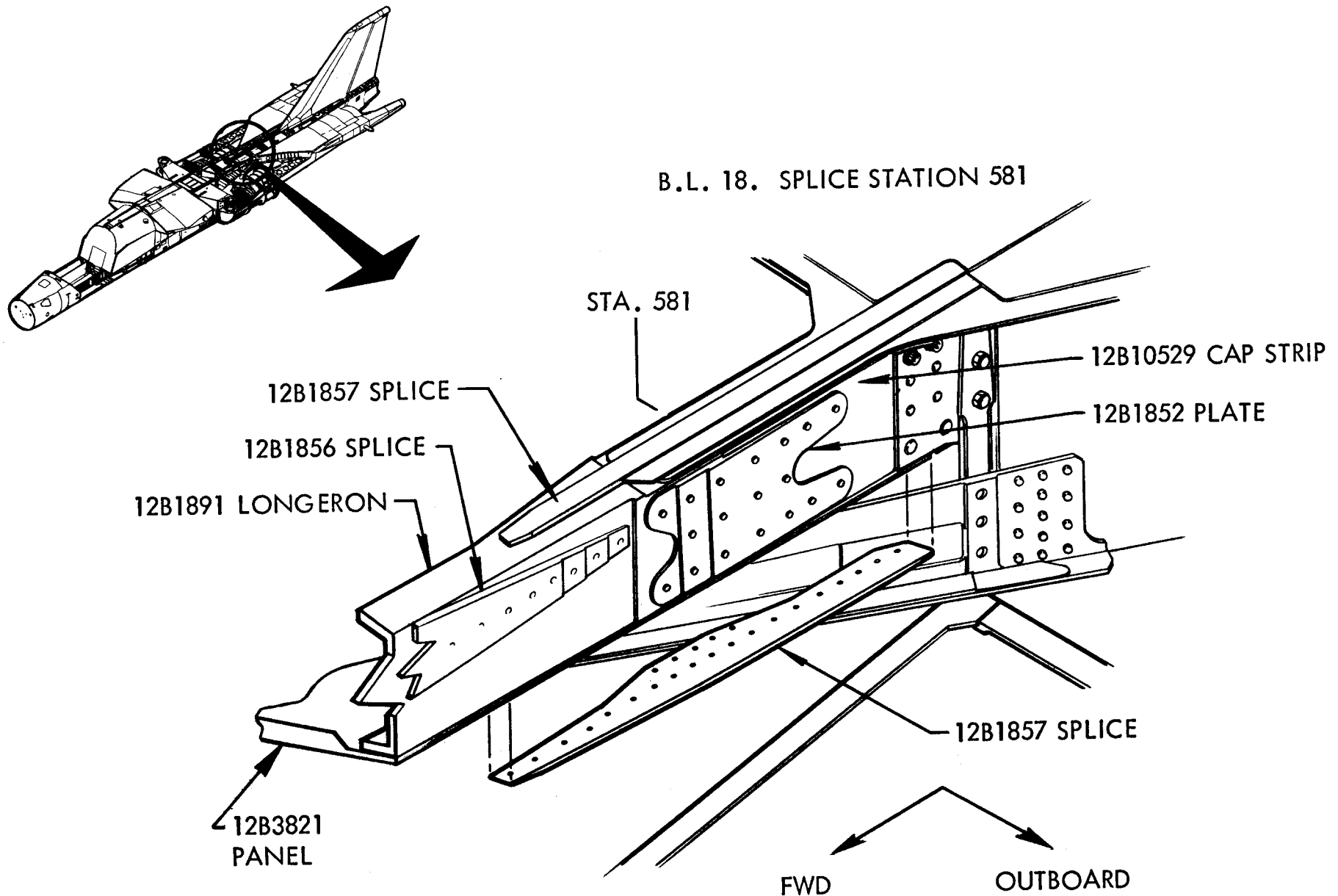
LOWER BOUNDARY AIR
BEAM INSTL. TO GAEC
SECTION STA. 572 TO 593

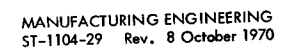
(8)

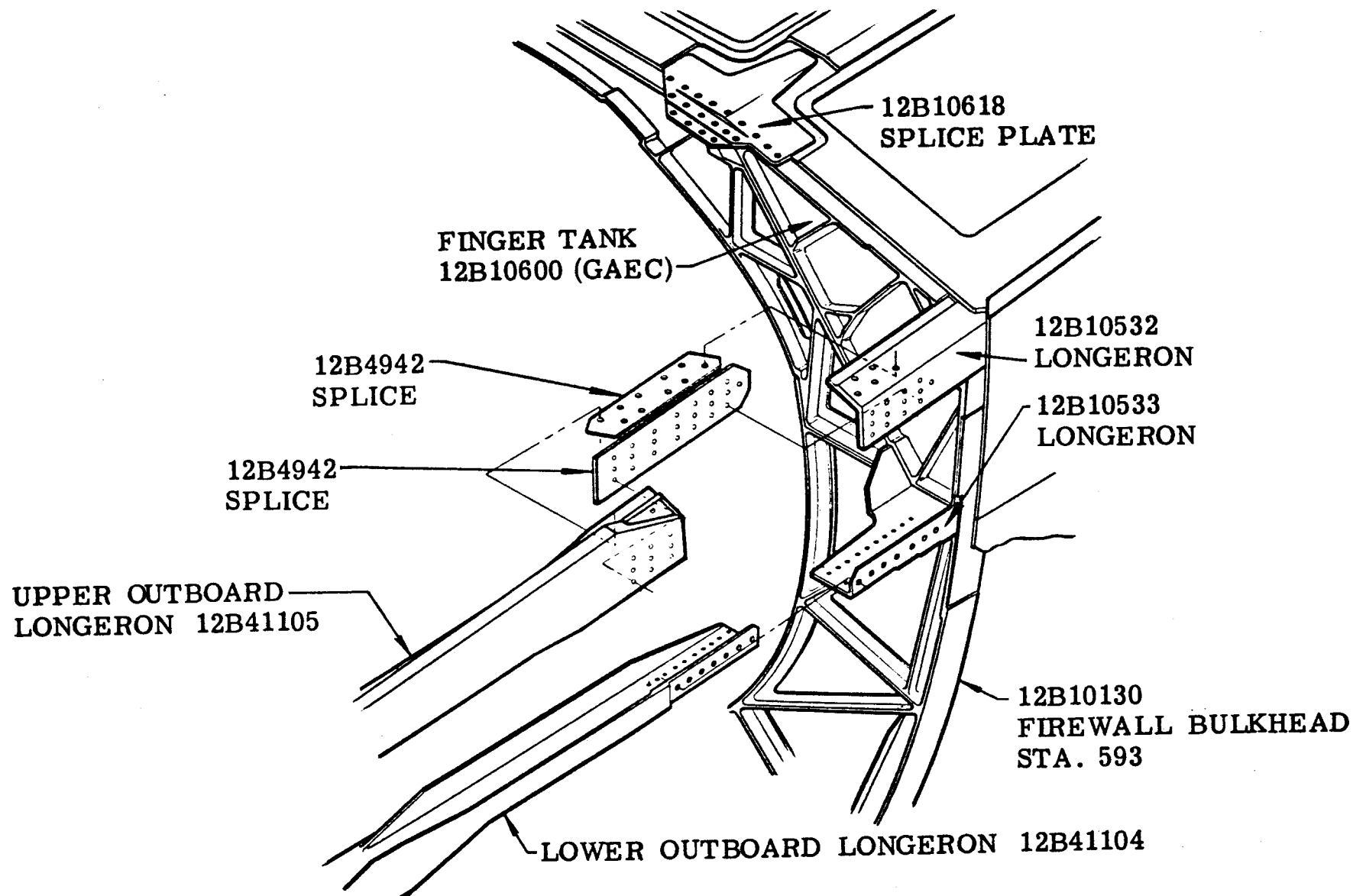
111 MATING DETAILS (ITEM 81)

(F-III E : AI 160-ON ; FB-III A : BI 3-ON)

114

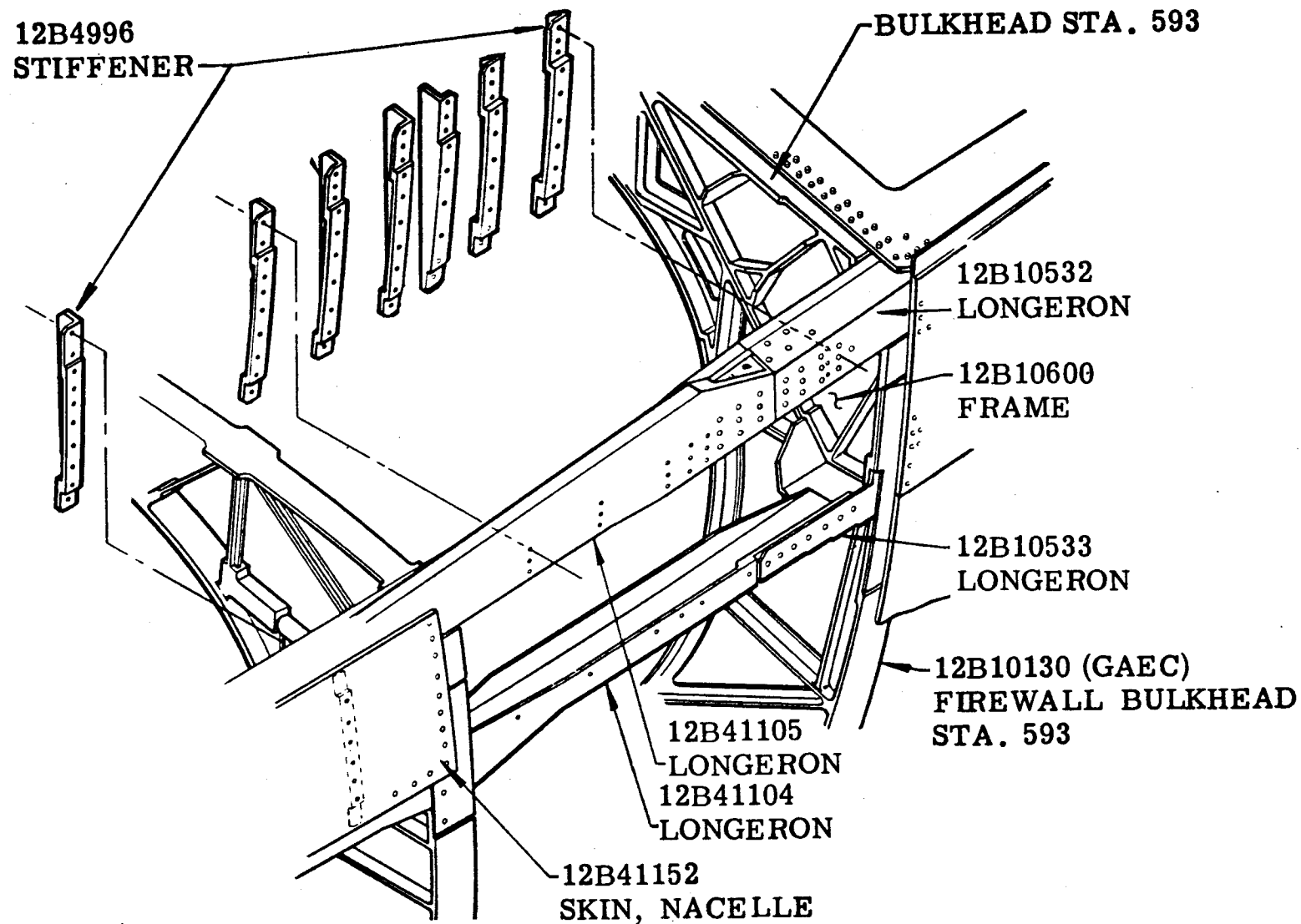






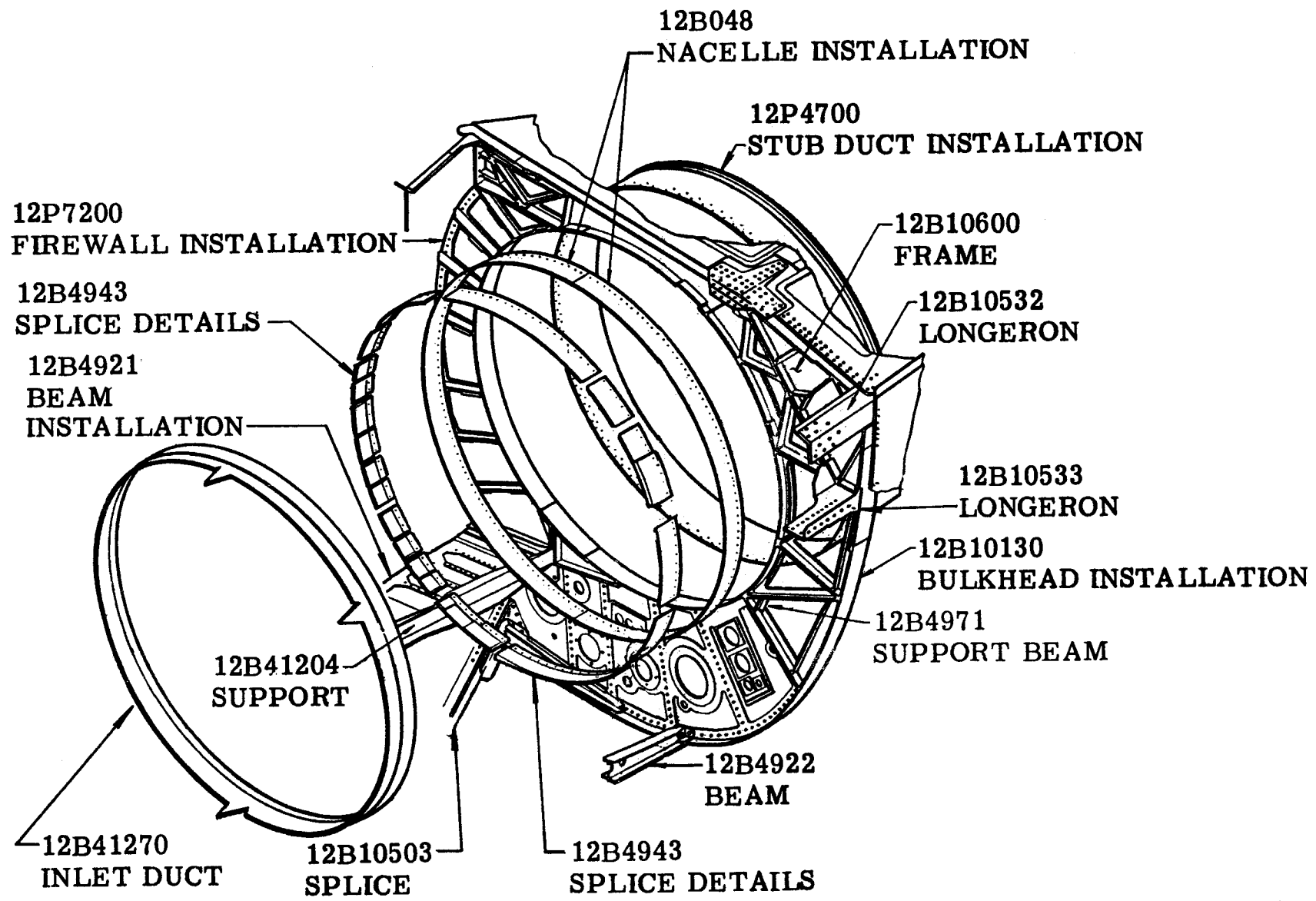
Figure

F-111 MATING DETAILS (ITEM 81) OUTBOARD NACELLE LONGERON SPLICE
STATION 585.0 (TAC 160 and On; Bomber 3 and On)



Figure

F-111 MATING DETAILS (ITEM 81) OUTBOARD UPPER NACELLE LONGERON SUPPORTS
STATION 558.0 TO 593.0 (TAC 160 and On; Bomber 3 and On)



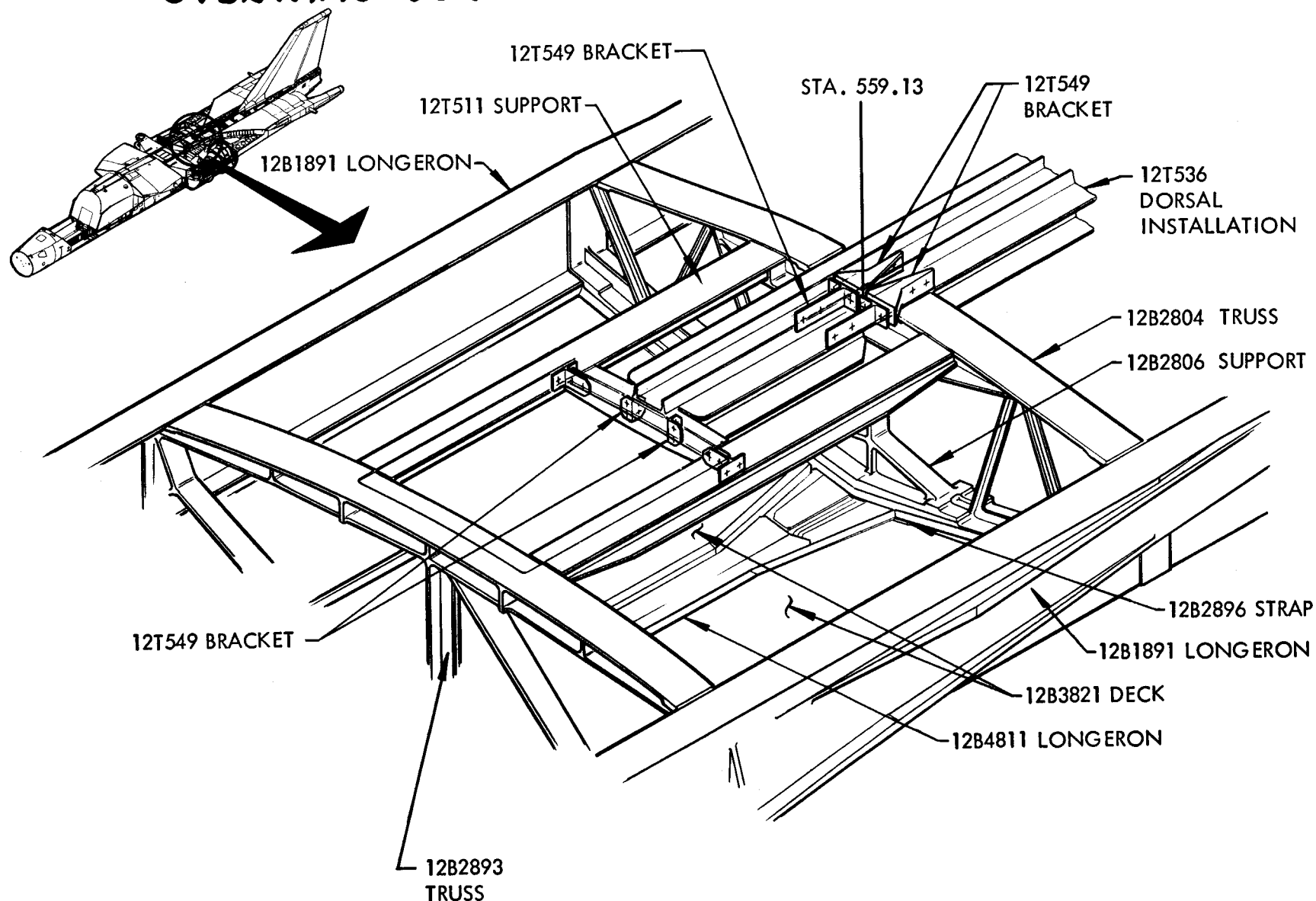
Figure

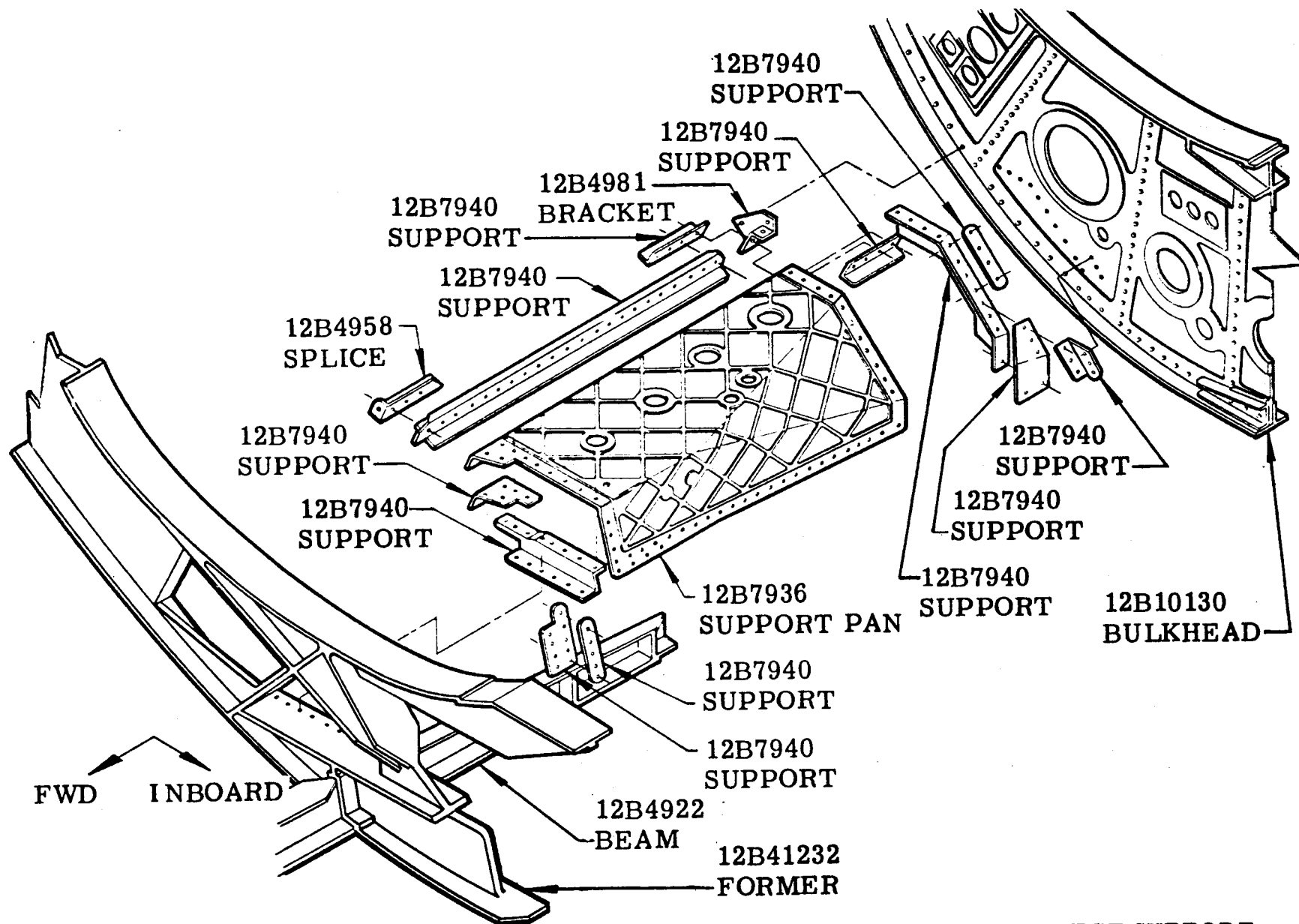
F-111 MATING DETAILS (ITEM 81) PRIMARY INLET DUCT ASSEMBLY TO GAEC
BULKHEAD STATION 593.0 (TAC 160 and On; Bomber 3 and On)

III MATING DETAILS (ITEM 81)

(F-III E: AI 160-ON; FB-III A: BI 3-ON)

OVERWING DORSAL INSTL. SPLICE STA. 545 - 560





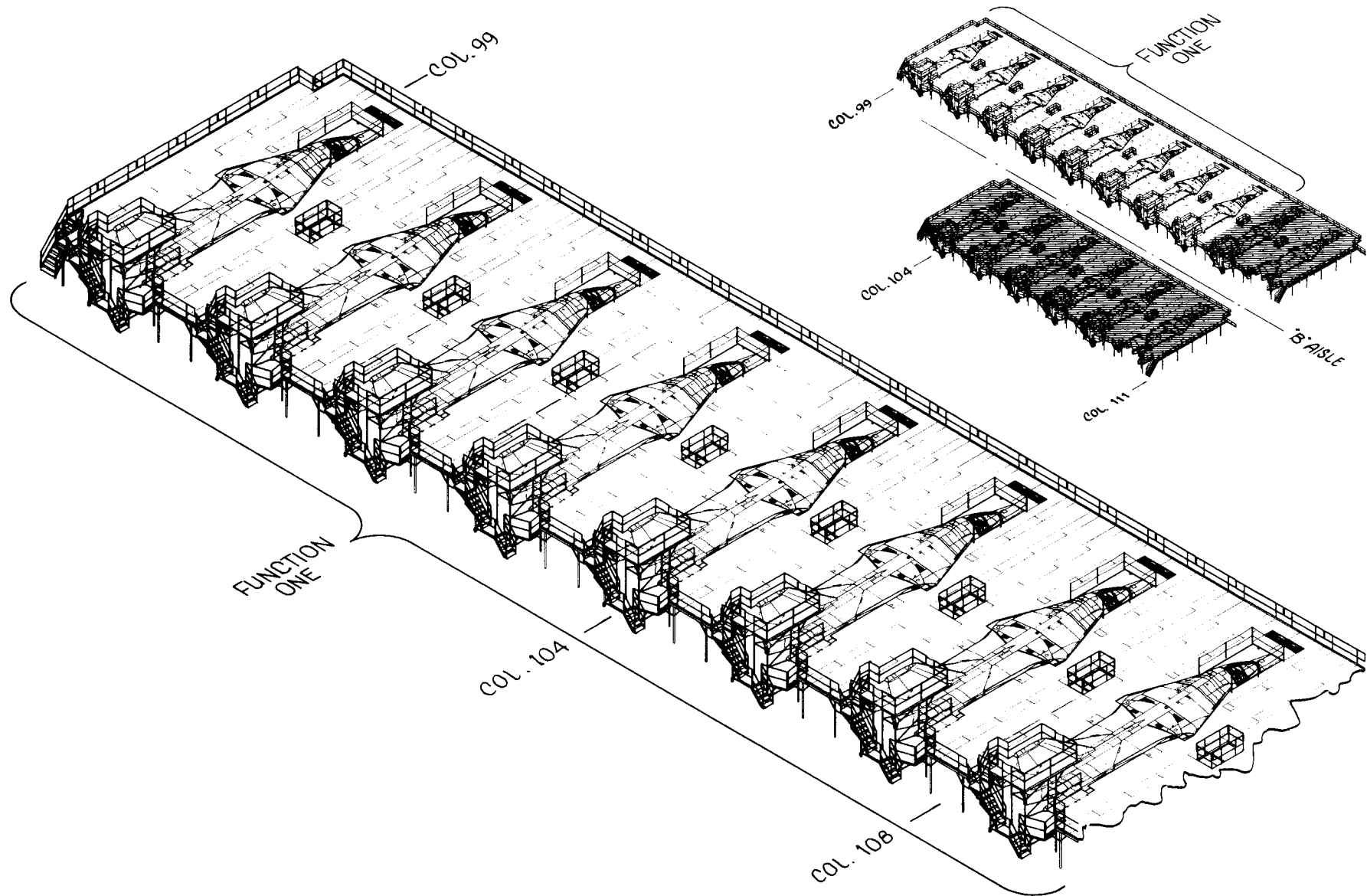
Figure

F-111 MATING DETAILS (ITEM 81) HYDRAULIC GROUND DISCONNECT SUPPORT
 INSTALLATION (RIGHT HAND ONLY) (TAC 160 and On; Bomber 3 and On)

F-111A WORK PLATFORMS - FUSE MATING

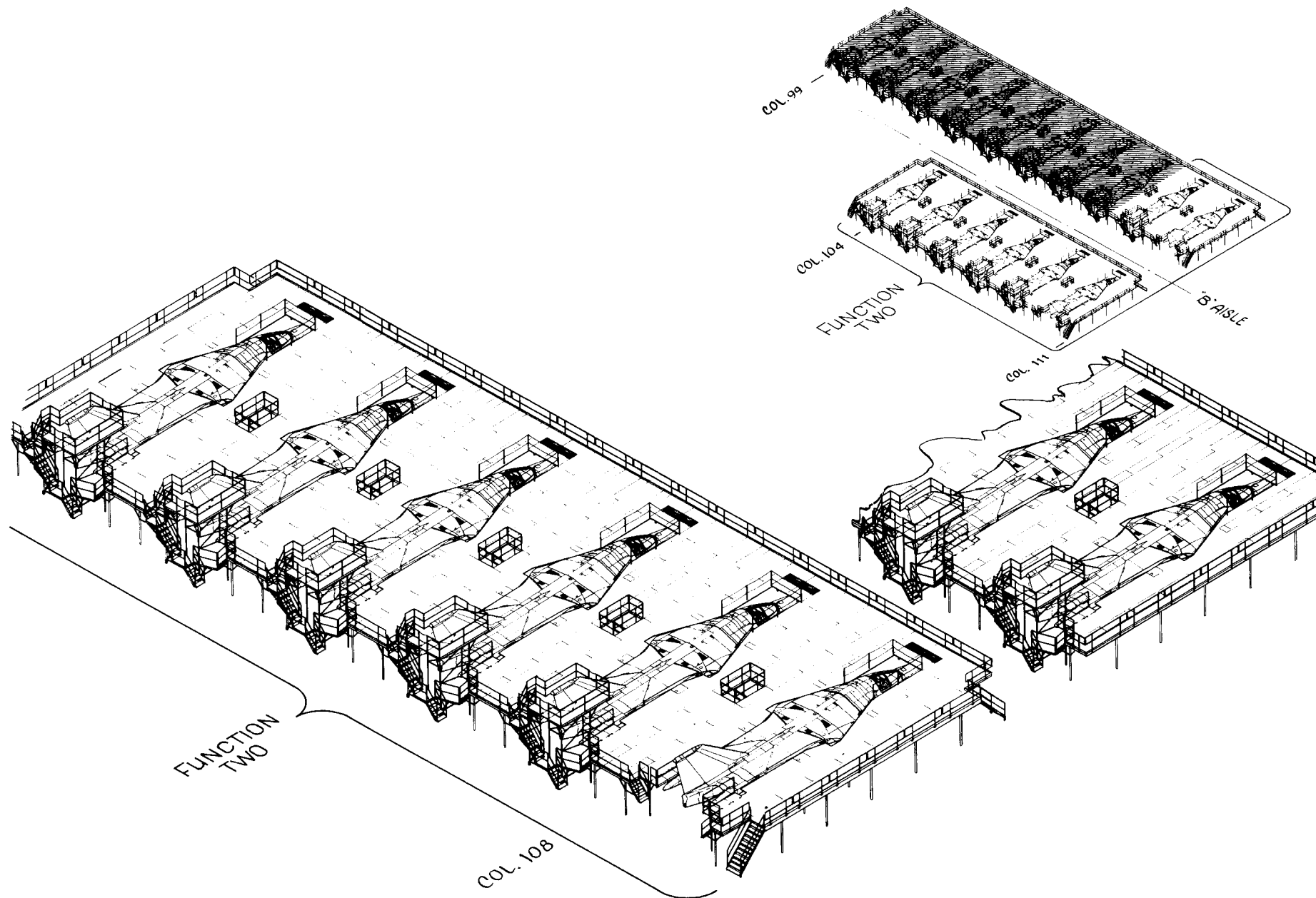
ITEM 8100 - TAC 31-ON

121



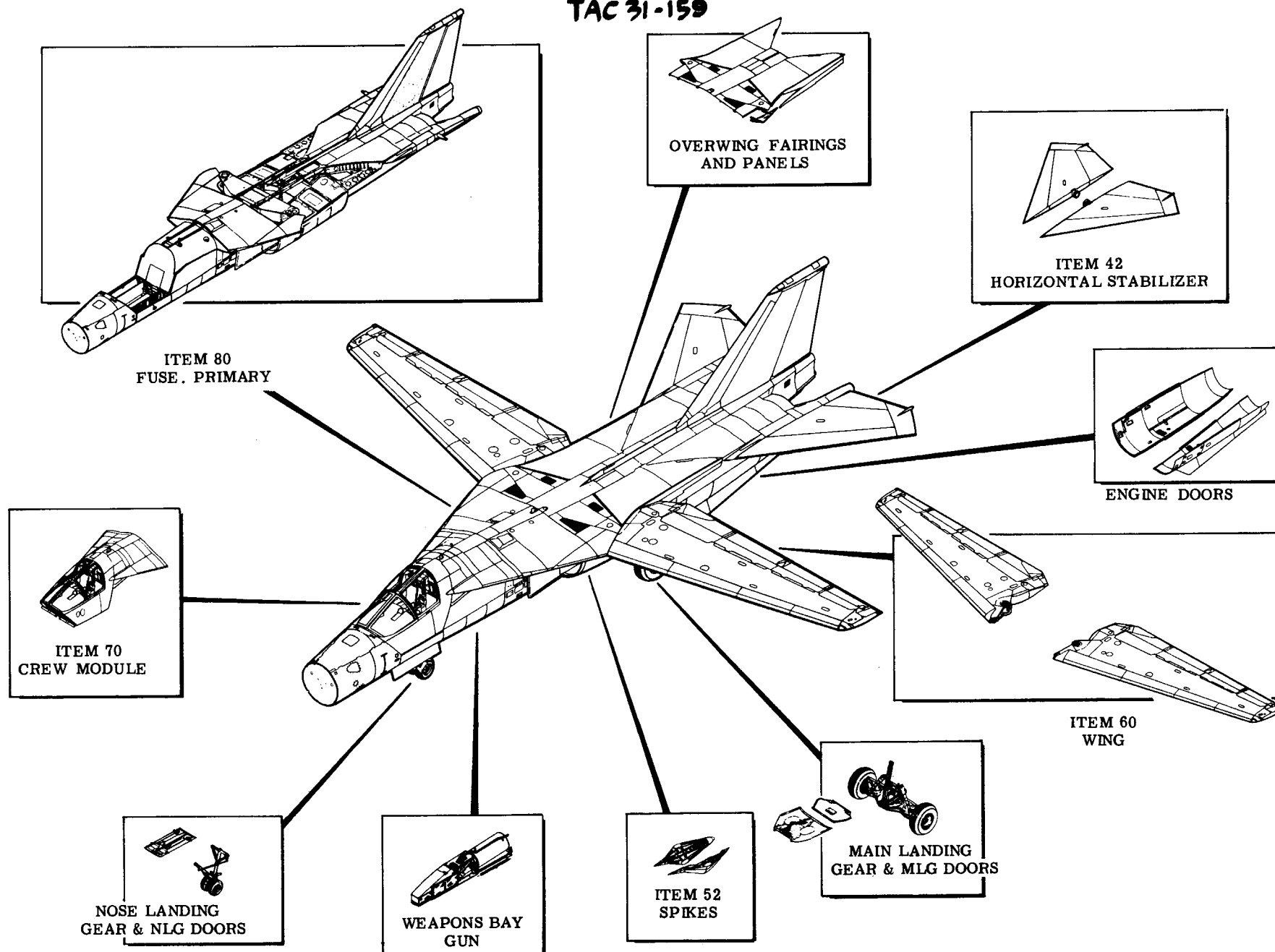
FB-111A WORK PLATFORMS-FUSE MATING

ITEM 8100 31-ON



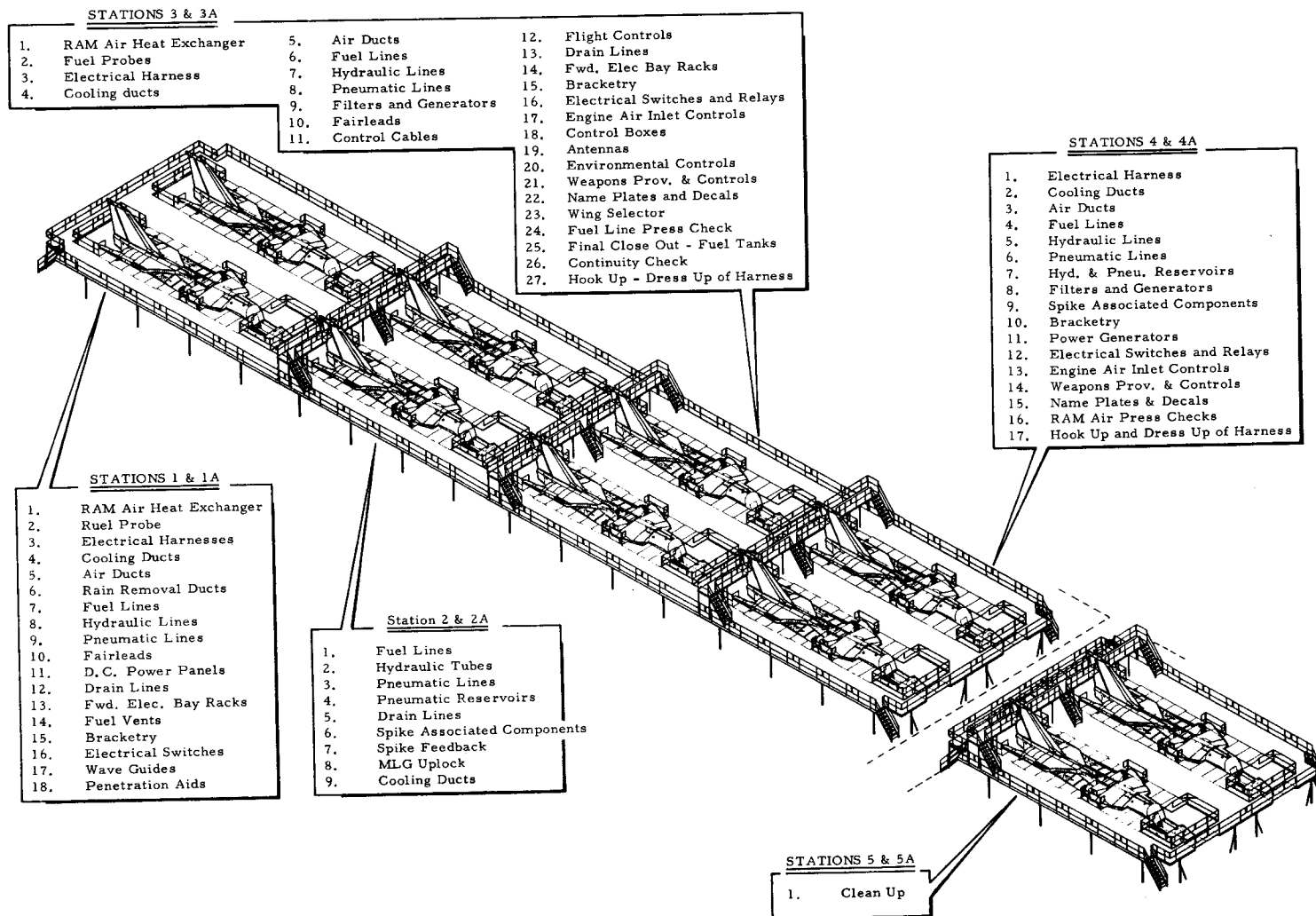
ITEM 30 - AIRCRAFT PRIMARY

TAC 31-159



F-111 WORK STANDS-FUSELAGE PRIMARY-TYPICAL STATIONS

ITEM 8000



F-111D FINAL PRIMARY STATIONS 01 & 02

ITEM 3000

STATION 02

1. Landing gear control checkout
2. Brake control checkout
3. Barrier hook adjustments
4. Nose landing gear steering rigging
5. Cabin pressure check
6. Oxygen leak test
7. Spike function checks
8. Weapon door rigging
9. Panel closeouts
10. Wings
11. Overwing fairings
12. Spikes
13. C. M. D. S.

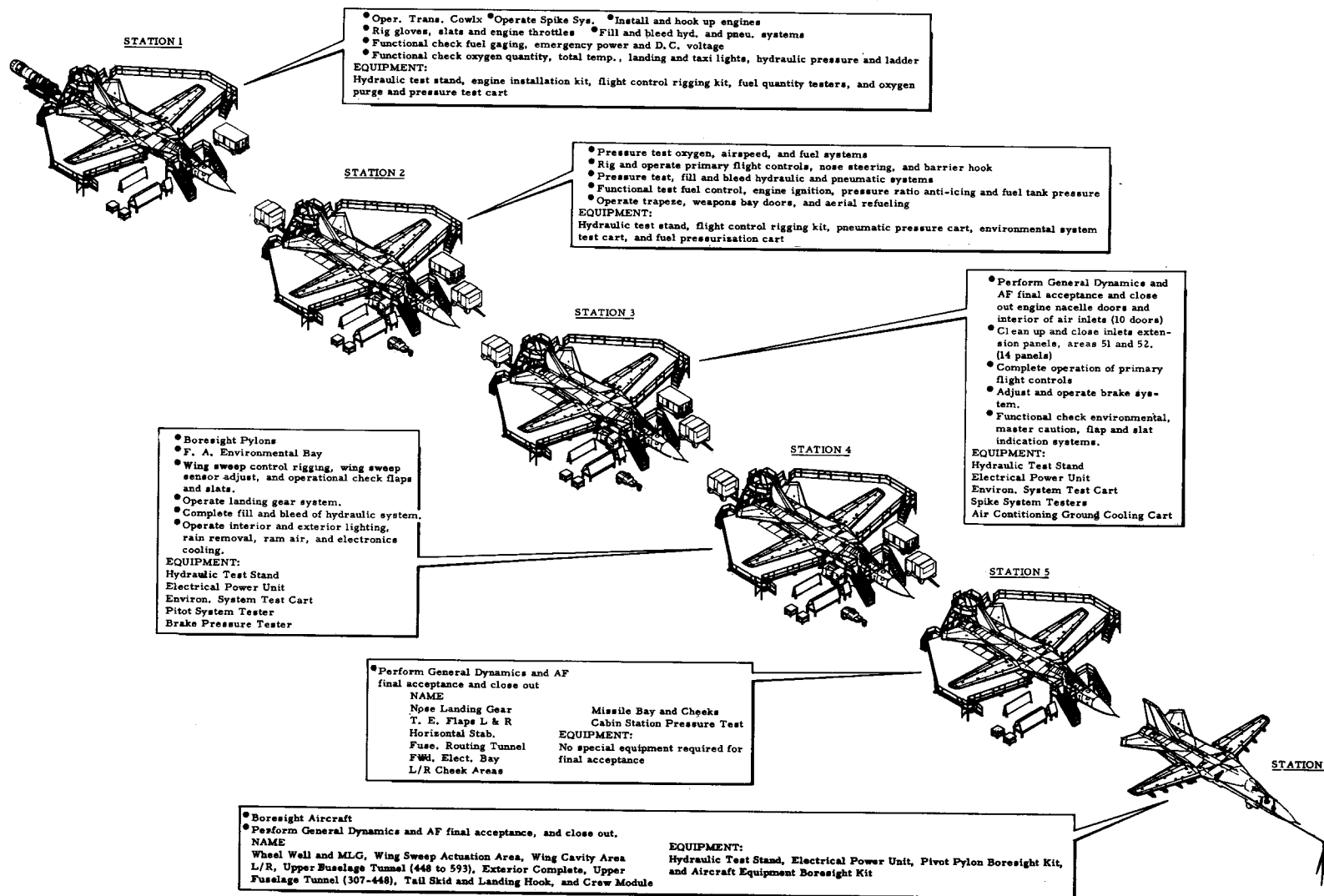
STATION 01

1. Main landing gear doors
2. Main landing gear
3. Nose landing gear
4. Crew module
5. Nose radome
6. Horizontal Stab.
7. Engine controls
8. Brake controls
9. Flap Actuators
10. Cabin air ducts
11. Liquid oxygen components
12. Hydraulic lines
13. Fairings & covers
14. Electrical harness
15. Hookup of elec. hyd., pneu., and controls to wings, landing gears, & crew module.
16. Install trapeze

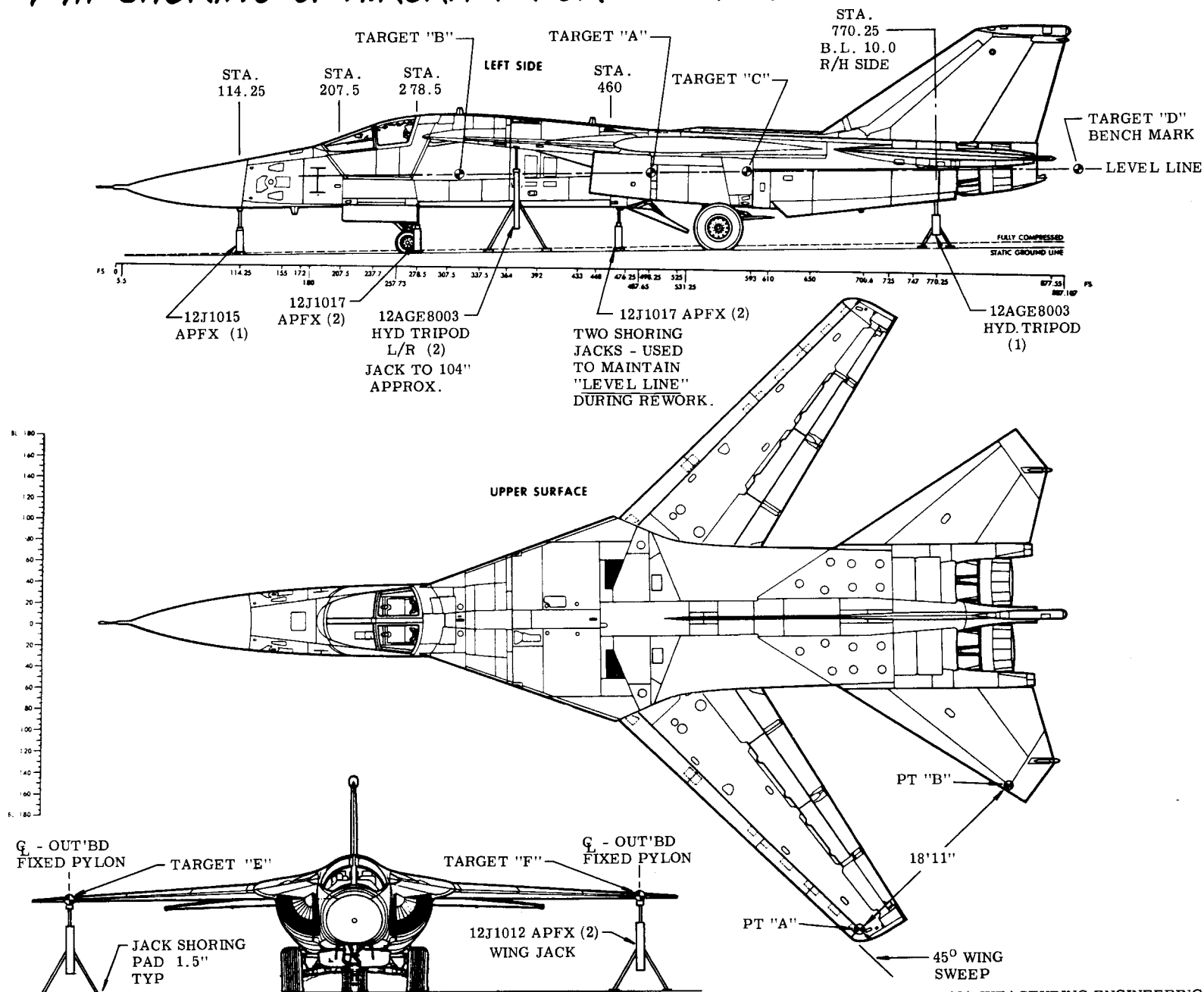
MANUFACTURING ENGINEERING
ST-934-62 30 April 1968

F-111D FINAL ASSEMBLY LINE

ITEM 2000



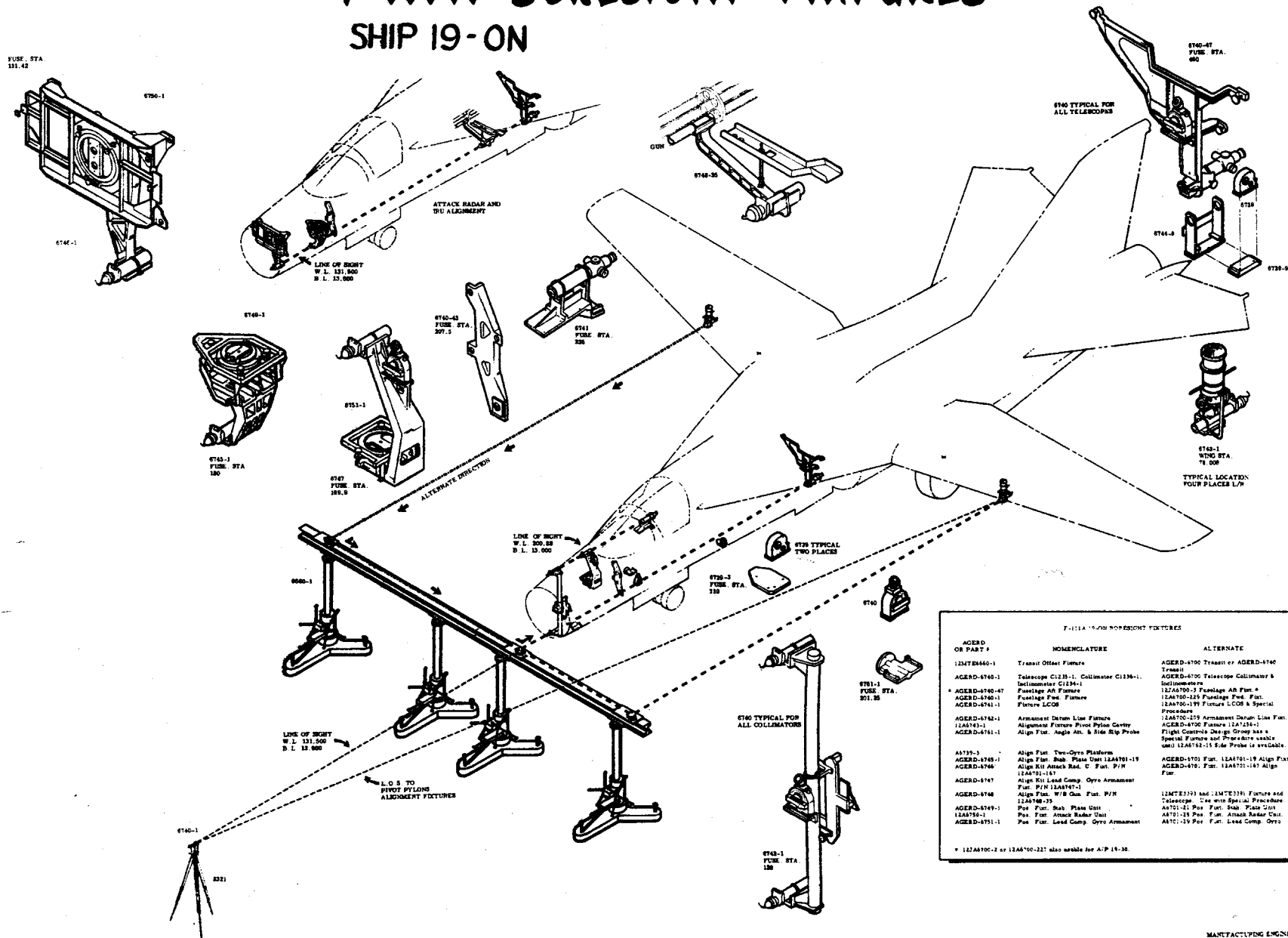
F-111 SHORING OF AIRCRAFT FOR BOX PACK MODIFICATION



MANUFACTURING ENGINEERING
ST-1138-1 27 November 1968

F-111A BORESIGHT FIXTURES

SHIP 19-ON



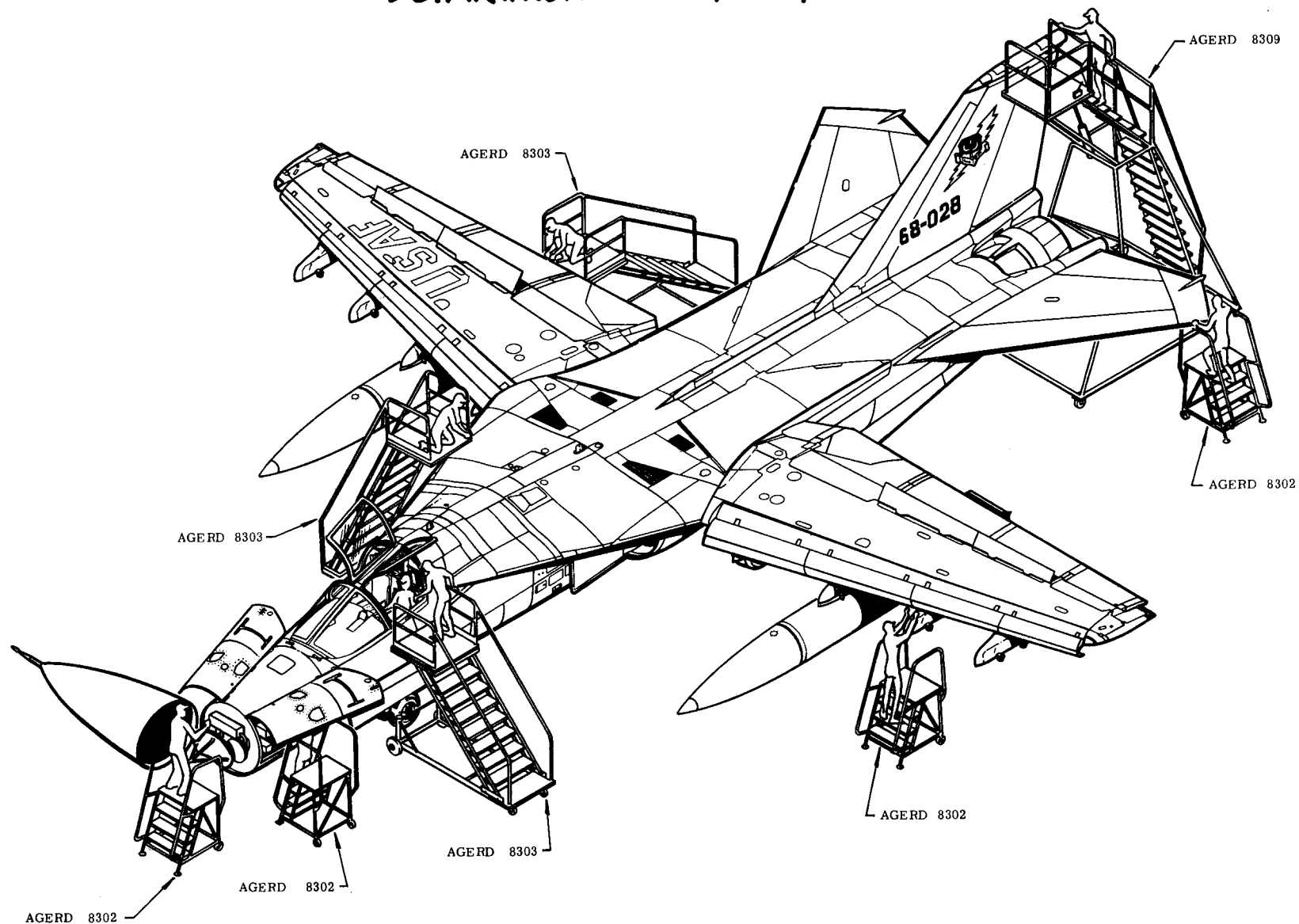
7-1114 "NON-NOMENCLATURE FEATURES		
AGEED OR PART #	NOMENCLATURE	ALTERNATE
12M7E-6460-1	Transit Offset Fuzes	AGEED-6790 Transit or AGEED-6790 Transit
AGEED-6790-1	Telescope C123B-1, Callimeter C123B-1, Inclometer C123B-1	AGEED-6790 Telescope Callimeter & Inclometer
* AGEED-6790-47	Parallax Offset Fuzes	12M7A70-19 Parallax Air Fuz. *
AGEED-6790-47	Fuzing/Eng. Fuz. Fuzes	12M7A70-1249 Fuzing/Eng. Fuz. *
AGEED-6794-1	Fuzes, LCCD	12M7A70-19 Fuzes LCCD or Special Procedure
AGEED-6794-1	Armament Deton. Line Fuzes	12M7A70-1259 Armament Deton. Line Fuz. *
12M7A73-1	Aluminum Fuzes Five Pulse Gyrate	AGEED-6790 Fuzes 12M7A73-1
AGEED-6792-1	Align Fuz. Angle Alt. & Side Slip Gyrate	Flight Control Deton. Gyrate with a Special Fuzes and Procedure usable until 12M7A72-15 Side Pulse is available.
6A739-3	Align Fuz. Two-Gyro Platform	AGEED-6790 Fuz. 12M7A73-1 Align Fuz. *
AGEED-6798-1	Align Fuz. Bus. Pass Unit AGEA79-19	AGEED-6790 Fuz. 12M7A73-1 Align Fuz. *
AGEED-6798-1	Align Bus. Pass Unit AGEA79-19	Fuz. *
AGEED-6797	Align Fuz. 12M7A1347-1	
AGEED-6798	Align Fuz. W/B Gun, Fuz. P/W 12M7A69-39	
AGEED-6798-1	Align Fuz. Bus. Pass Unit *	12M7E3330 and 12M7E3319, Fuzure and Telescope. Use only Special Procedure.
AGEED-6798-1	Fuz. Fuz. Attack Radar Unit	AGEED-6790 Fuz. Side W/B Gun *
AGEED-6795-1	Fuz. Fuz. Lead Count. Gyro Armament	A701-19 Pos. Fuz. Attack Radar Unit *
		A701-19 Pos. Fuz. Lead Count. Gyro

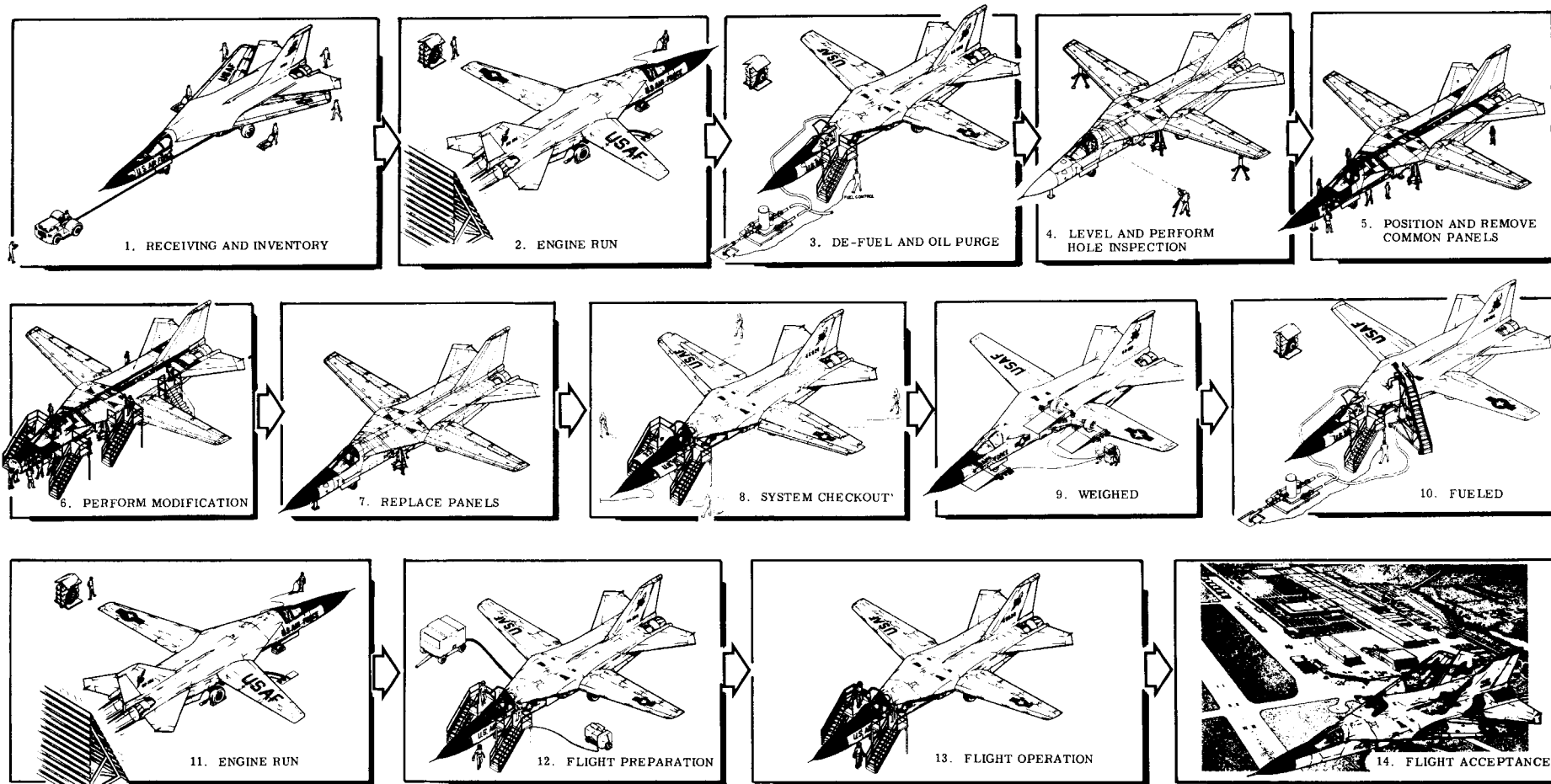
* 12M7A70-19 or 12M7A70-227 also usable for A/P 19-30.

EDWARDS AFB SUPPORT CATEGORY I & CATEGORY II

DEPARTMENT'S 175, 178 & 29-3


128






COMBAT LANCER MODIFICATION SEQUENCE

BLOCK 1 MODIFICATION SEQUENCE



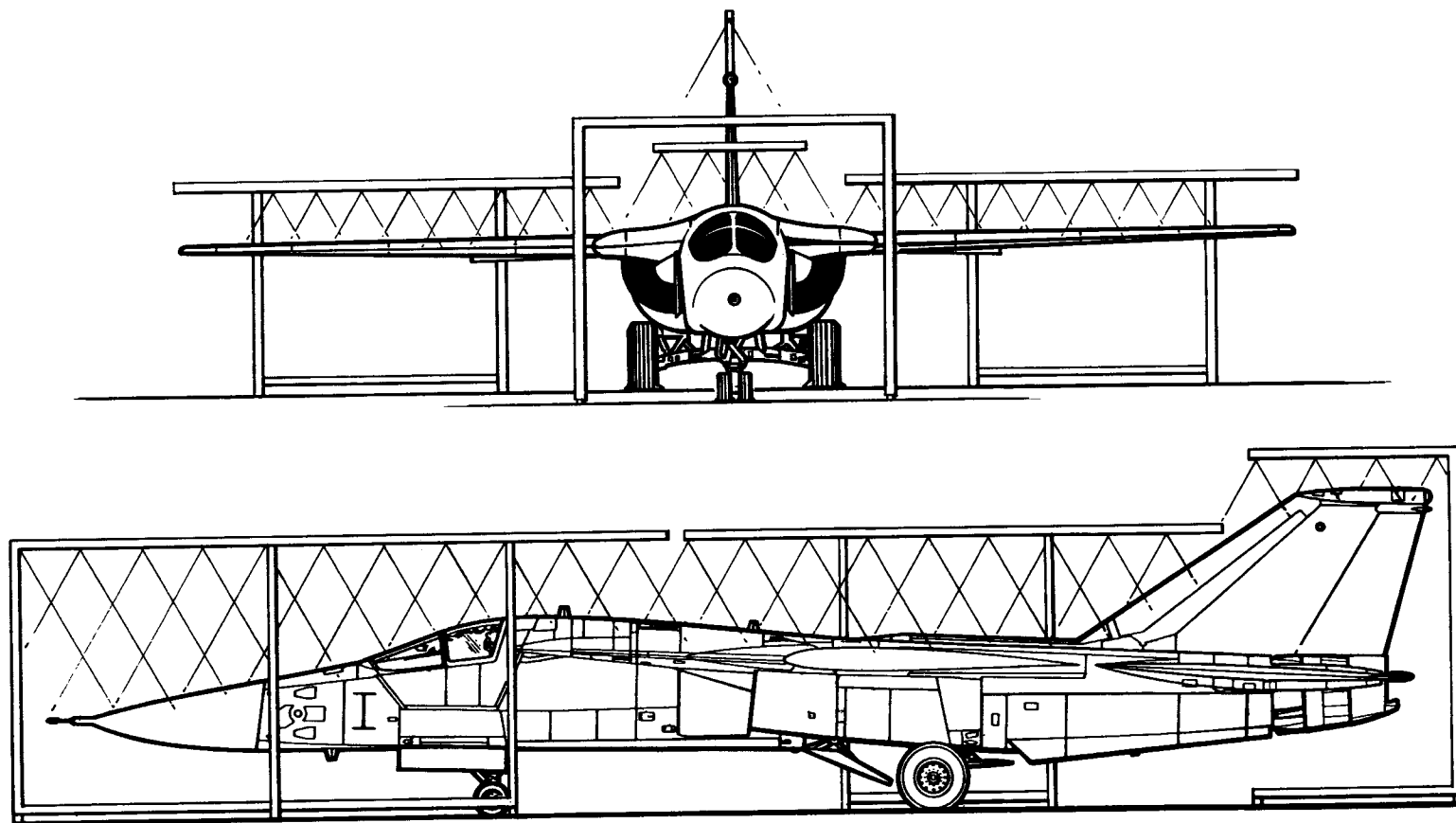
F-111D FIELD OPERATIONS A/C GUN FIRING OPERATION

DEPARTMENT'S 178,175 & 29-3



F-111D FIELD OPERATIONS WATERTIGHTNESS TEST

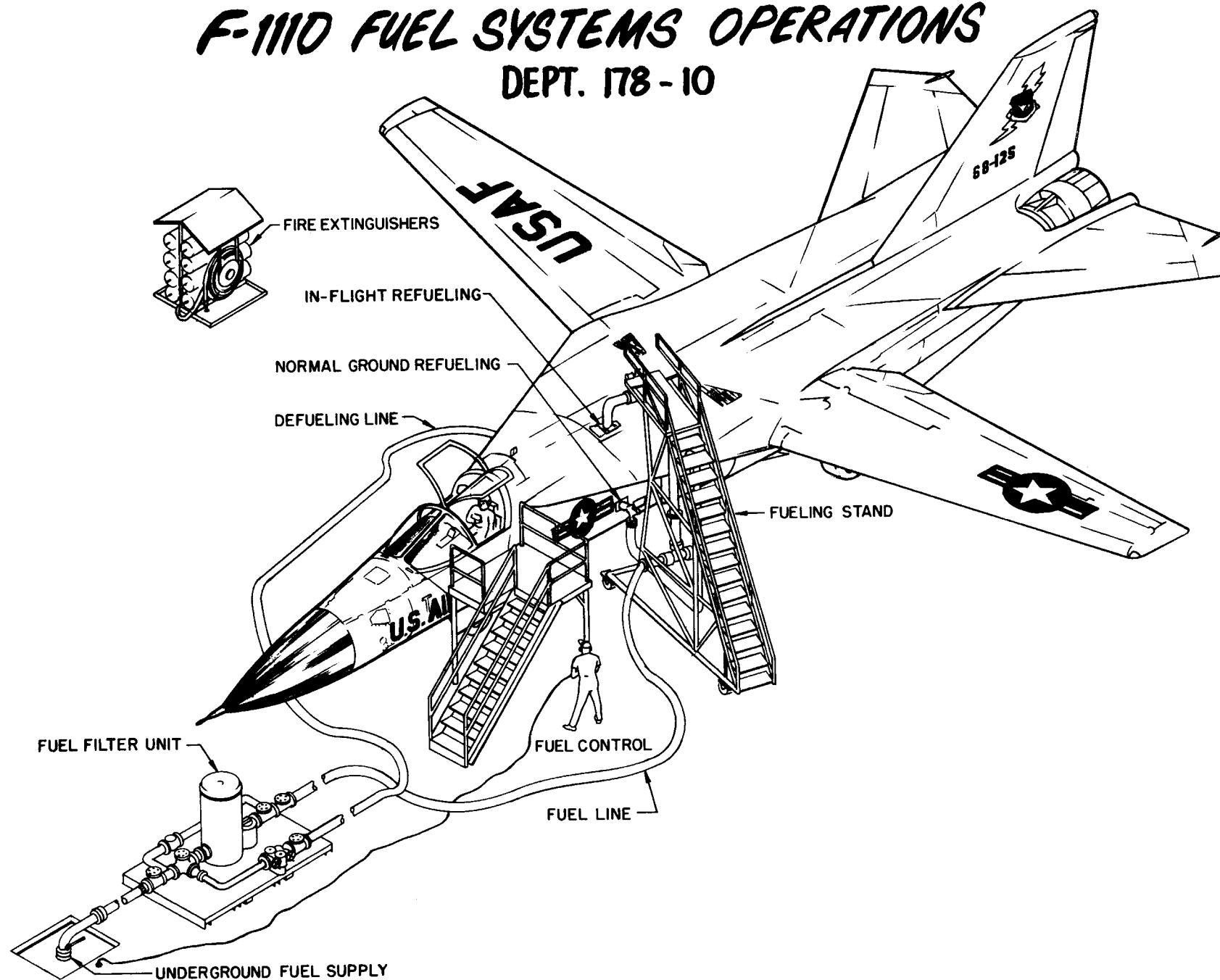
DEPARTMENT 178 & 29-3



MANUFACTURING ENGINEERING
ST-917-3 21 February 1968

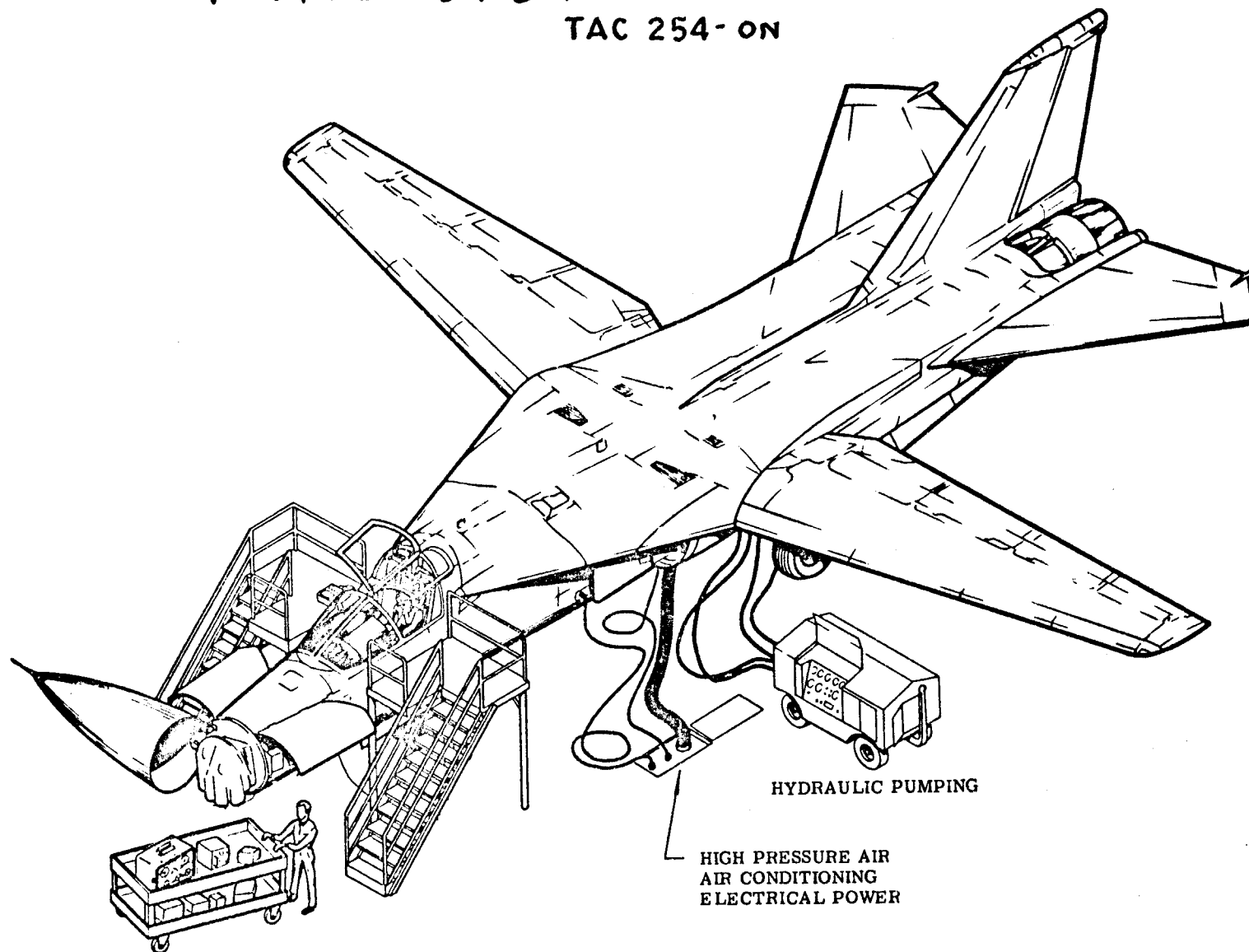
F-111D FUEL SYSTEMS OPERATIONS

DEPT. 178-10



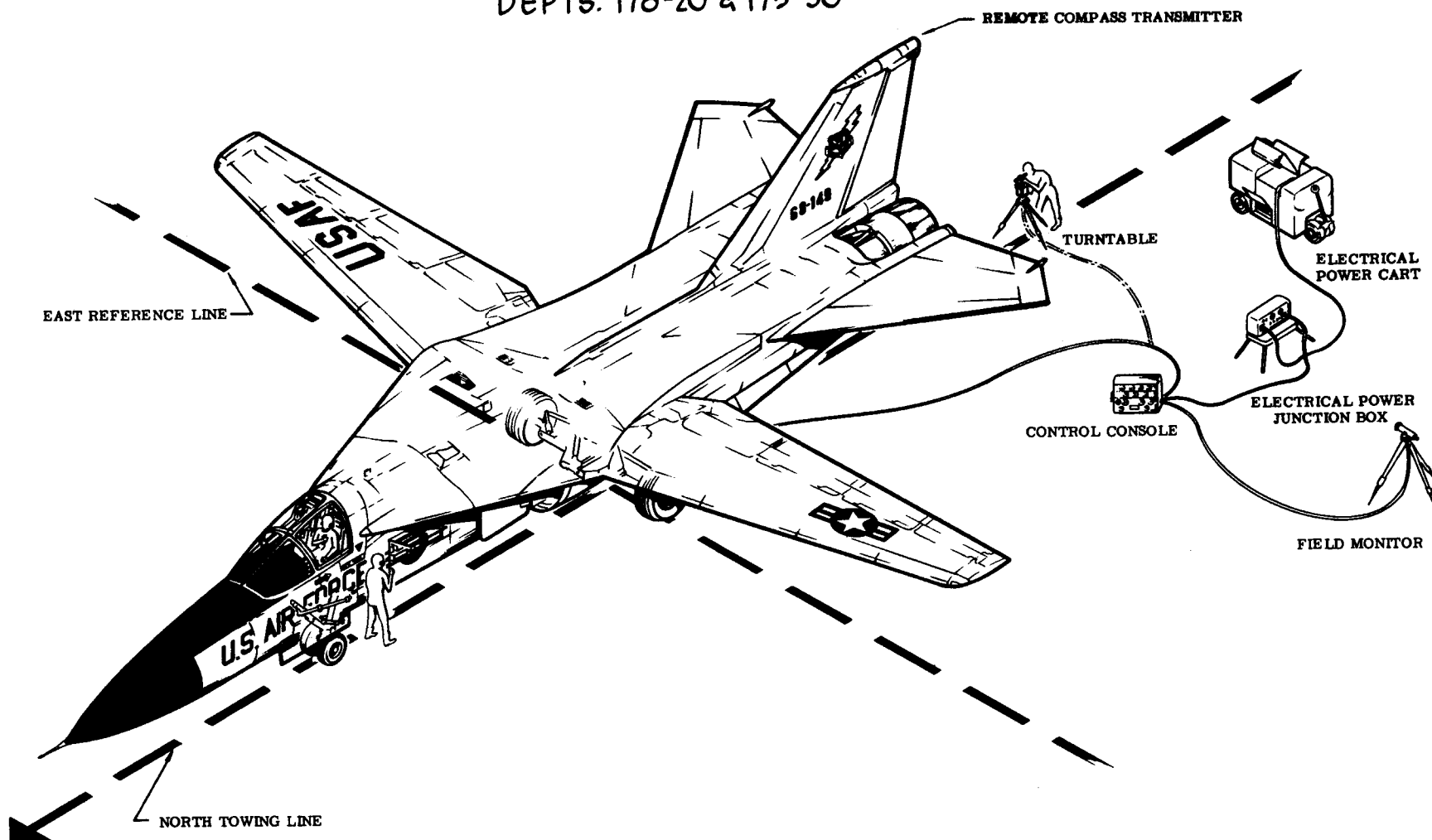
F-111D SYSTEMS INSTALLATION

TAC 254-ON

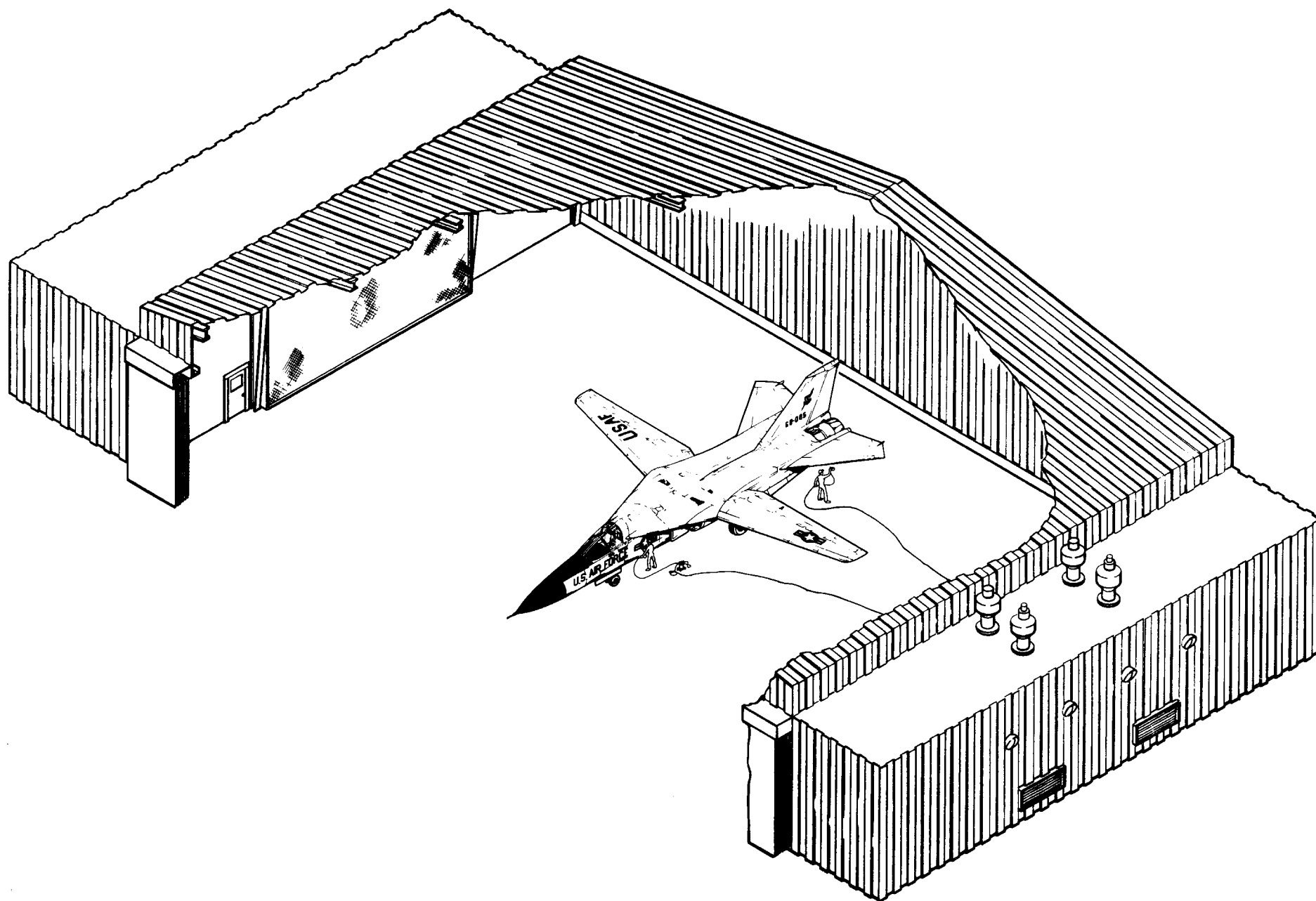


F111D COMPASS ROSE SWING

DEPTS. 178-20 & 175-30

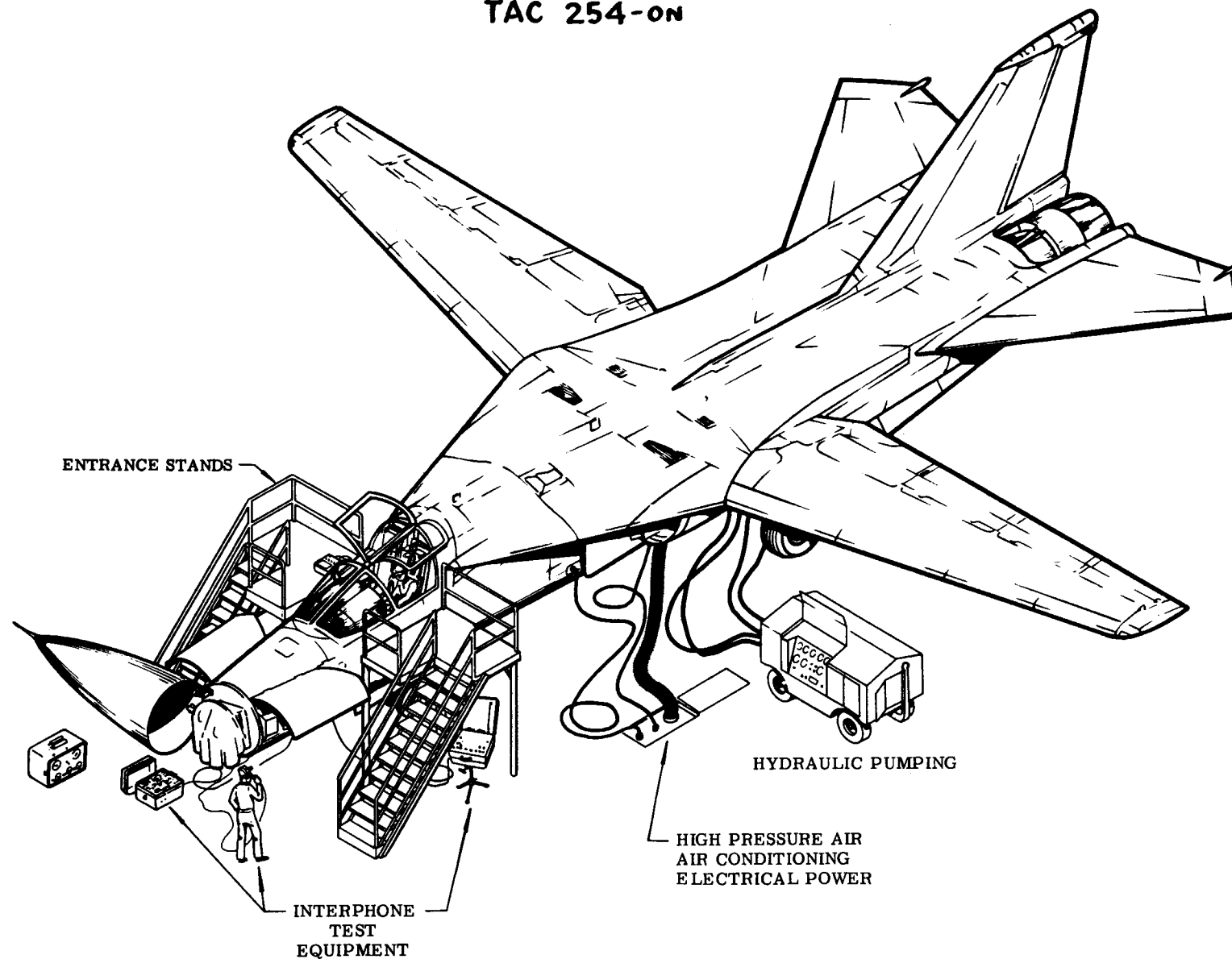


F-111D PAINTING



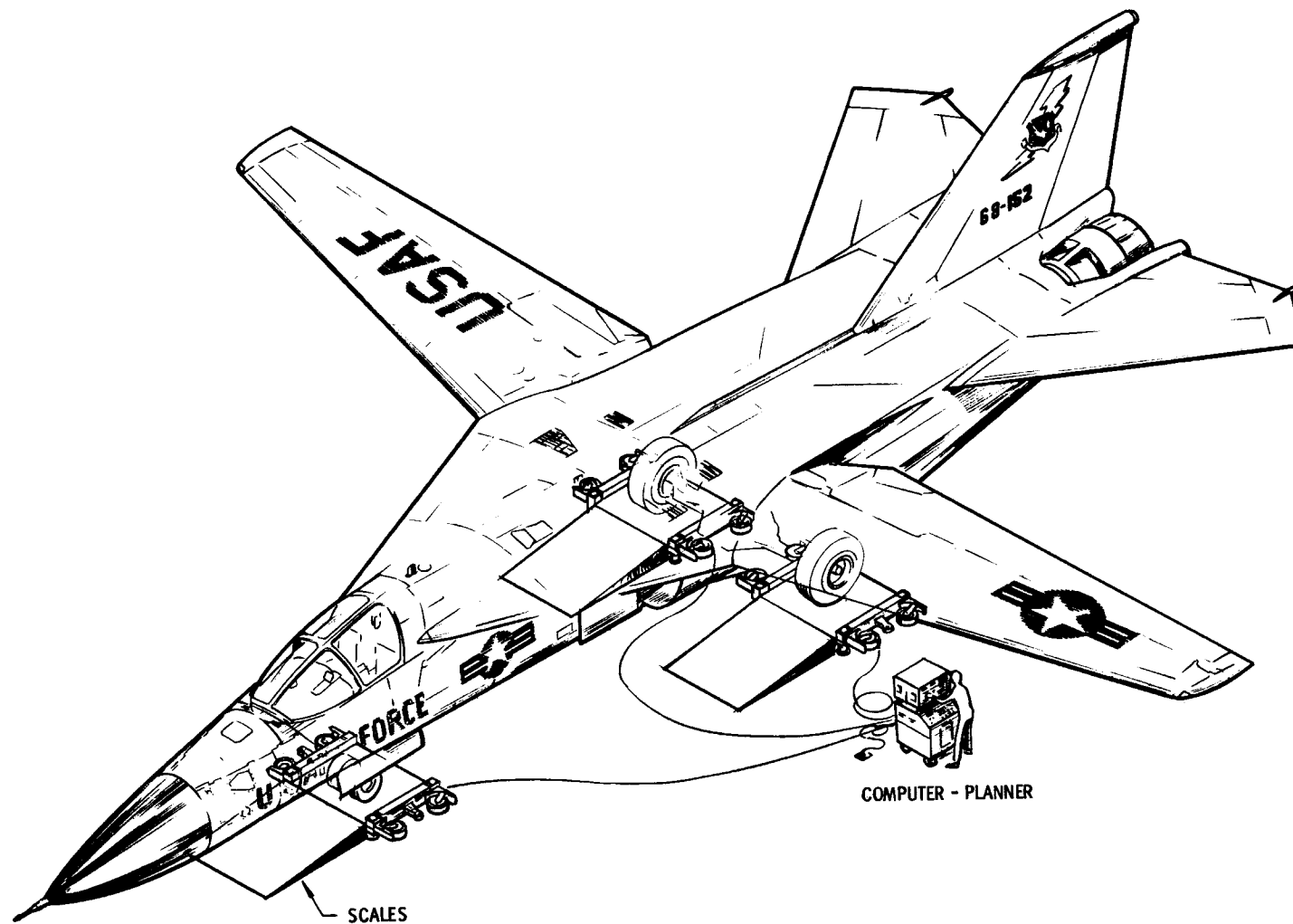
F-111D SYSTEMS OPERATIONS

TAC 254-ON




F-111D WEIGHING

DEPT. 178-10



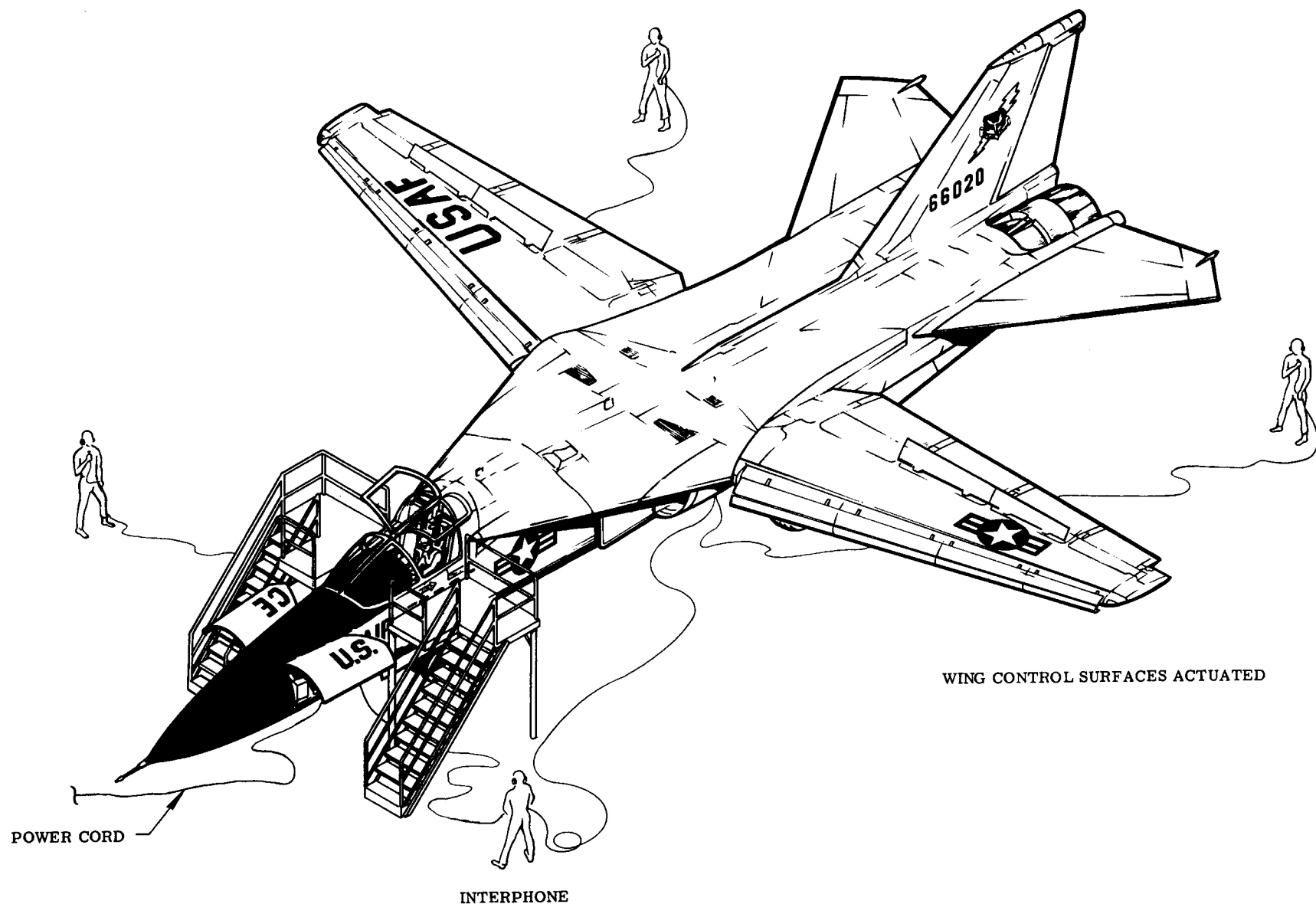
F111D PREPARATION FOR FLIGHT- INITIAL ENGINE RUN

DEPT. 178-20 & 175-30



PREPARATION FOR FLIGHT - SYSTEMS CHECKOUT

DEPT'S. 178-30 & 175-30



F-111A PREFLIGHT OPERATIONS

TAC 31-on

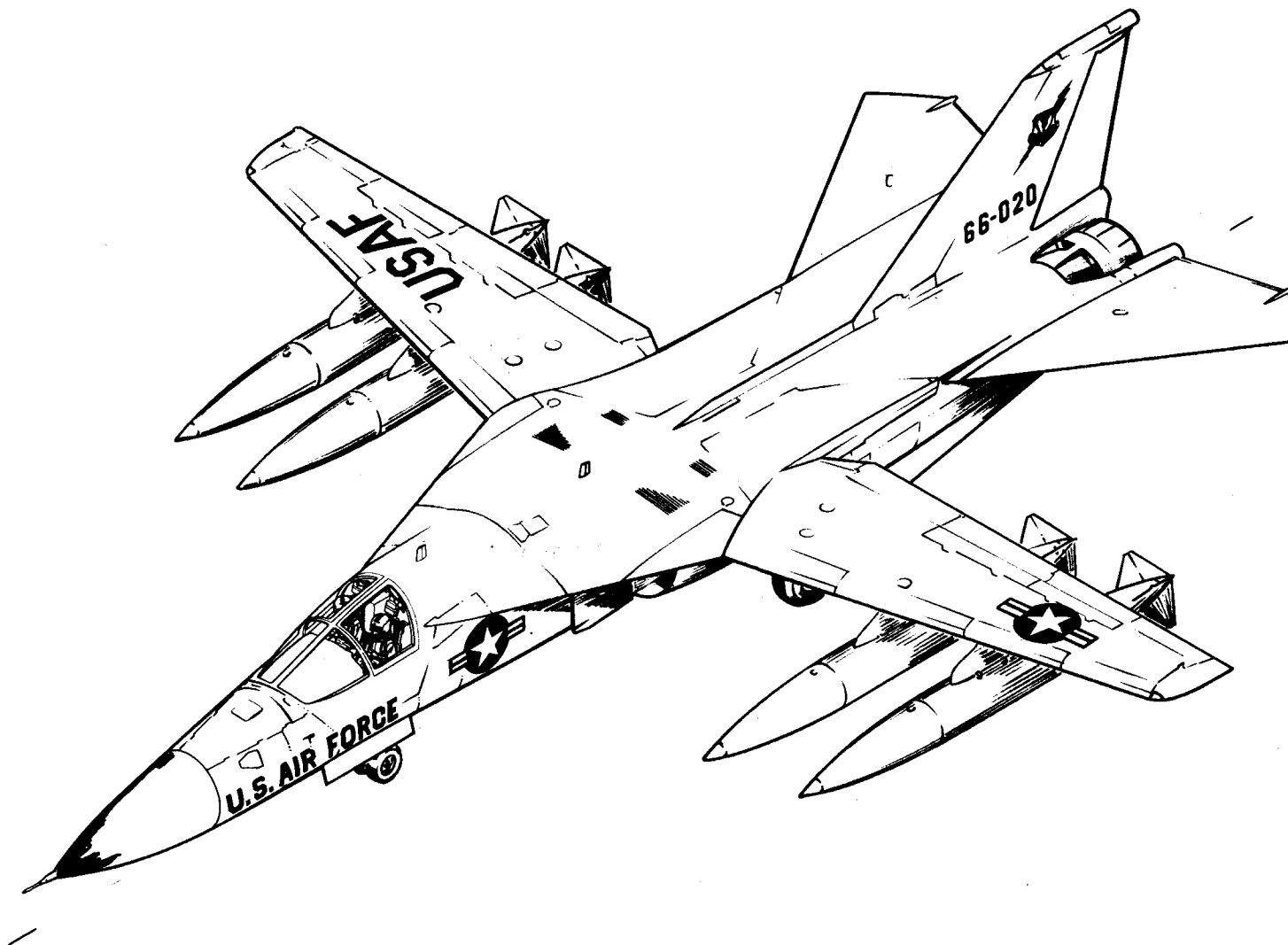





TABLE 1A - RECEIVING OPERATIONS



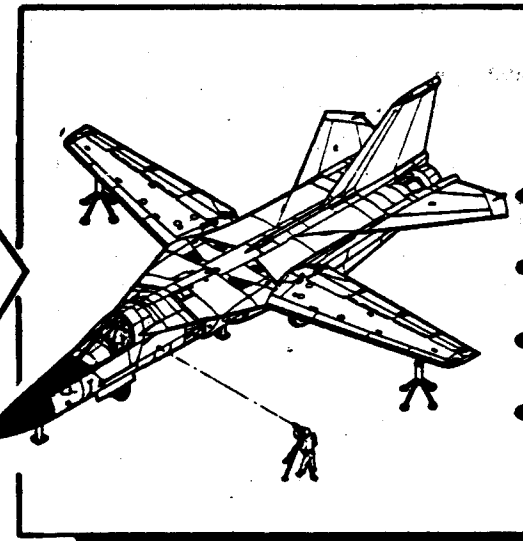
- GROUND HANDLING
- AREA INSPECTION
- SAFETY INSPECTION
- INVENTORY



- PRERUN CHECKS
- ENGINE RUN
- ELECTRICAL, MECHANICAL, HYDRAULIC, AND ELECTRONIC RECEIVING CHECKS



- DE-FUEL TANKS
- PURGE FUEL & OIL SYSTEMS
- PRESERVE ENGINES
- TOW AIRCRAFT



- POSITION AIRCRAFT
- JACK & LEVEL AIRCRAFT
- POSITION WORKSTANDS
- GROUND AIRCRAFT

TABLE 1B - PREPARATION FOR MODIFICATION

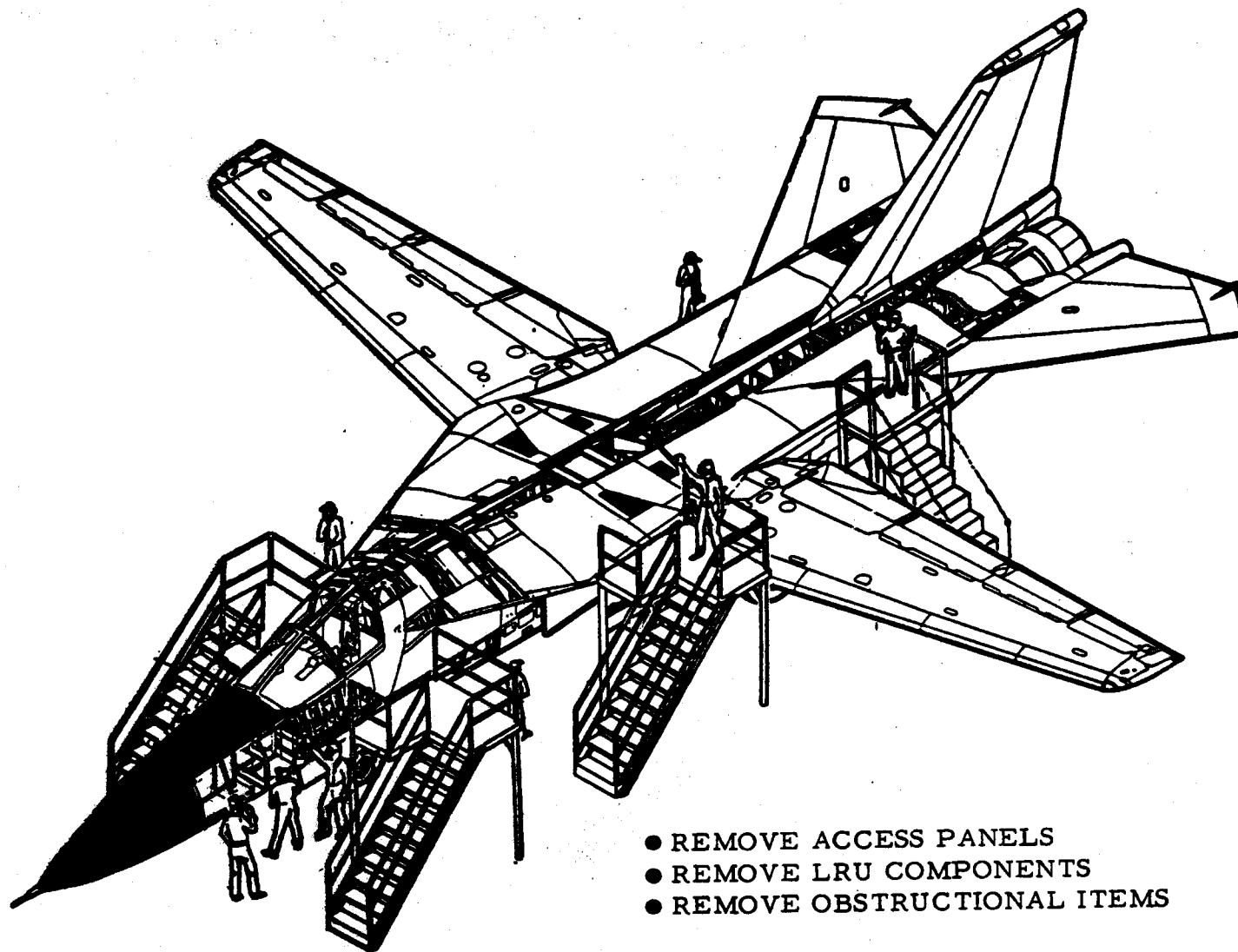
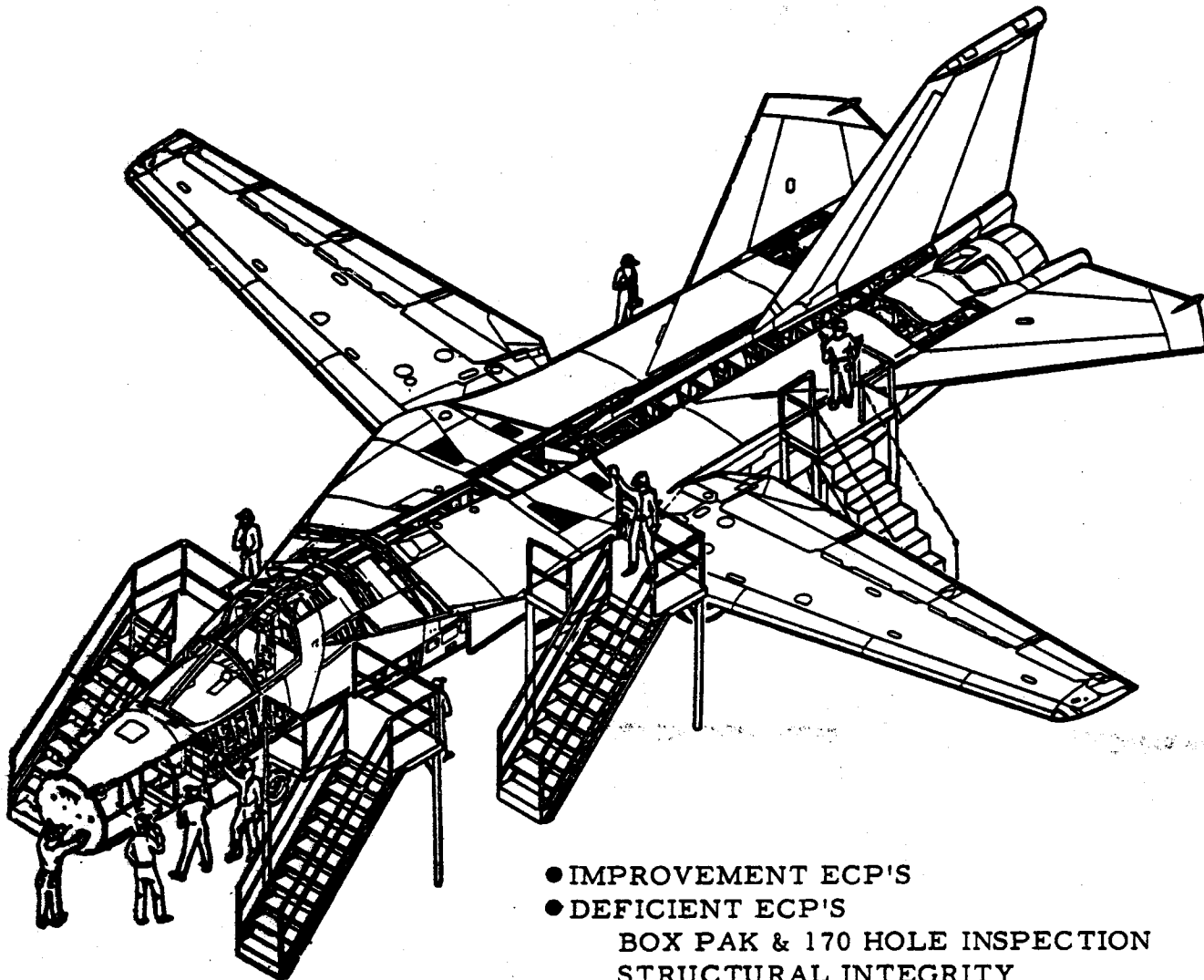
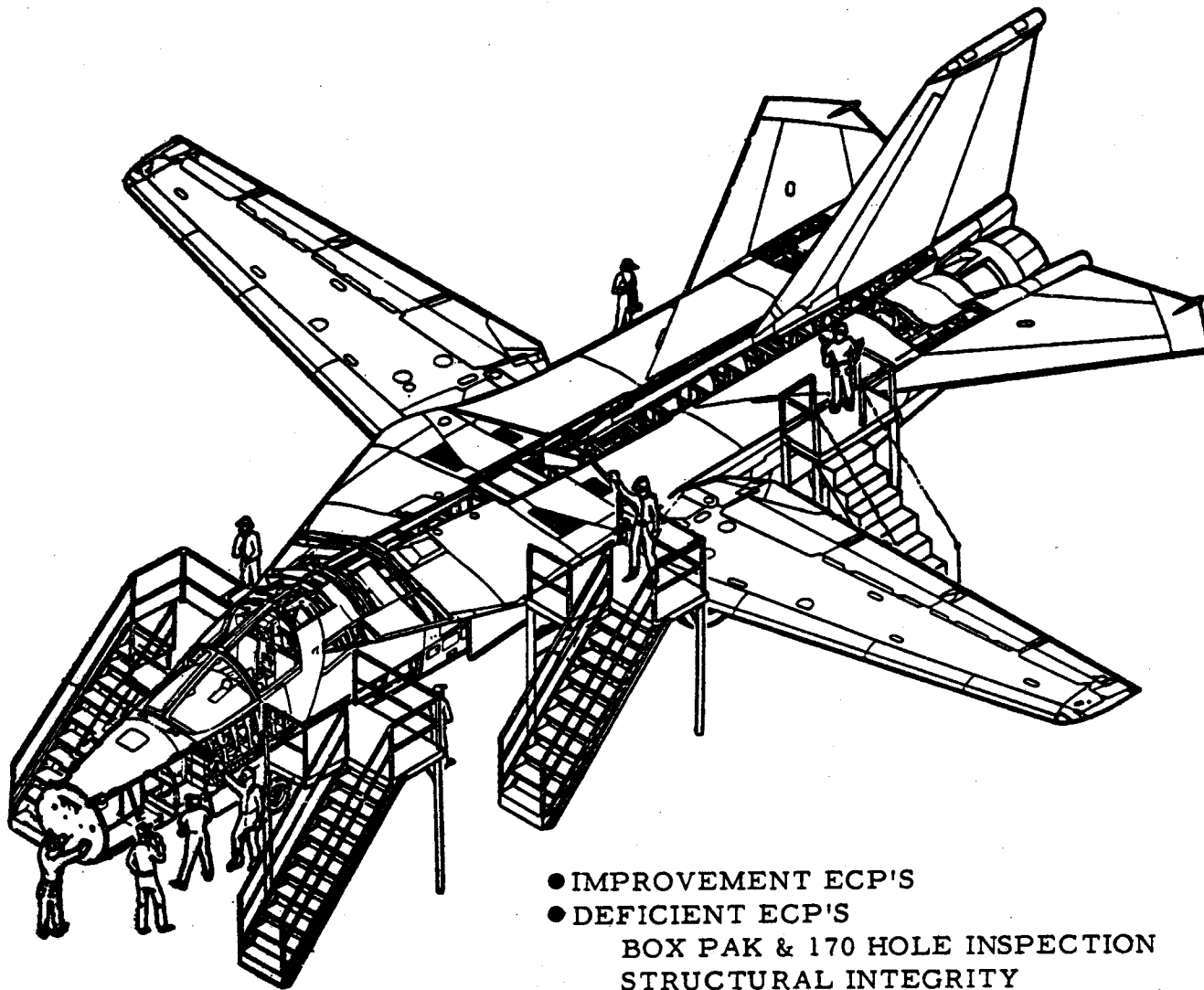


TABLE 1C - PERFORM MODIFICATION



- IMPROVEMENT ECP'S
 - DEFICIENT ECP'S
- BOX PAK & 170 HOLE INSPECTION
STRUCTURAL INTEGRITY

TABLE 1C - PERFORM MODIFICATION



● IMPROVEMENT ECP'S

● DEFICIENT ECP'S

BOX PAK & 170 HOLE INSPECTION
STRUCTURAL INTEGRITY

TABLE 1D - REINSTALL COMMON PANELS

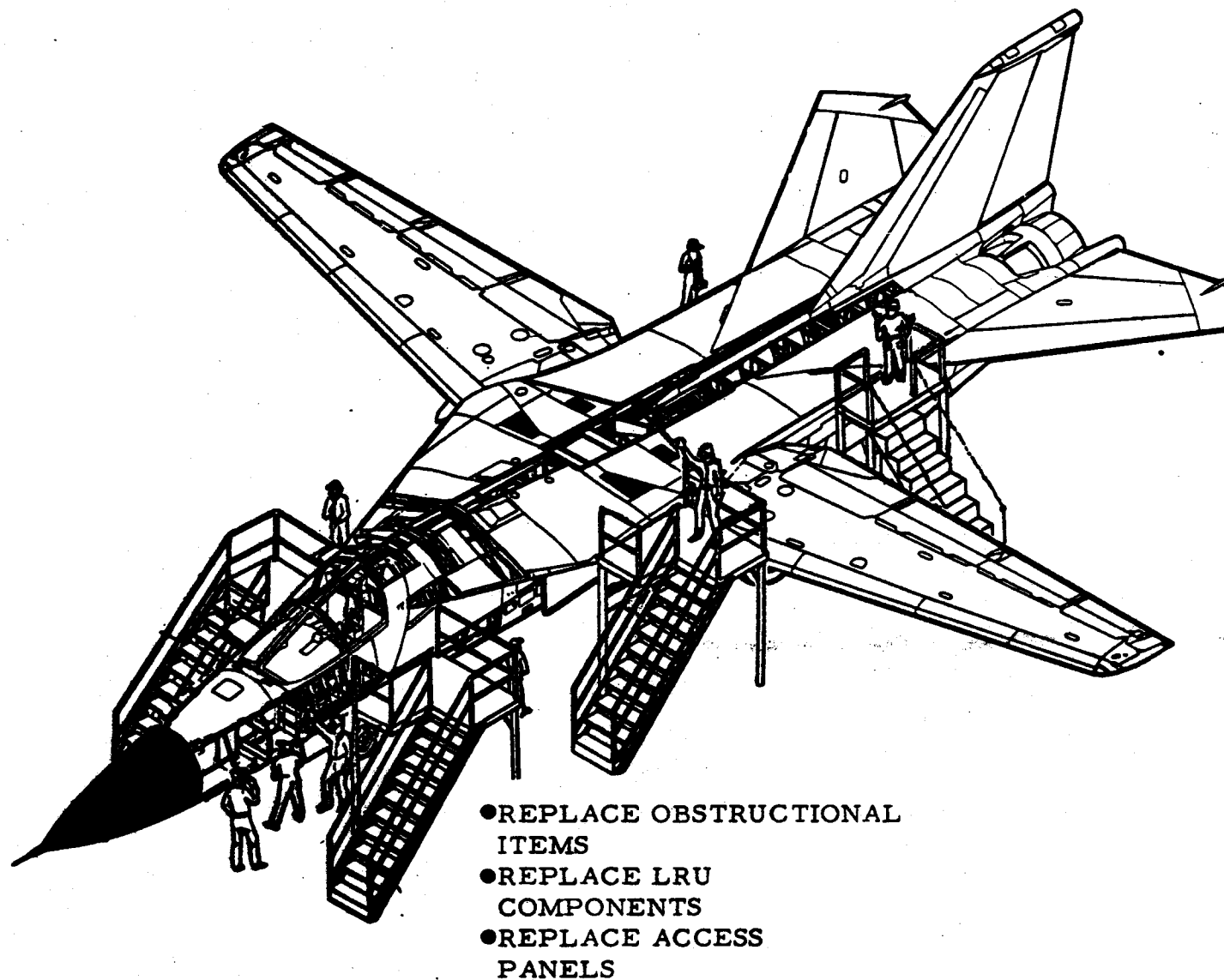
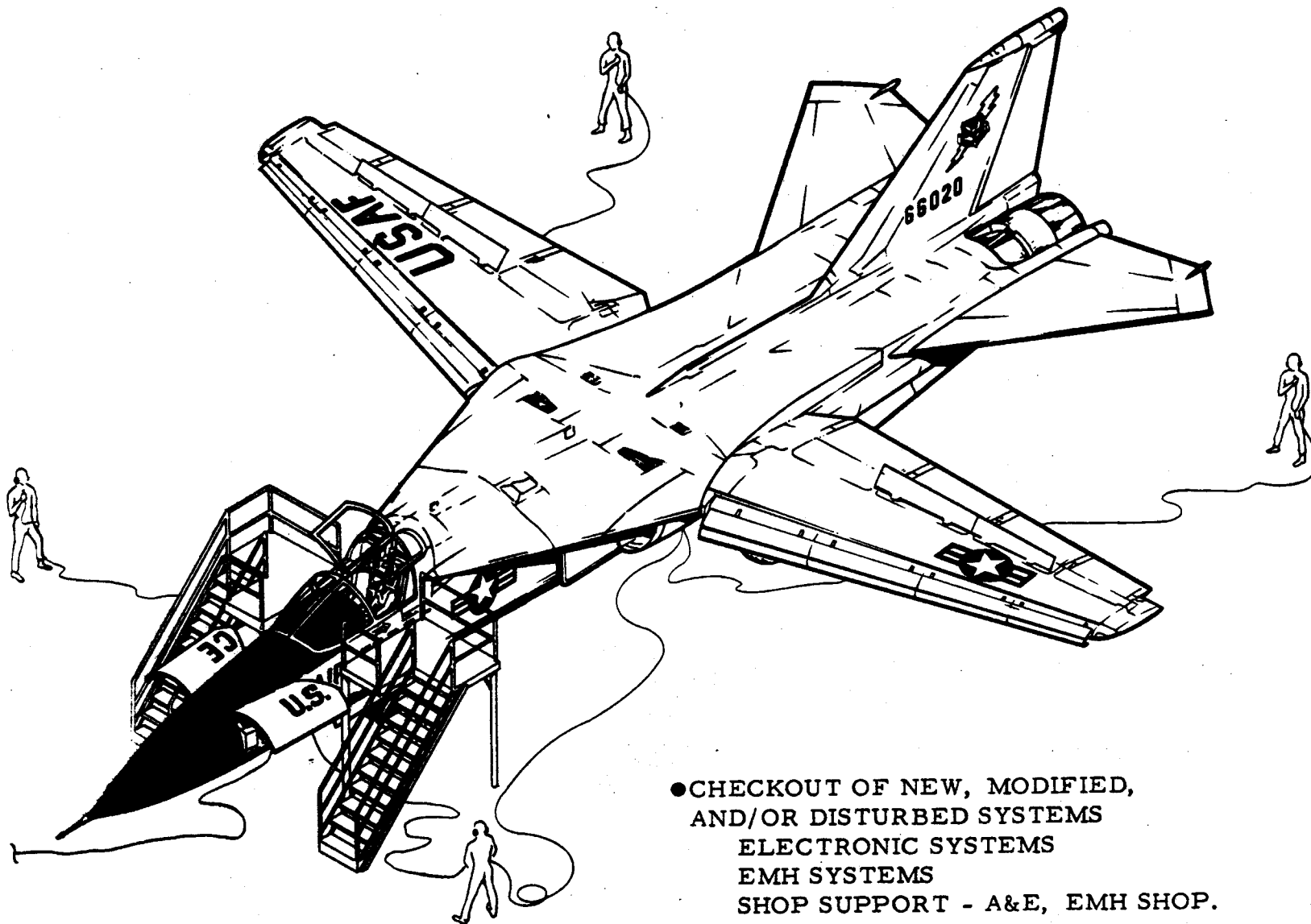



TABLE 1F - SYSTEMS OPERATIONS




- CHECKOUT OF NEW, MODIFIED,
AND/OR DISTURBED SYSTEMS
ELECTRONIC SYSTEMS
EMH SYSTEMS
SHOP SUPPORT - A&E, EMH SHOP.
- TOW AIRCRAFT


TABLE 1G - FLIGHT PREPARATION




- WEIGH AIRCRAFT
- TOW AIRCRAFT



- FUEL AIRCRAFT
- SERVICE SYSTEMS
- TOW AIRCRAFT

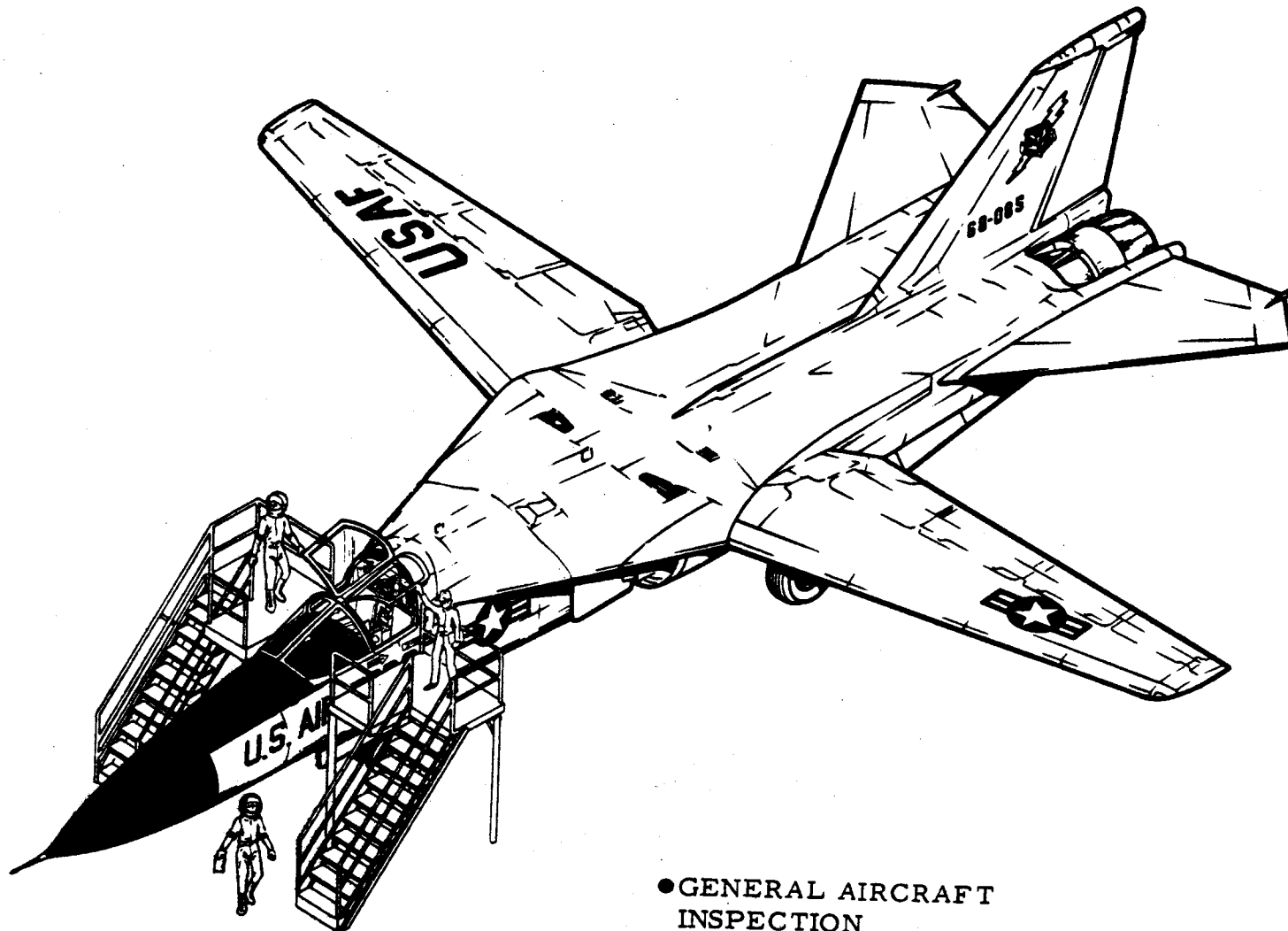


- RUN ENGINES
- CORRECT DISCREPANCIES
- SHOP SUPPORT - JEFM
- TOW AIRCRAFT



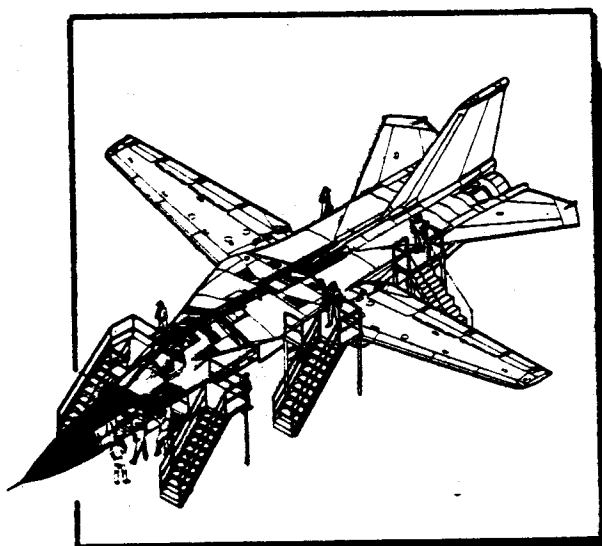
- CHECK SYSTEMS
- PREFLIGHT FORM
- SHOP SUPPORT - JEFM

TABLE 1H - FLIGHT OPERATION

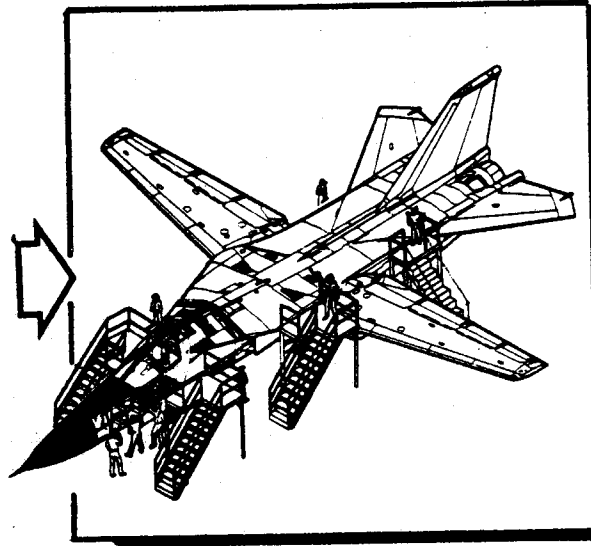


- GENERAL AIRCRAFT INSPECTION
- FLIGHT RELEASE
- F. O. D. CHECK BEFORE & AFTER FLIGHT
- POST FLIGHT OPERATION

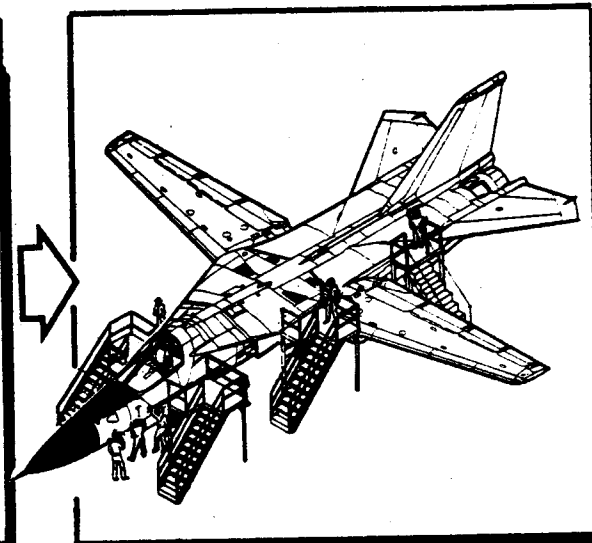
TABLE 1E - AREA INSPECTION, F.O.D., & SELLOFF



- CLEAN UP & INSPECT AIRCRAFT BY AREA.
- MASK, TOUCH UP & REPAINT AS REQUIRED
- F.O.D. CHECK
- SELLOFF AREAS TO Q.C.




- CLEAN UP & INSPECT AIRCRAFT BY AREA.
- MASK, TOUCH UP & REPAINT AS REQUIRED
- F.O.D. CHECK
- SELLOFF AREAS TO O.C.



- CLEAN UP & INSPECT AIRCRAFT BY AREAS
- MASK, TOUCH UP & REPAINT AS REQUIRED
- F.O.D. CHECK SELLOFF AREAS TO Q.C.
- REMOVE JACKS & STANDS
- TOW AIRCRAFT

GRADUALLY CLOSE UP PANELS
(FROM BACK TO FRONT)

TABLE 1L AIRCRAFT ACCEPTANCE

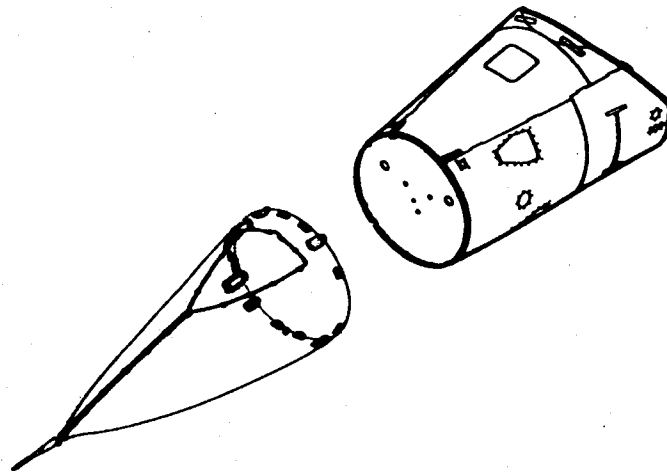


AFAI & F.O.D. CHECKS
PREFLIGHT OPERATIONS
DELIVERY OPERATIONS

5-74

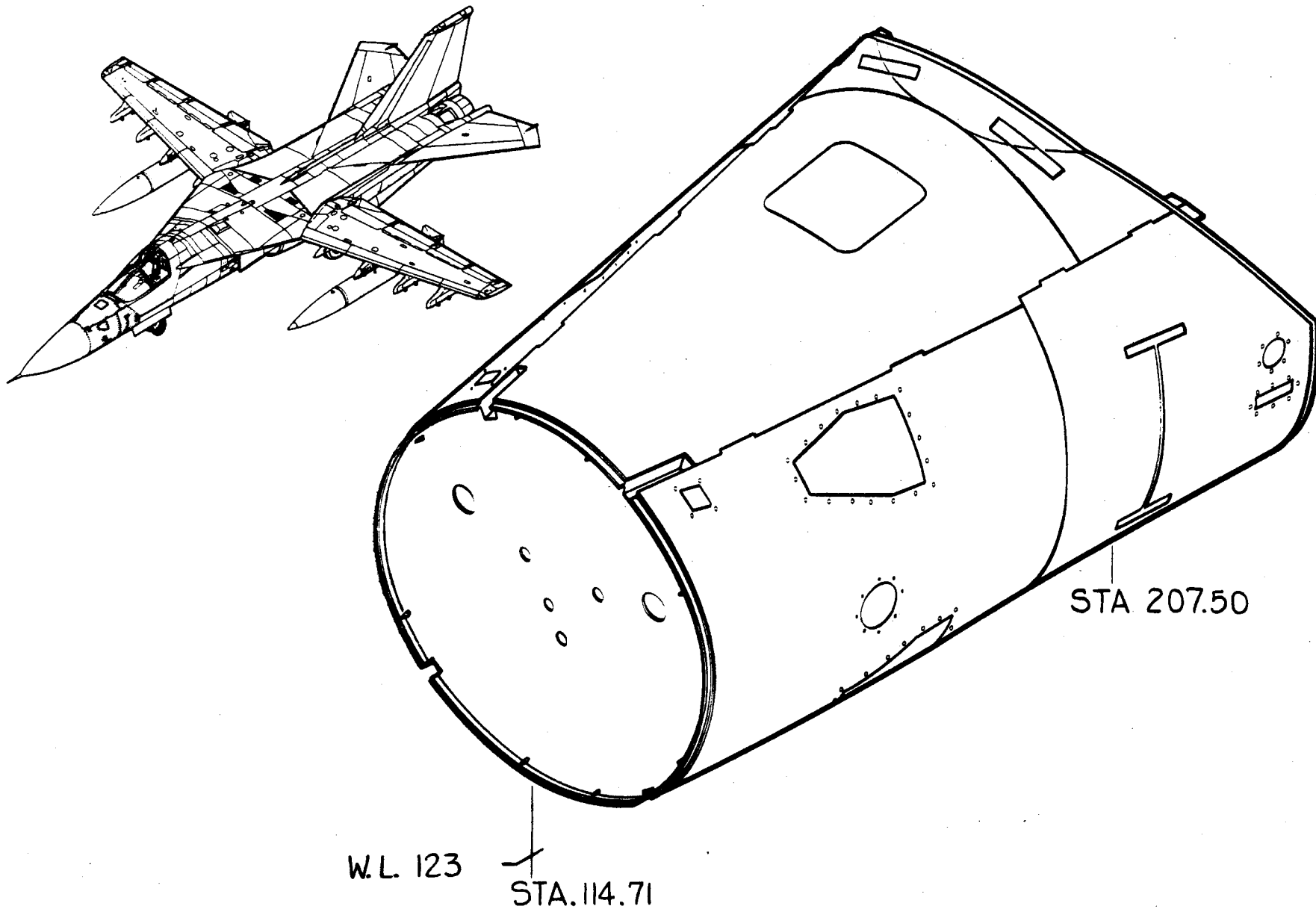
MANUFACTURING ENGINEERING
ST-931-16 22 January 1969
FW69/403/VC-50-10

FORWARD ELECTRONICS BAY



F-111A FORWARD ELECTRONICS BAY

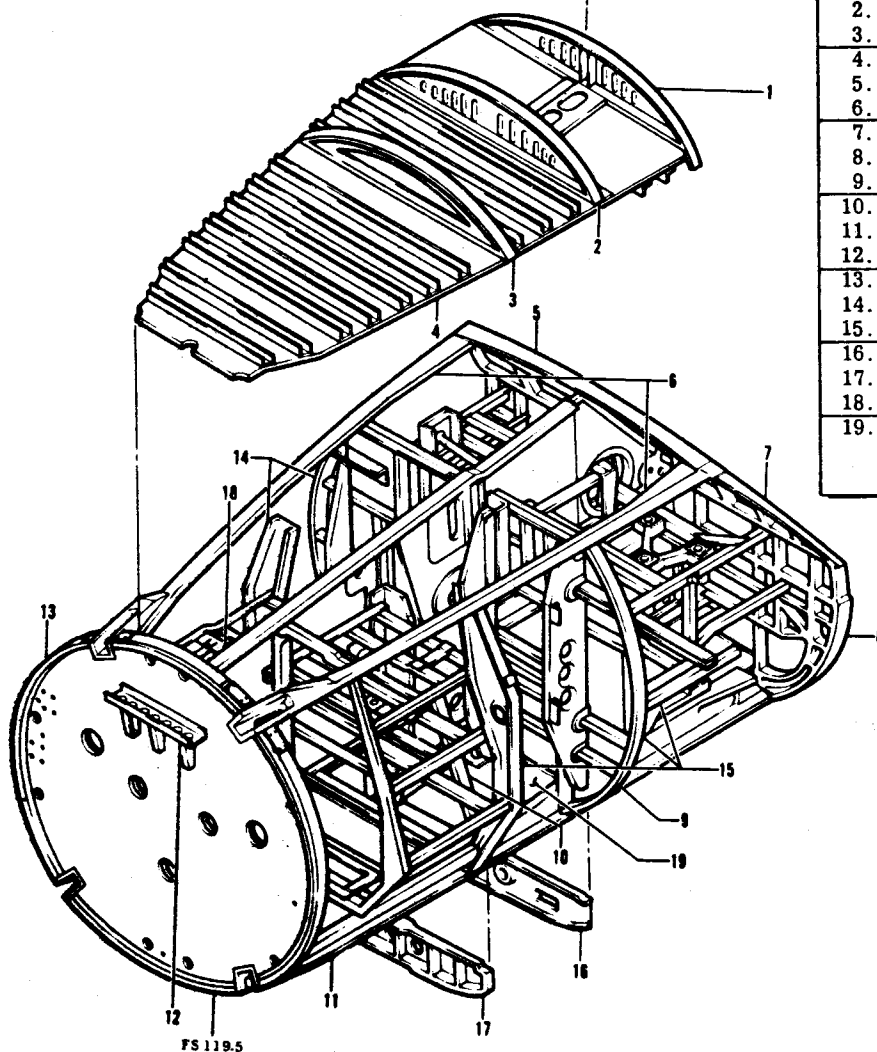
COMPOSITE - TAC 31-ON



F.111A FWD. ELECTRONICS BAY STRUCT.

TAC 19-on

FS 207.5



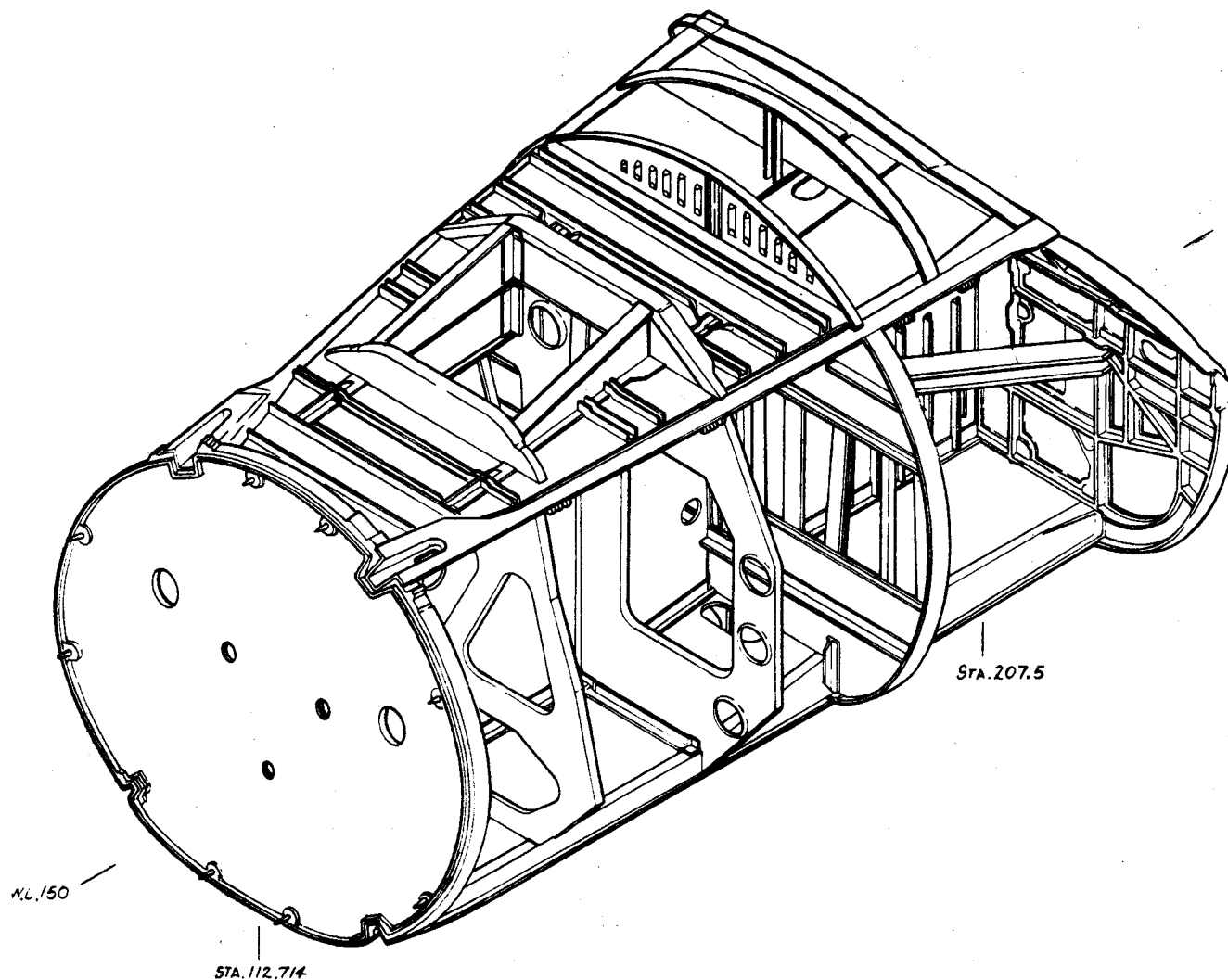
FS 119.5

1.	12B11240	FRAME
2.	12B11231	BULKHEAD
3.	12B11220	BULKHEAD
4.	12B11335	FLOOR
5.	12B2052	FORMER
6.	12B11120	LONGERON
7.	12B2550	BULKHEAD
8.	12B11250	BULKHEAD
9.	12B11230	BULKHEAD
10.	12B11221	BULKHEAD
11.	12B11110	LONGERON
12.	12E021	BRACKET ASSEMBLY
13.	12B2011	BULKHEAD
14.	12E2053	RIGHT EQUIPMENT BAY
15.	12E2052	LEFT EQUIPMENT BAY
16.	12B11233	BULKHEAD
17.	12B11222	BULKHEAD
18.	12B11410	BEAM
19.	12B11330	PLATFORM

MANUFACTURING ENGINEERING
ST-644-48 2 January 1969

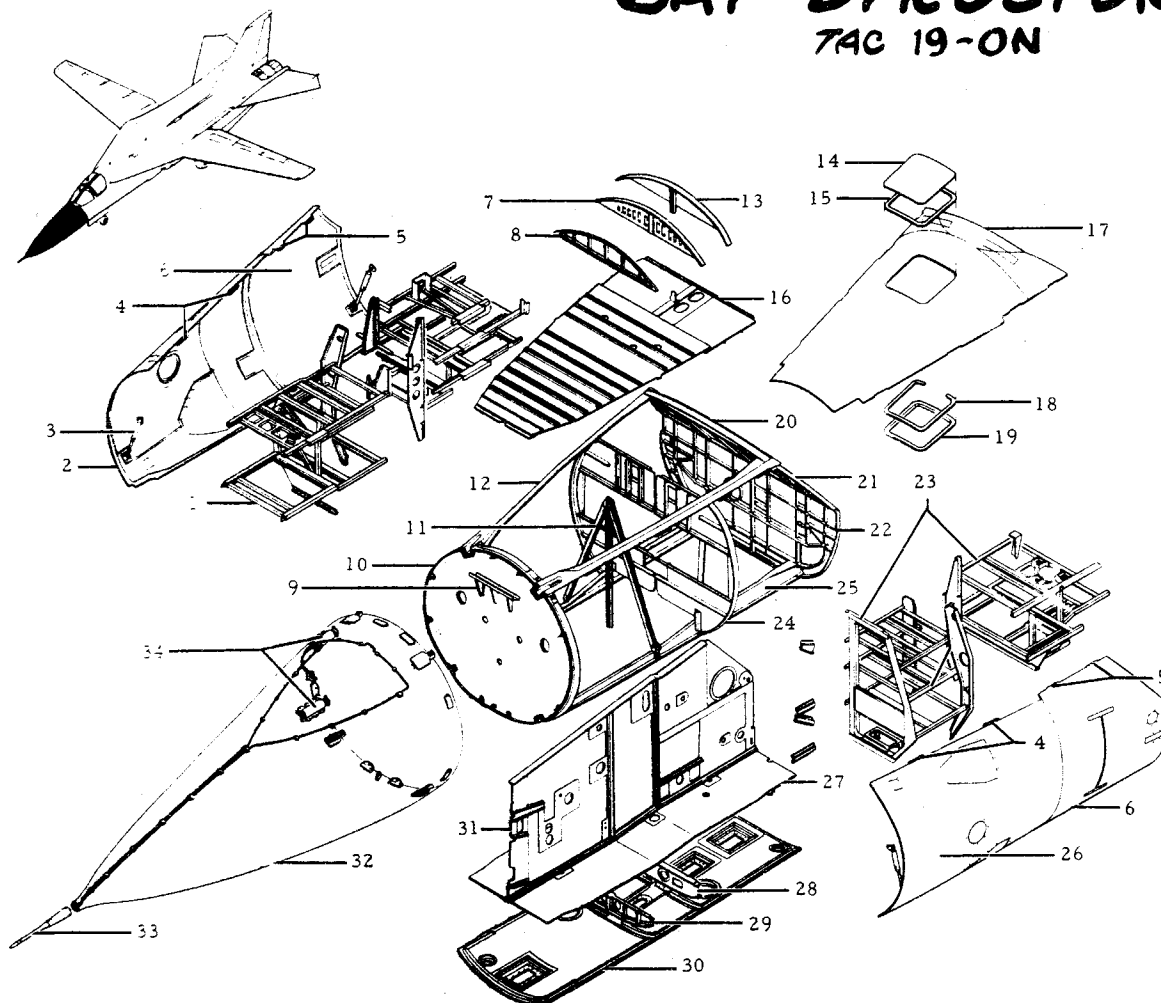
FB-111 FWD. ELECTRONICS BAY STRUCTURE COMPOSITE

12B40009



F-111A FORWARD ELECTRONICS BAY STRUCTURE

TAC 19-ON

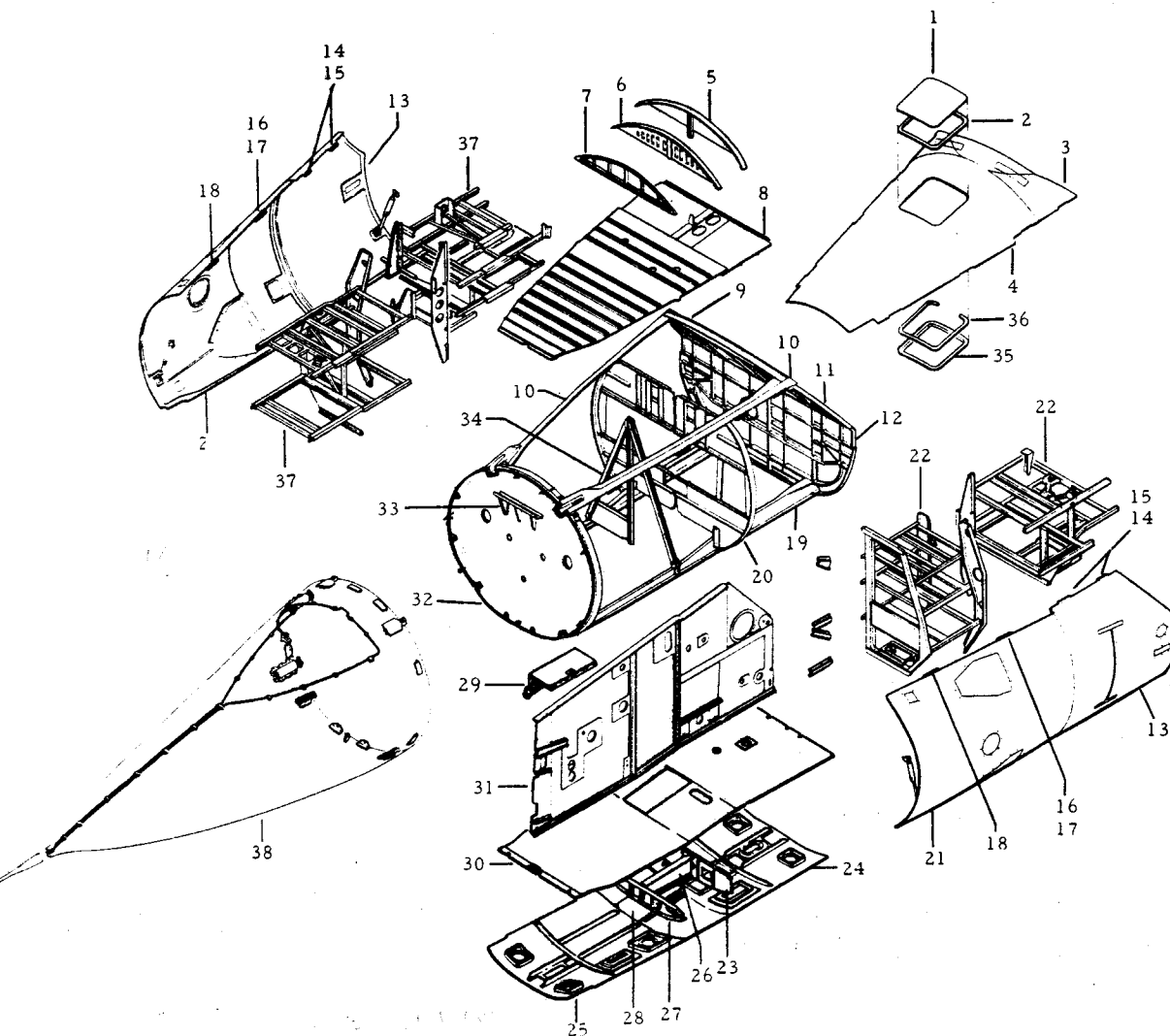


	12B11008 12B005	Assembly Installation
1.	12E2053	Support Instl. Equipment Bay R/H
2.	12B11514	Fwd. Equip. Door L.R.
3.	12B5013	Support Assy.
4.	12B11513	Hinge
5.	12B11522	Hinge
6.	12B11521	Aft Equip. Door - L.R.
7.	12B11231	Upper Frame
8.	12B11220	Upper Frame
9.	12E021	Bracket Instl.
10.	12B2011	Mach. Bhd. Sta. 119.5
11.	12B11221	Bhd. Center-Station Assy. of Sta. 155.5
12.	12B11120	Longeron L/R
13.	12B11240	Upper Frame
14.	12B5040	Upper Radome ADF
15.	12B3013	Seal
16.	12B11335	Floor-Upper Sta. 119.5-194
17.	12B11320	Upper Skin Sta. 180-Aft
18.	12B3012	Spacer ADF Antenna
19.	12B3011	Frame
20.	12B2052	Frame Upper Sta. 184.7
21.	12B2550	Mach. Bhd. Canted Sta. 207.5
22.	12B11250	Mach. Bhd. Lower
23.	12E2052	Support Instl. Equip. Bay L/H
24.	12B11230	Bhd. Assy. Sta. 172
25.	12B11110	Longeron L/R
26.	12B11514	Fwd. Equip. Door - L.R.
27.	12B11330	Lower Platform
28.	12B11233	Lower Frame
29.	12B11222	Lower Frame
30.	12B11531	Radome Antenna Bay (TAC 31, 32, 34-36)
30.	12B11532	Radome Antenna Bay (TAC 33, 37 and On)
31.	12B11410	Center Beam
32.	12E2010	Nose Radome Instl. (Ref.)
33.	12H710	Probe Instl. - Pitot Static (Ref.)
34.	12B7010	Hinge, Radome (Ref.)
35.	12B11310	Upper Skin Sta. 119.50 Aft

MANUFACTURING ENGINEERING
ST-644-13A Rev. 12 June 1969

F-111E FWD ELECTRONICS BAY BREAKDOWN

A1, 160-ON

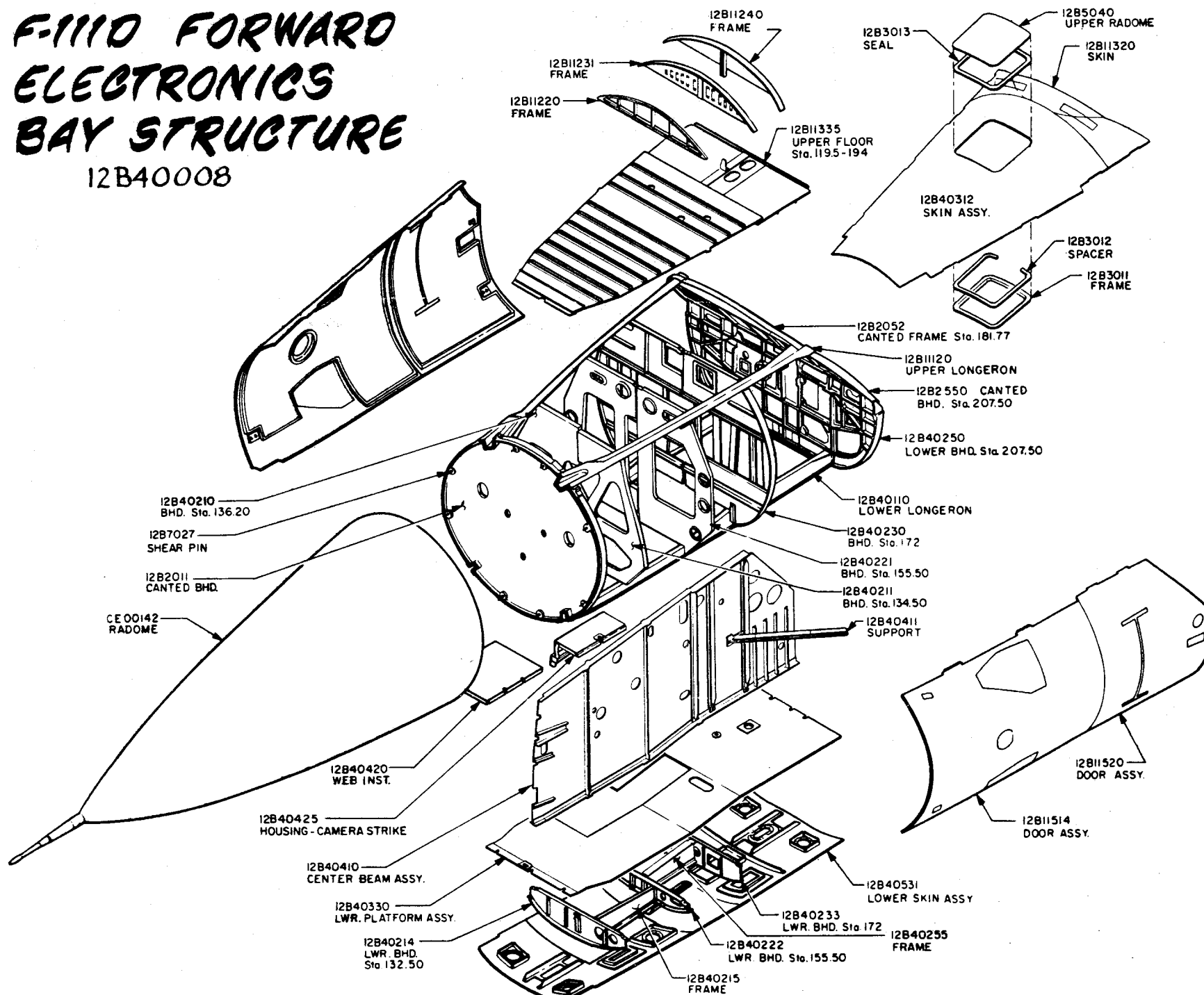


	12B11008	Equipment Bay - Assy. of
1.	12B5040	Radome
2.	12B3013	Seal
3.	12B11320	Upper Skin Sta. 180-Aft
4.	12B11310	Upper Skin (19-36)
	12B11311	Upper Skin (37-ON)
5.	12B11240	Upper Frame
6.	12B11231	Upper Frame
7.	12B11220	Upper Frame
8.	12B11335	Floor - Upper (Sta. 119.5-194)
9.	12B2052	Frame Upper (Sta. 184.7)
10.	12B11120	Longeron L/R
11.	12B2550	Mach. Bhd, Canted (Sta. 207.5)
12.	12B11250	Machined Bulkhead Lower
13.	12B11521	Aft, Equipment Door - L/R
14.	12B11522	Hinge Half
15.	12B11522	Hinge Half
16.	12B11513	Hinge Half
17.	12B11513	Hinge Half
18.	12B11513	Hinge Half
19.	12B11110	Longeron - L/R
20.	12B11230	Bulkhead Assembly Sta. 172
21.	12B11514	Fwd, Equipment Door - L/R
22.	12E2052	Left Equipment Bay Support Installation
23.	12B40233	Bulkhead Assy. of
24.	12B40532	Lower Skin Assy.
25.	12B40531	Lower Skin Assy.
26.	12B40225	Frame Assy. of
27.	12B40222	Bulkhead Assy. of
28.	12B40550	Door Assy. of
29.	12B11425	Housing Instl.
30.	12B11330	Platform
31.	12B11410	Beam Assy. of
32.	12B2011	Bulkhead
33.	12E021	Bracket
34.	12B11221	Bulkhead Center Station
35.	12B3011	Frame
36.	12B3012	Spacer ADF Antenna
37.	12E2053	Support Instl. Equipment Bay
38.	12E2010	Nose Radome (Ref.)

MANUFACTURING ENGINEERING
ST-644-41A Rev. 12 June 1969

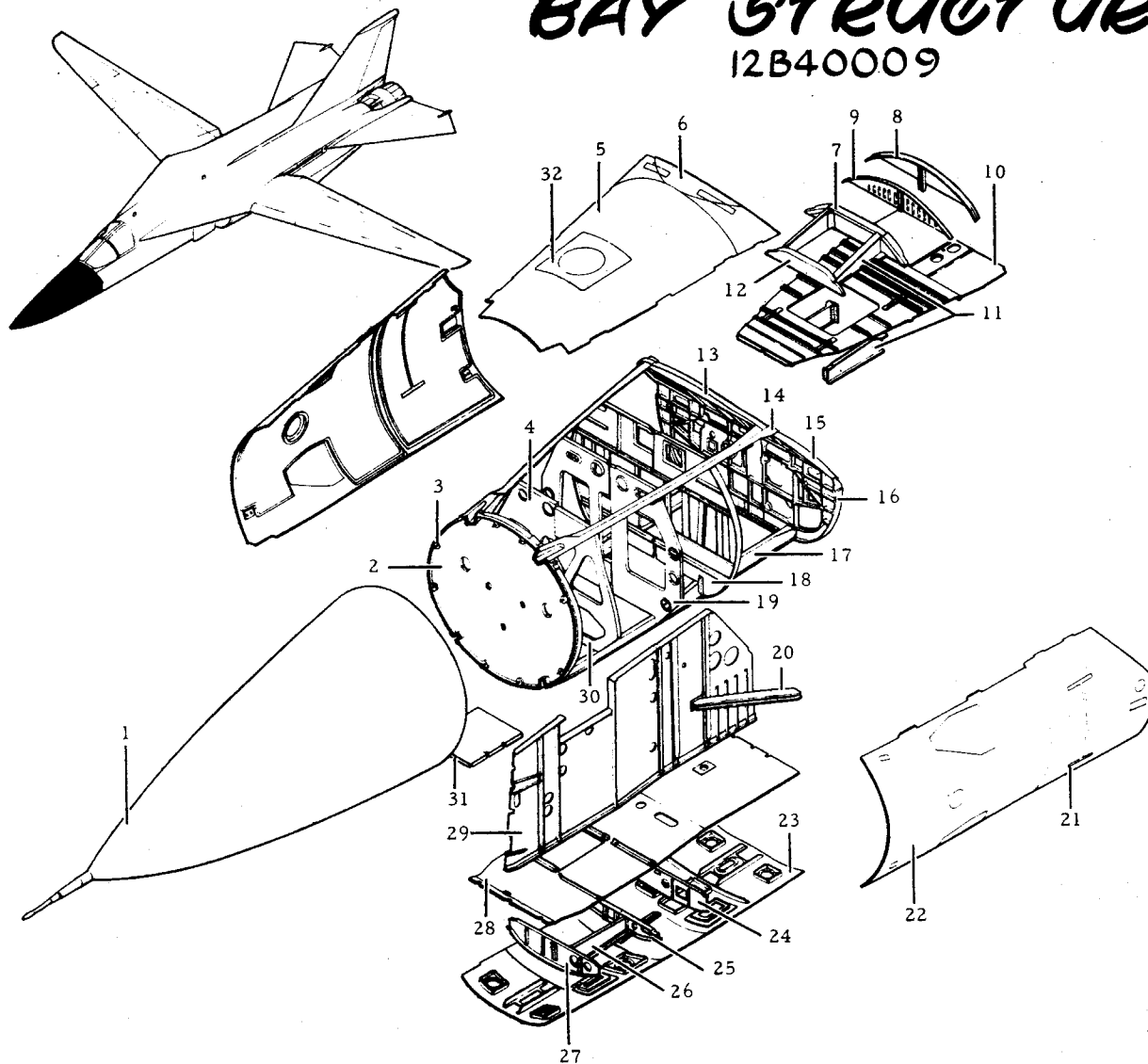
F-111D FORWARD ELECTRONICS BAY STRUCTURE

12B40008



FB-111A FORWARD ELECTRONICS BAY STRUCTURE

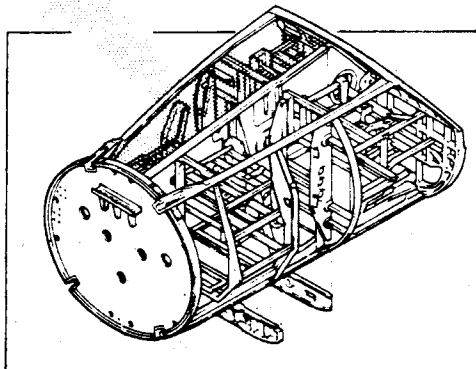
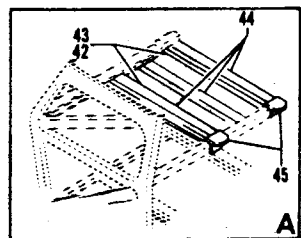
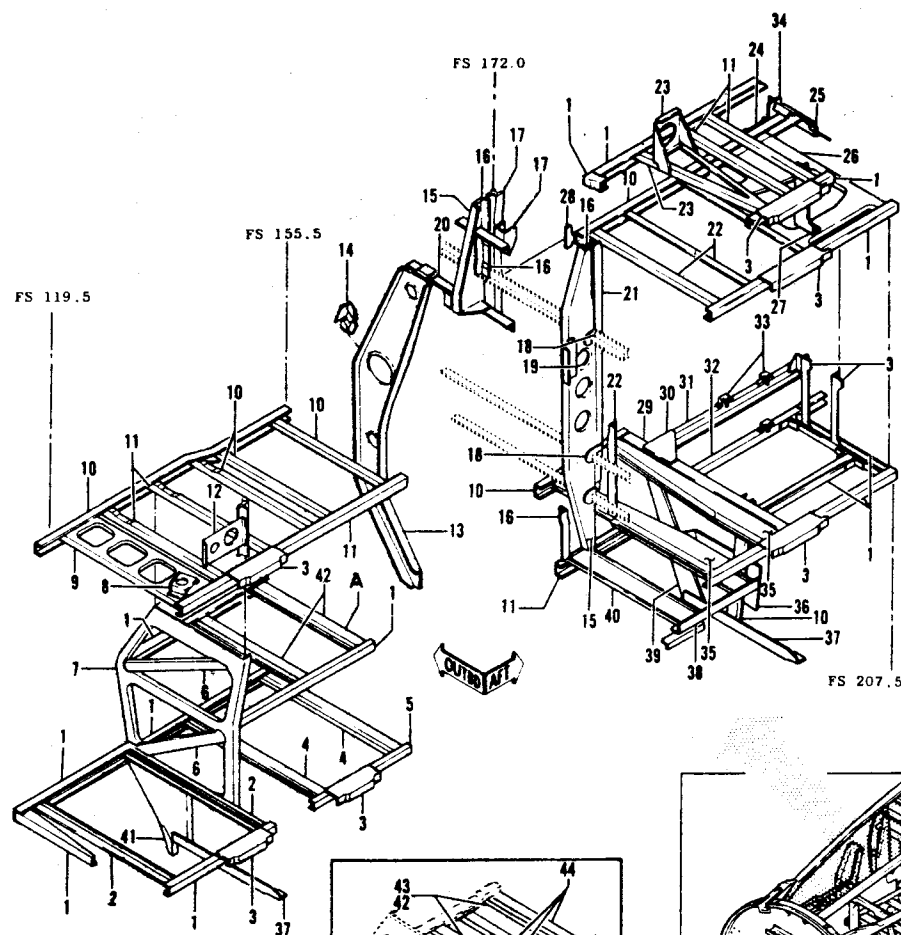
12B40009



	12B40009	Assembly
	12B40050	Installation
1.	CE00142	Radome (Ref.)
2.	12B2011	Canted Bhd.
3.	12B7027	Shear Pin
4.	12B40210	Bhd. Sta. 136.20
5.	12B40310	Skin Assy. of
6.	12B11320	Upper Skin
7.	12B40220	Bhd. Sta. 155.50
8.	12B11240	Frame Sta. 180
9.	12B11231	Frame Sta. 172
10.	12B11335	Floor Upper
11.	12B40218	Beam
12.	12B40212	Bhd. Sta. 136.20
13.	12B2052	Canted Frame Sta. 181.77
14.	12B11120	Upper Longeron
15.	12B2550	Canted Bhd. Sta. 207.50
16.	12B40250	Lower Bhd. Sta. 207.50
17.	12B40110	Lower Longeron
18.	12B40230	Bhd. Sta. 172
19.	12B40221	Bhd. Sta. 155.50
20.	12B40412	Beam
21.	12B11521	Door Assy.
22.	12B11514	Door Assy.
23.	12B40531	Lower Skin Assy.
24.	12B40233	Lwr. Bhd. Sta. 172
25.	12B40222	Lower Bhd. Sta. 155.50
26.	12B40215	Frame
27.	12B40214	Lower Bhd. Sta. 132.50
28.	12B40330	Lwr. Platform Assy.
29.	12B40410	Center Beam Assy.
	12B40413	Support
	12B40414	Support
	12B40416	Support
	12B40417	Support
	12B40418	Support
30.	12B40211	Bhd. Sta. 134.50
31.	12B40420	Web Instl.
32.	12B40540	Cover, Astro Compass

F111A SUPPORT INSTL. - R.H. EQUIP. BAY - 12E2053

TAC 19-on

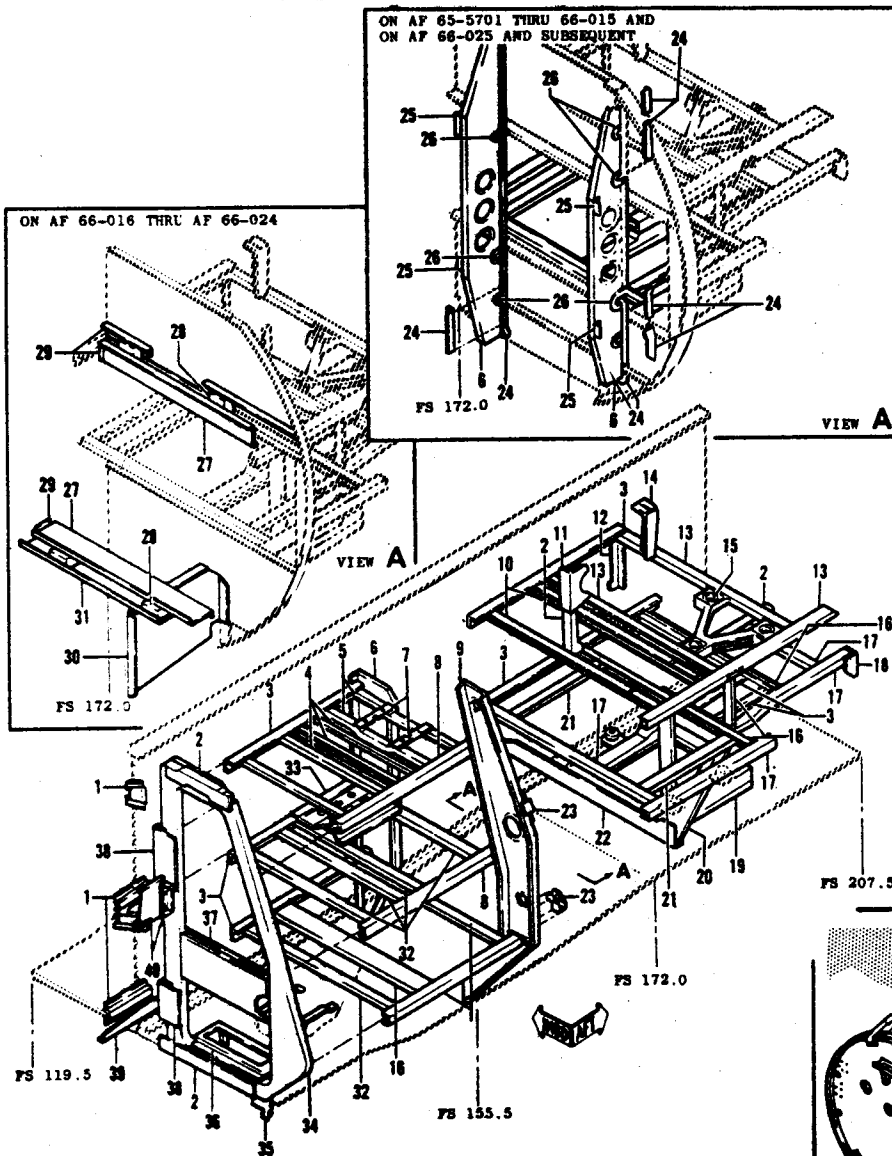


1	12E123	SUPPORT
2	12E123	SUPPORT
3	12E123	SUPPORT
4	12E123	SUPPORT
5	12E123	SUPPORT
6	12E2123	SUPPORT
7	12E120	SUPPORT
8	12E125	SUPPORT
9	12E174	SUPPORT
10	12E2123	SUPPORT
11	12E123	SUPPORT
12	12E125	SUPPORT
13	12E2056	SUPPORT
14	12E2101	SUPPORT
15	12E2101	SUPPORT
16	12E2101	SUPPORT
17	12E2101	SUPPORT
18	12E2101	DOUBLER
19	12E2101	SUPPORT
20	12E2101	SUPPORT
21	12E2101	SUPPORT
22	12E123	SUPPORT
23	12E2124	SUPPORT
24	12E123	SUPPORT
25	12E2074	FITTING
26	12E122	SUPPORT
27	12E127	SUPPORT
28	12E2075	FITTING
29	12E2123	SUPPORT
30	12E2123	PLATE
31	12E2123	SUPPORT
32	12E121	SUPPORT
33	12E2123	SUPPORT
34	12E2123	SUPPORT
35	12E121	SUPPORT
36	12E2123	WEB
37	12E2123	SUPPORT
38	12E123	SUPPORT
39	12E2123	SUPPORT
40	12E123	SUPPORT
41	12E2123	SUPPORT
42	12E123	SUPPORT
43	12E123	SUPPORT
44	12E123	SUPPORT
45	12E123	SUPPORT

1d	ON AF 66-013 THRU AF 67-114
2d	ON AF 66-025 THRU AF 67-114
3d	ON AF 65-5701 THRU AF 66-012
4d	ON AF 66-013 THRU AF 66-021 AND ON AF 67-115 AND SUBSEQUENT
5d	ON AF 65-5701 THRU AF 66-021 AND ON AF 67-115 AND SUBSEQUENT

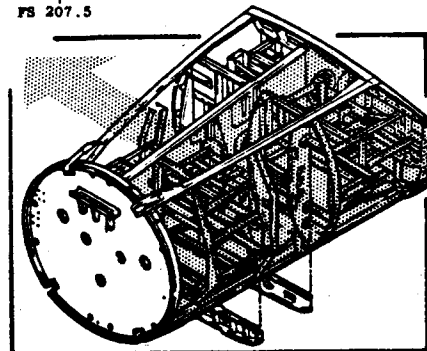
F-111A SUPPORT INSTL. - L.H. EQUIP. BAY - 12E2052

TAC 19-ON



1	12E173	SUPPORT
2	12E2105	SUPPORT
3	12E105	SUPPORT
4	12E105	SUPPORT CHANNEL
5	12E103	SUPPORT
6	12E2101	SUPPORT
7	12E102	MOUNTING RAIL
8	12E105	SUPPORT
9	12E2056	SUPPORT
10	12E172	SUPPORT
11	12E105	SUPPORT
12	12E184	SUPPORT
13	12E105	SUPPORT
14	12E104	SUPPORT
15	12E106	CASTING (MACHINED)
16	12E105	SUPPORT
17	12E2105	SUPPORT
18	12E2105	SUPPORT
19	12E133	SUPPORT ASSEMBLY
20	12E101	SUPPORT
21	12E1080	SUPPORT
22	12E2105	SUPPORT
23	12E2101	SUPPORT
24	12E2101	SUPPORT
25	12E2101	SUPPORT
26	12E2101	DOUBLER
27	12E2131	SUPPORT
28	12E2079	CUP
29	12E2131	SUPPORT
30	12E2131	SUPPORT
31	12E2131	SUPPORT
32	12E105	SUPPORT
33	12E105	SUPPORT
34	12E100	SUPPORT
35	12E2105	SUPPORT
36	12E2079	SUPPORT ASSEMBLY
37	12E105	SUPPORT
38	12E105	SUPPORT
39	12E173	SUPPORT
40	12E1056	SUPPORT

1c	ON AF 65-5701 THRU AF 66-015
	AND ON AF 66-025 AND SUBSEQUENT
2c	ON AF 66-016 THRU AF 66-024



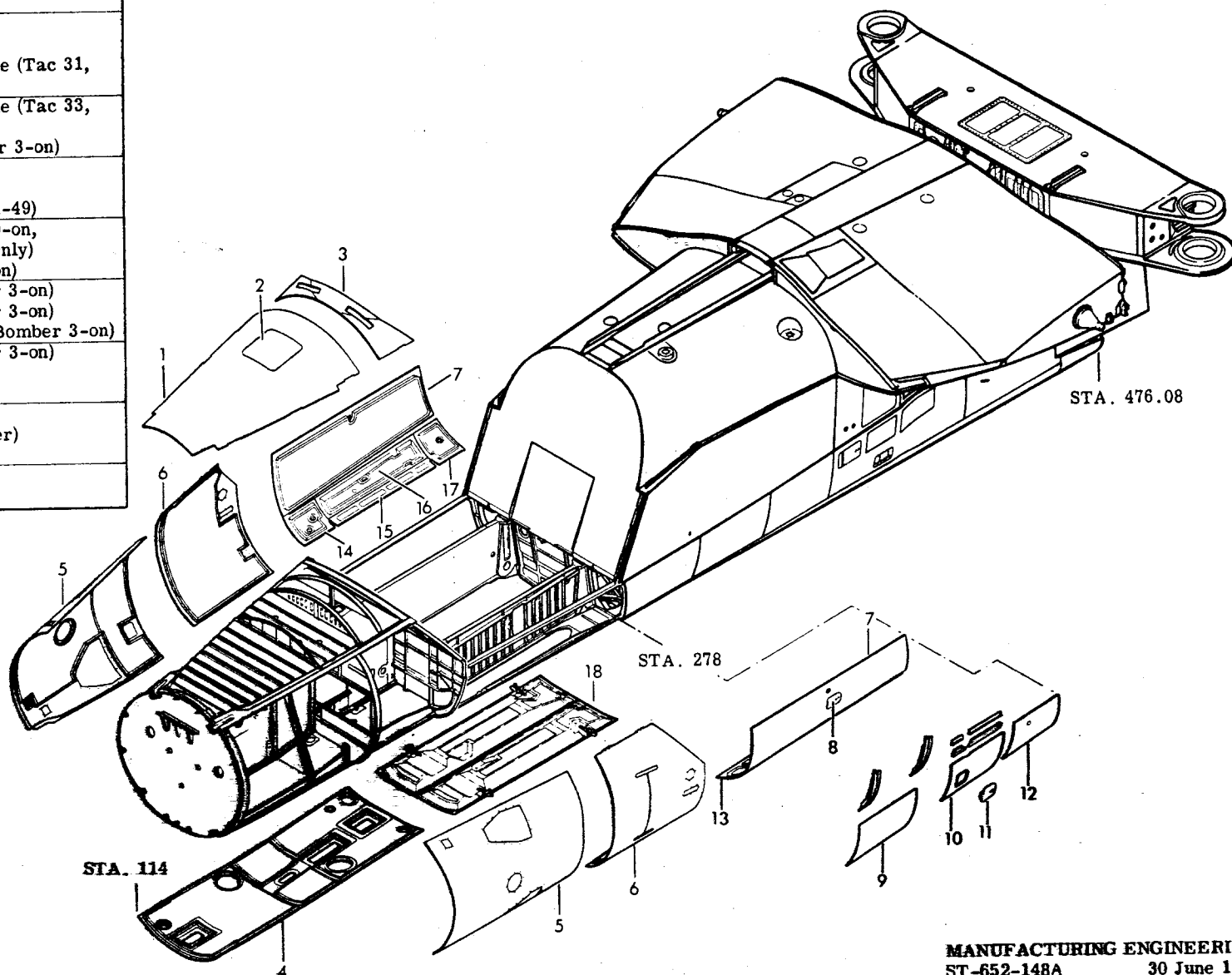
MANUFACTURING ENGINEERING
ST-644-50 6 February 1969

F-111 FWD. FUSE. - SKIN PANEL DETAIL

F.S. 114 - 278

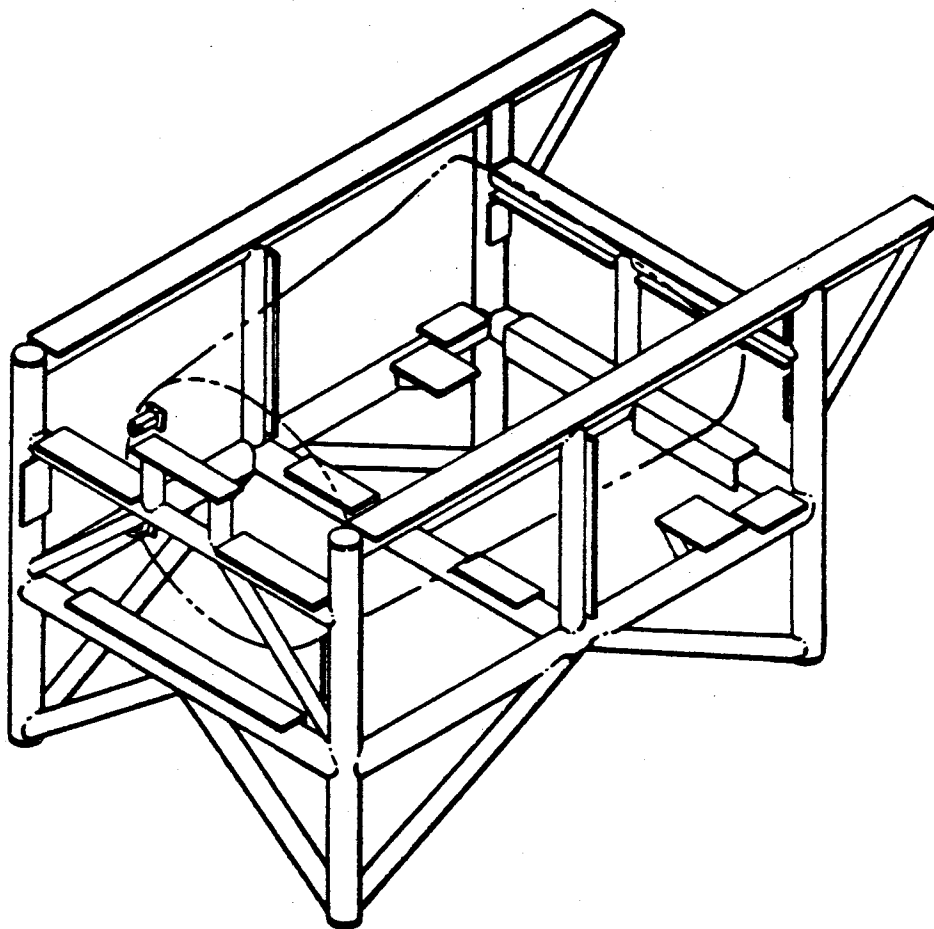
TAC 31-on, BOMBER 3-on

1.	12B11310	Upper Panel (Tac)
1.	12B40310	Upper Panel (Bomber)
2.	12B11540	Door (Tac)
2.	12B40540	Door (Bomber)
3.	12B11320	Skin - Upper
4.	12B11531	Skin - Lwr., Radome (Tac 31, 32, 34-36)
4.	12B11532	Skin - Lwr., Radome (Tac 33, 37-on)
4.	12B40531	Skin - Lwr. (Bomber 3-on)
5.	12B11514	Door - Fwd. L/R
6.	12B11421	Door - Aft L/R
7.	12B5051	Cover - L/R (Tac 31-49)
7.	12B5053	Cover - L/R (Tac 50-on, Bomber 3-on - RH Only)
8.	12B5052	Door - LH (Tac 31-on)
9.	12B5054	Cover - LH (Bomber 3-on)
10.	12B5055	Cover - LH (Bomber 3-on)
11.	12B5057	Access Door - LH (Bomber 3-on)
12.	12B5056	Cover - LH (Bomber 3-on)
13.	12B3043	Skin - LH
14.	12B3046	Skin - RH
15.	12F4101	Cover - L/R (Tac)
15.	12F4083	Cover - L/R (Bomber)
16.	12B3044	Skin - L/R
17.	12B3045	Skin - L/R
18.	12L060	N.L.G. Doors



MANUFACTURING ENGINEERING
ST-652-148A 30 June 1969

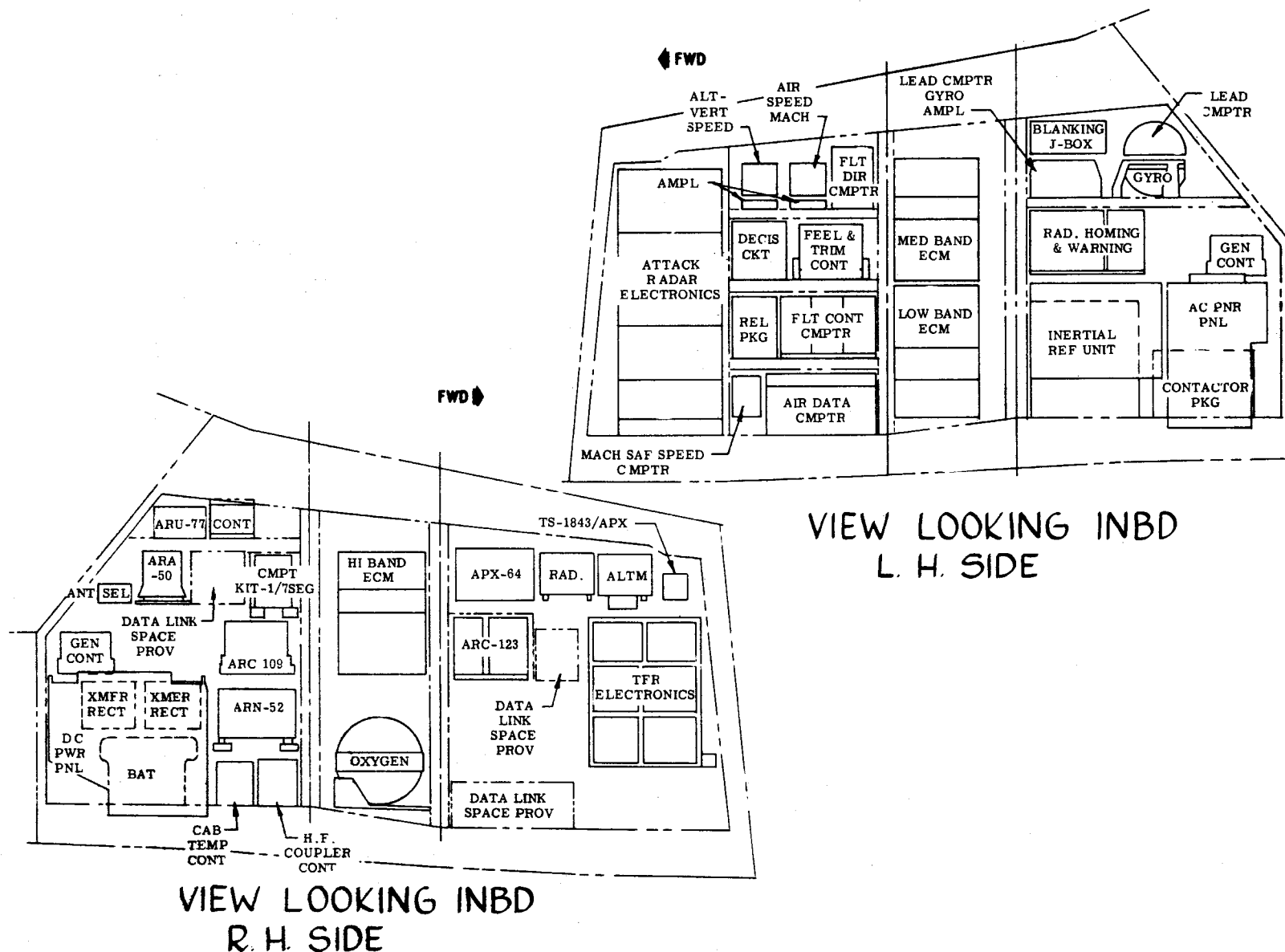
*FWD. ELECTRONICS BAY COJI (12B008)
(SWIP)*



TOOLING DEPARTMENT
ST 711-1 27 JAN 1965

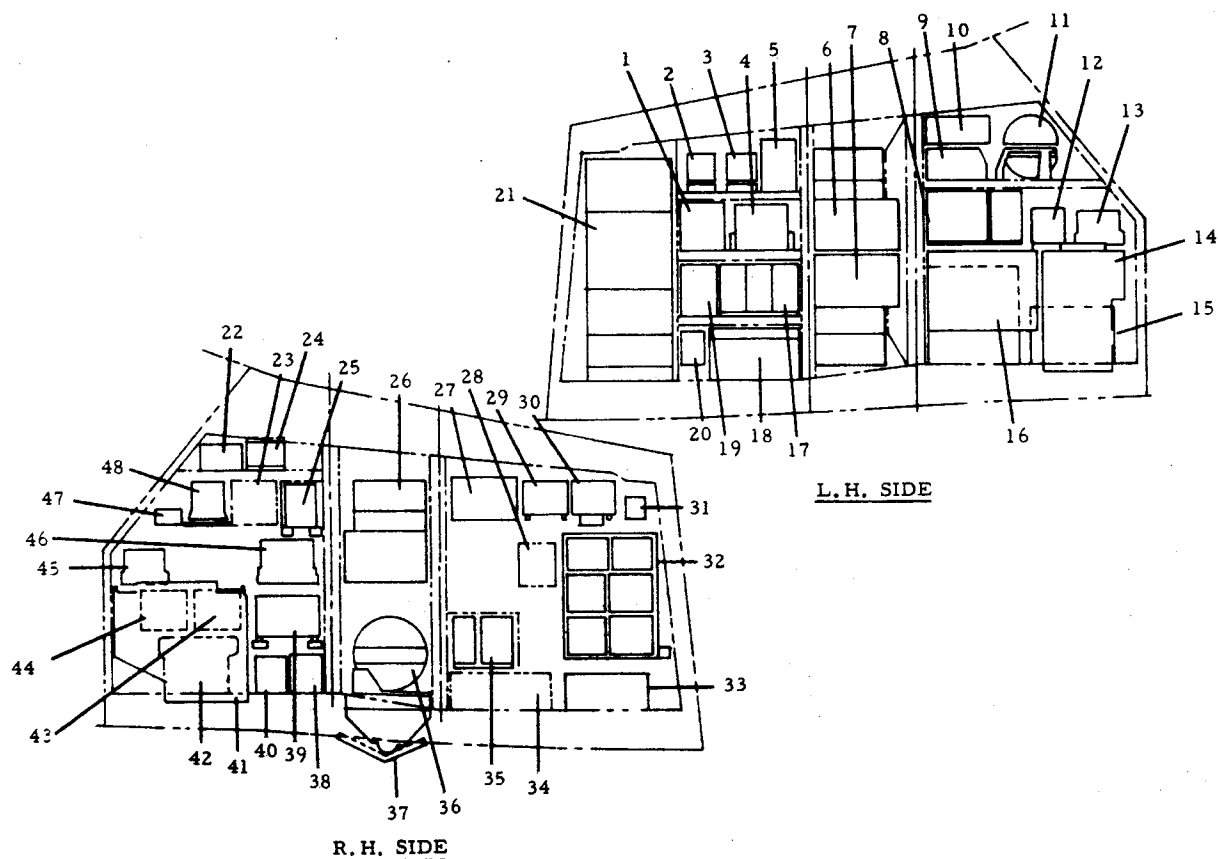
F-111A ELECTRONICS EQUIPMENT LOCATION

TAC 19 & ON FWD ELECTRONICS BAY



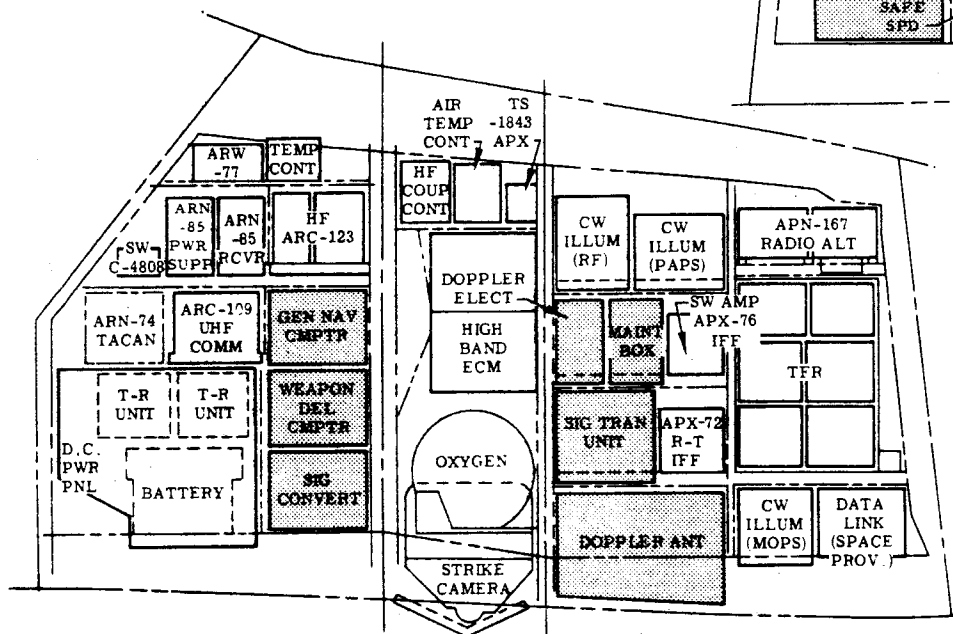
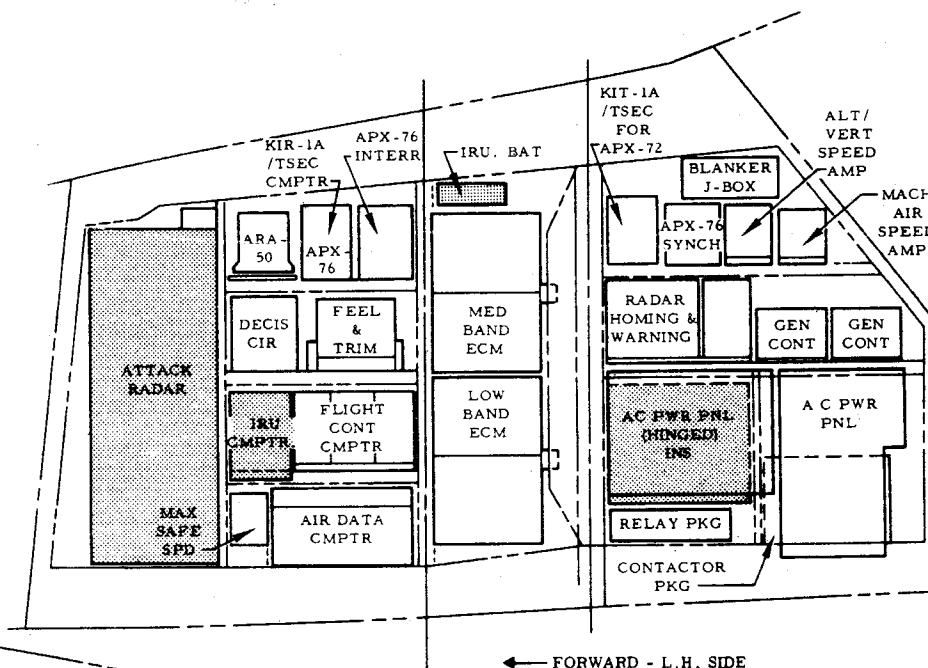
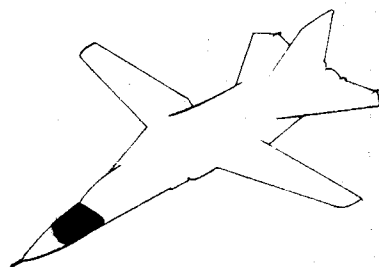
F-111E ELECTRONICS EQUIPMENT LOCATION

A1, 160-ON (12E2055)(12E2054)




1.	Decis Ckt.
2.	Alt. Vert. Speed Amplifier
3.	Air Speed Mach. Amplifier
4.	Feed and Trim Cont.
5.	Flt. Dir. Cmptr.
6.	Med Band ECM
7.	Low Band ECM
8.	Radar Homing & Warning
9.	Lead Cmptr. Gyro Amplifier
10.	Blanking J-Box
11.	Lead Cmptr. Gyro
12.	Strike Camera Cmptr.
13.	Gen. Cont.
14.	AC Power Panel
15.	Contractor Pkg.
16.	Inertial Reference Unit
17.	Flight Control Computer
18.	Air Data Cmptr.
19.	Rel. Pkg.
20.	Mach Safe Speed Cmptr.
21.	Attack Radar Electronics
22.	ARU-77
23.	Data Link Space Prov.
24.	Cont.
25.	Cmpt. Kit - 1/7 SEG
26.	Hi Band ECM
27.	APX-64
28.	Sweep Gen.
29.	Radar
30.	Altm.
31.	TS-1843-/APX
32.	Ter. Electronics
33.	Ballistics Cmptr.
34.	Flight Load Recorder
35.	ARC-123
36.	Oxygen
37.	Strike Camera
38.	HF Coupler Cont.
39.	ARN-52
40.	Cab Temp. Cont.
41.	DC Power Panel
42.	Battery
43.	Xmer Rect.
44.	Xmer Rect.
45.	Gen. Cont.
46.	ARC-109
47.	ANT Sel
48.	ARA-50

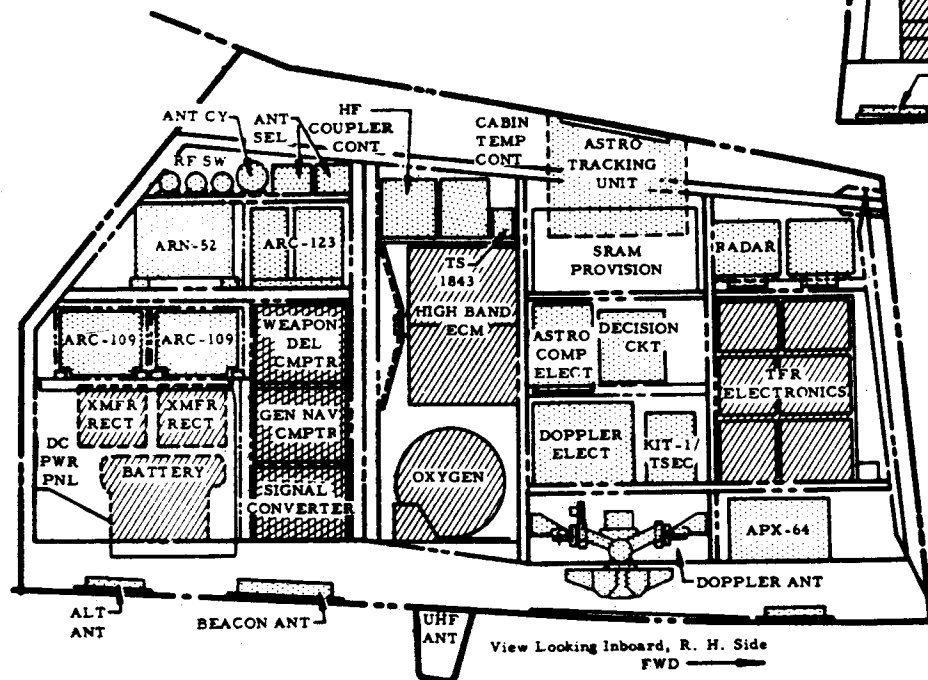
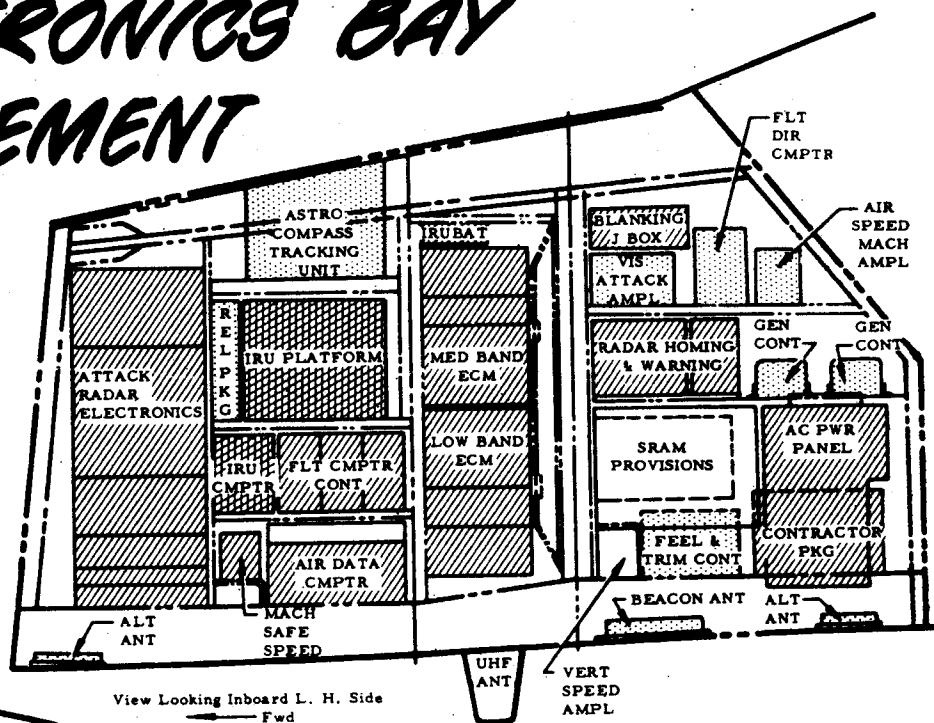

F-111D FORWARD ELECTRONICS BAY EQUIPMENT ARRANGEMENT



R. H. SIDE - FORWARD →

 MARK II EQUIPMENT

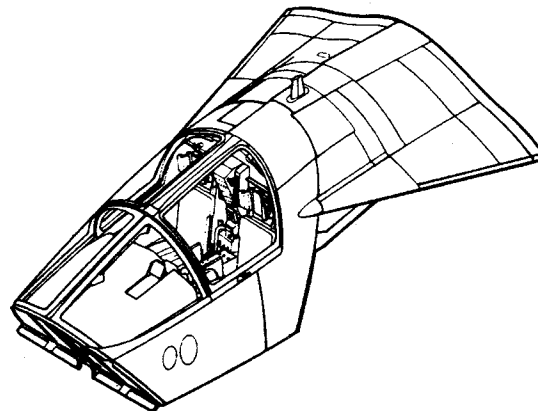
FB-111 FWD ELECTRONICS BAY EQUIPMENT ARRANGEMENT



LEGEND:

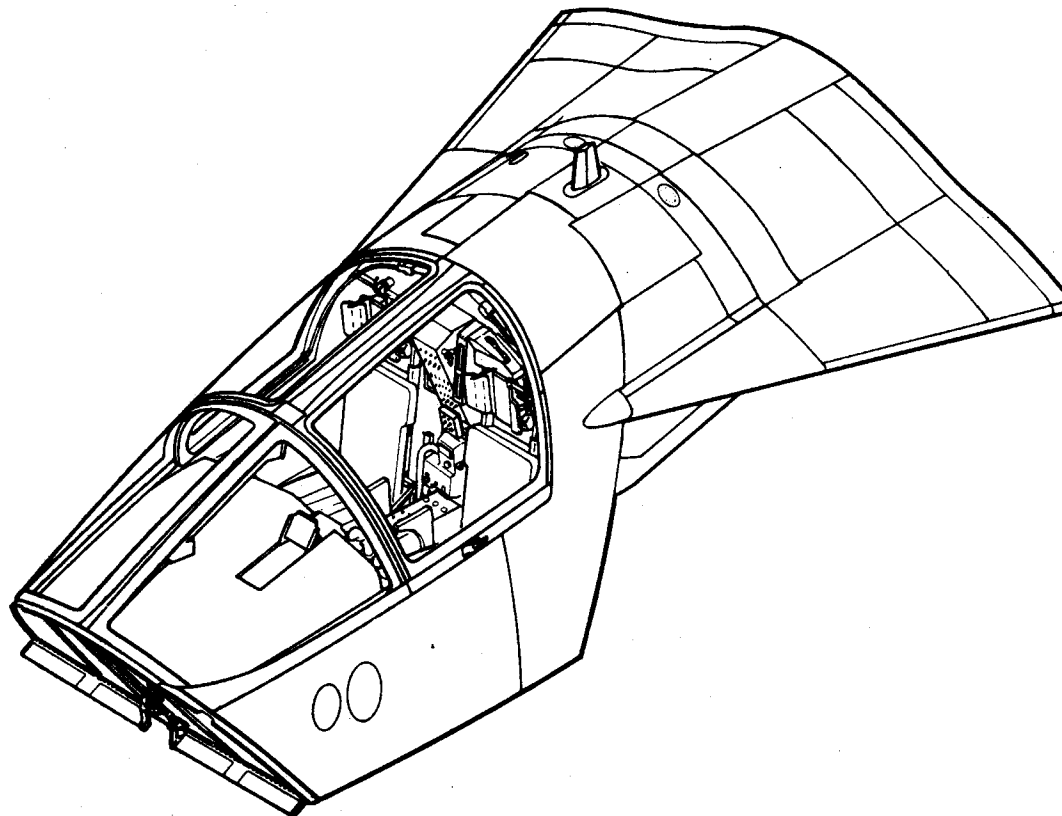
	MARK II B
	FB-111
	F-111A COMMON

CREW MODULE & STAB GLOVE



CREW MODULE PRIMARY

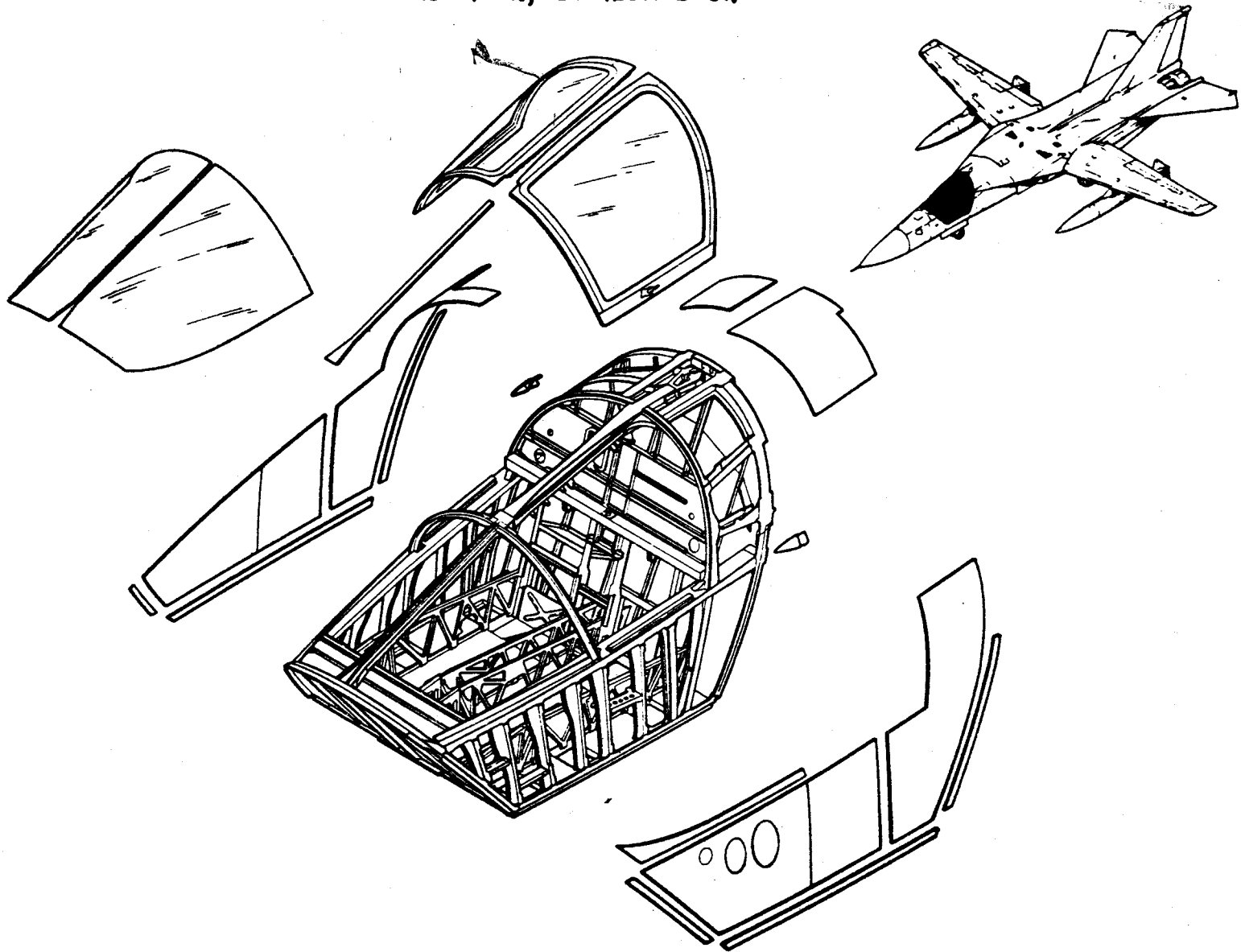
TAC-31



MANUFACTURING ENGINEERING
ST-670-19 Rev. 21 March 1969

F-111 CREW COMPARTMENT MODULE STRUCTURE 12K2050

TAC 31-ON, BOMBER 3-ON

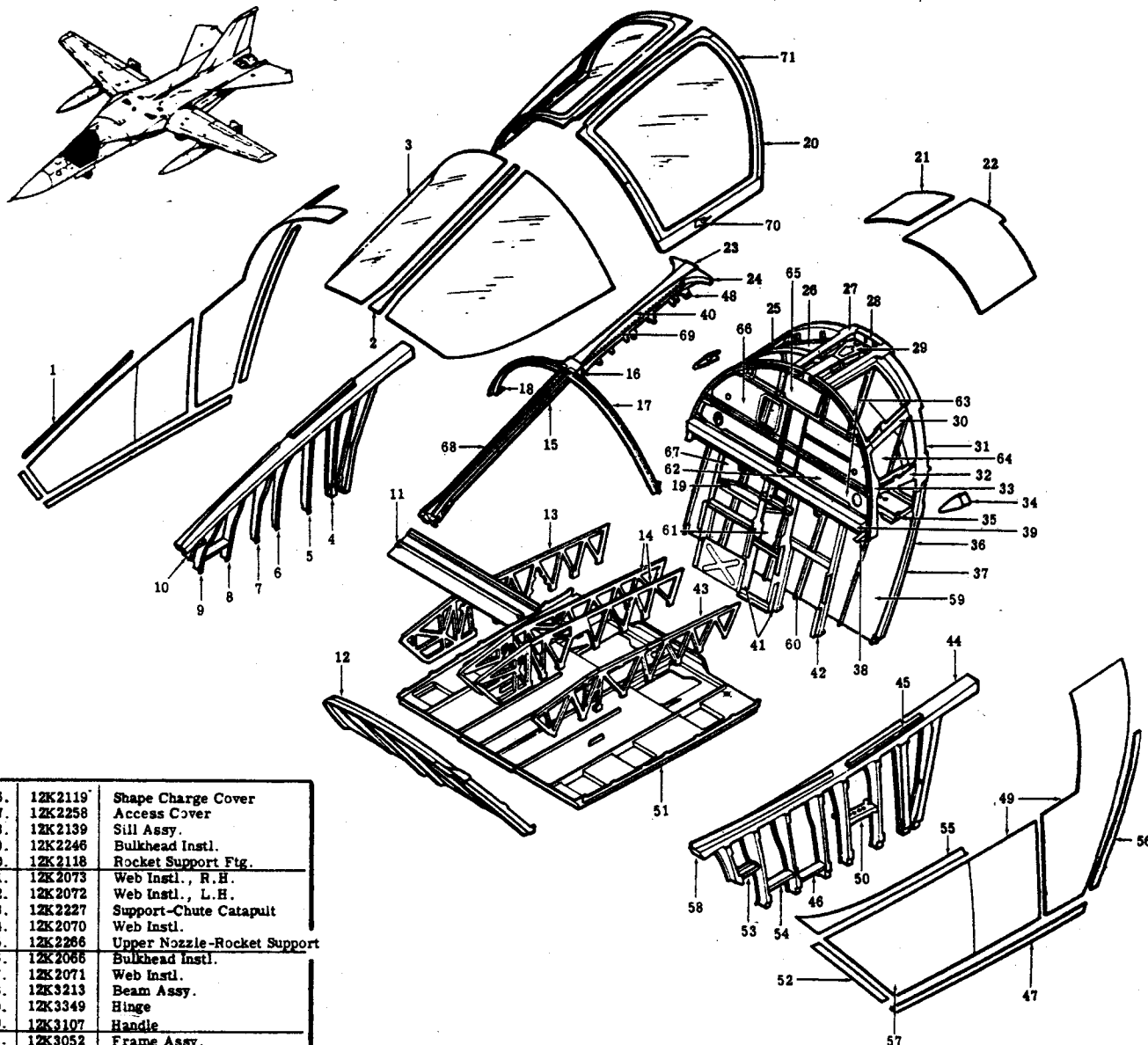


F-111 CREW COMPARTMENT MODULE STRUCTURE-12K2050

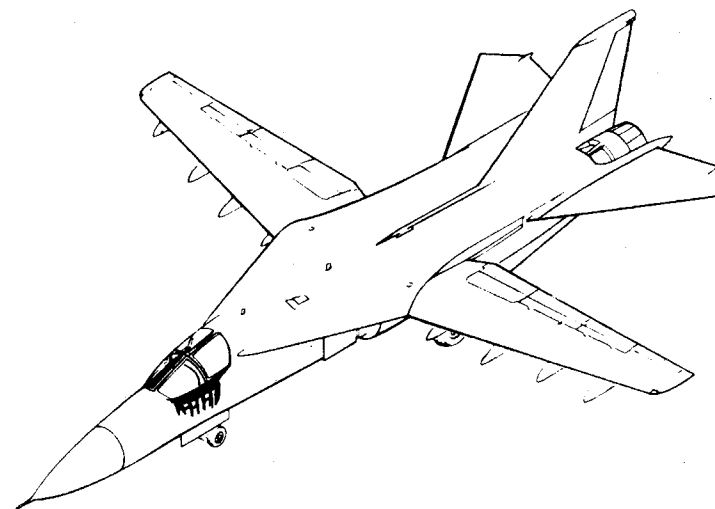
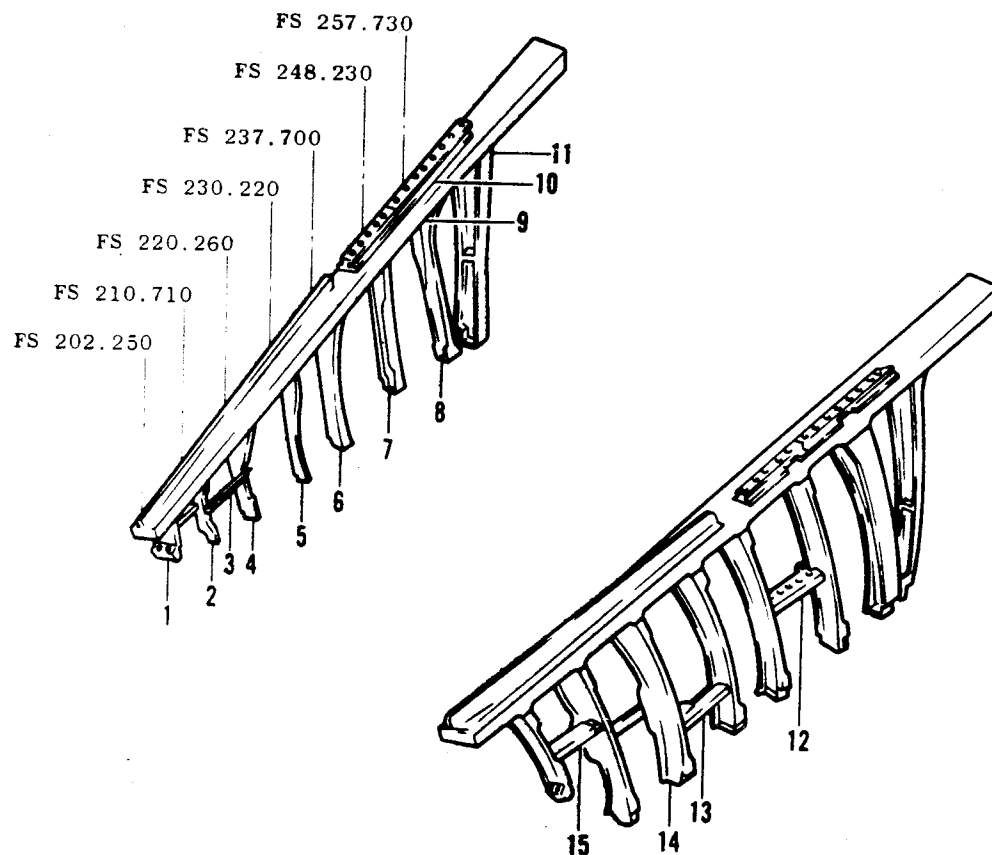
TAC 31-ON, BOMBER 3-ON

1.	12K3206	Fairing
2.	12K3209	Cover Strip
3.	12K3200	Windshield Instl.
4.	12K2138	Frame
5.	12K2081	Frame
6.	12K2233	Frame
7.	12K2079	Frame
8.	12K2078	Frame
9.	12K2077	Frame
10.	12K2130	Frame
11.	12K2129	Shelf
12.	12K2065	Fwd. Pressure Bkhd.
13.	12K2144	Floor Truss
14.	12K2143	Floor Truss
15.	12K3203	Windshield Beam
16.	12K305	Support Seal
17.	12K3204	Windshield Arch Seal
18.	12K3207	Seal
19.	12K2089	Shelf
20.	12K3077	Canopy Instl.
21.	12K2085	Access Panel
22.	12K2084	Access Panel
23.	12K3080	Canopy Beam
24.	12K3051	Support Seal
25.	12K2191	Frame
26.	12K2088	Shelf
27.	12K2058	Fitting
28.	12K2309	Closure Rocket Compt.
29.	12K2114	Parachute Fitting
30.	12K2057	Fitting
31.	12K2054	Cap-Upper
32.	12K2097	Fitting
33.	12K2082	Cap
34.	12K2218	Fairing
35.	12K2156	Stiffener
36.	12K2087	Bhd. Instl.
37.	12K2055	Cap Lower
38.	12K2096	Seal
39.	12K2123	Stiffener
40.	12K2080	Frame Instl.
41.	12K2193	Track
42.	12K2192	Track
43.	12K2145	Floor Truss
44.	12K2068	Sill Instl.
45.	12K3321	Hook Latch
46.	12K2223	Frame
47.	12K2119	Shape Charge Cover
48.	12K3065	Support
49.	12K2083	Skin
50.	12K2124	Support
51.	12K2069	Crew Comp. Floor
52.	12K2119	Shape Charge Cover
53.	12K2128	Support
54.	12K2128	Support
55.	12K3206	Fairing

56.	12K2119	Shape Charge Cover
57.	12K2258	Access Cover
58.	12K2139	Sill Assy.
59.	12K2246	Bulkhead Instl.
60.	12K2118	Rocket Support Ftg.
61.	12K2073	Web Instl., R.H.
62.	12K2072	Web Instl., L.H.
63.	12K2227	Support-Chute Catapult
64.	12K2070	Web Instl.
65.	12K2266	Upper Nozzle-Rocket Support
66.	12K2068	Bulkhead Instl.
67.	12K2071	Web Instl.
68.	12K3213	Beam Assy.
69.	12K3349	Hinge
70.	12K3107	Handle
71.	12K3052	Frame Assy.

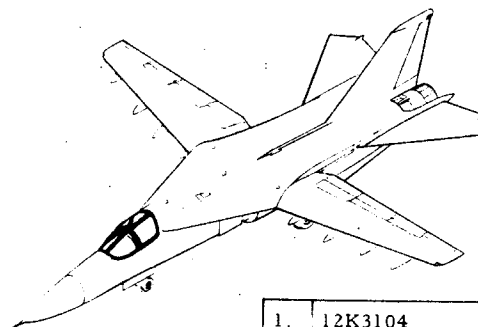
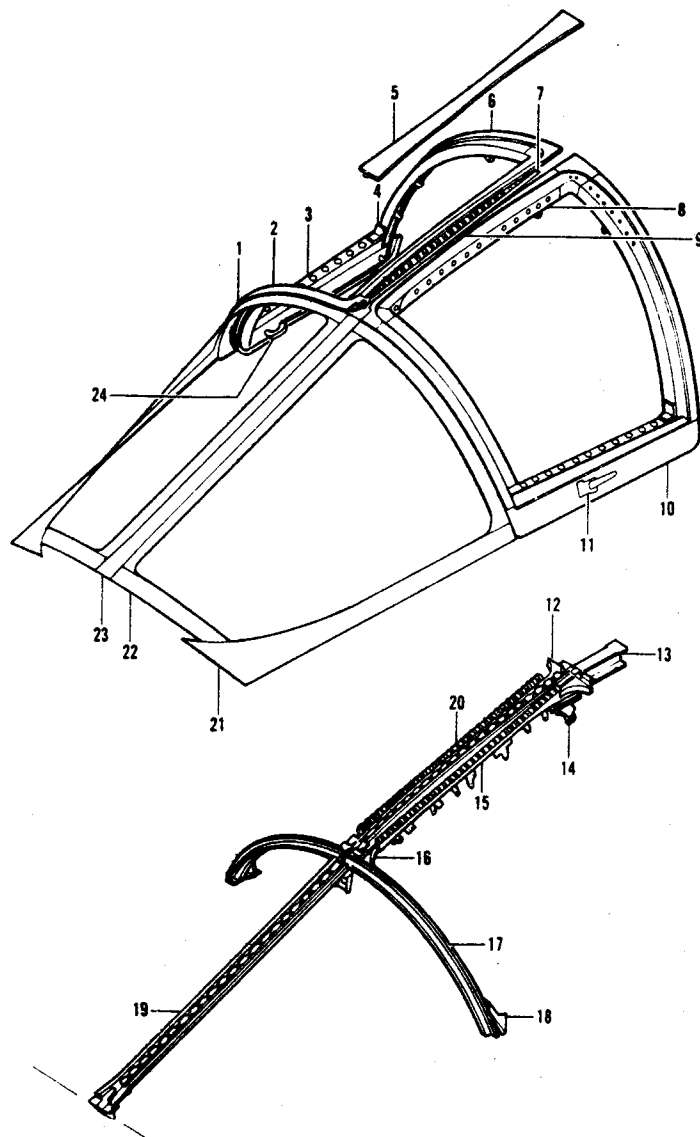


F-111 CREW MODULE SIDE FRAMES AND CANOPY SILL



1.	12K2130	FRAME
2.	12K2077	FRAME
3.	12K2128	ANGLE
4.	12K2078	FRAME
5.	12K2079	FRAME
6.	12K2232	FRAME
7.	12K2081	FRAME
8.	12K2138	FRAME
9.	12K2139	CHANNEL
10.	12K3321	CHANNEL
11.	12K2064	CHANNEL
12.		TEE
13.	12K2223	CHANNEL
14.		TEE
15.	12K2128	CHANNEL

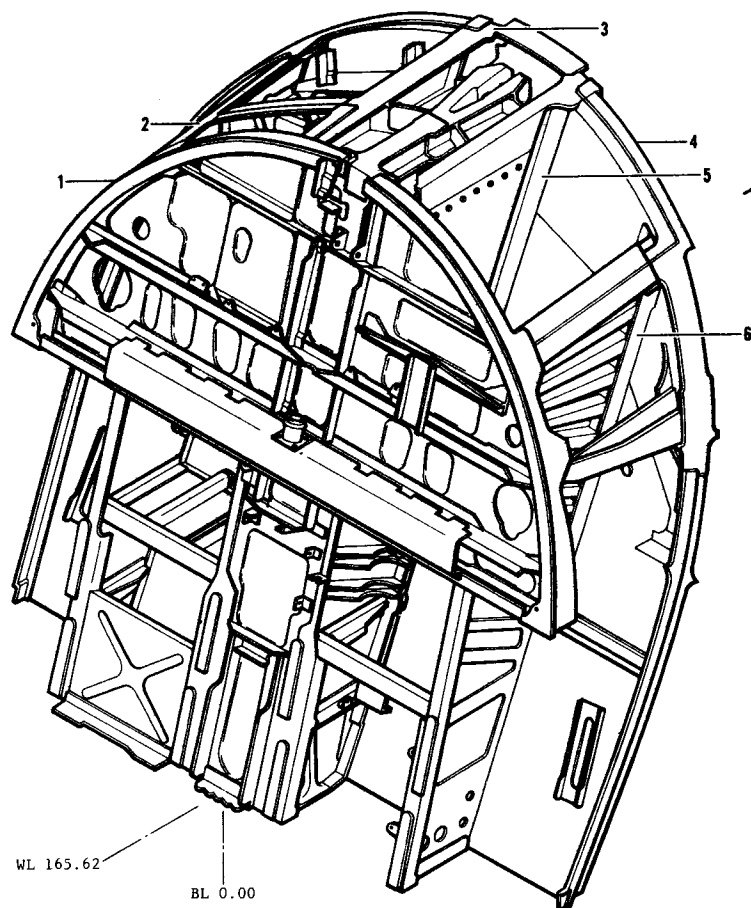
F-111 CANOPY INSTALLATION AND SUPPORT BEAMS



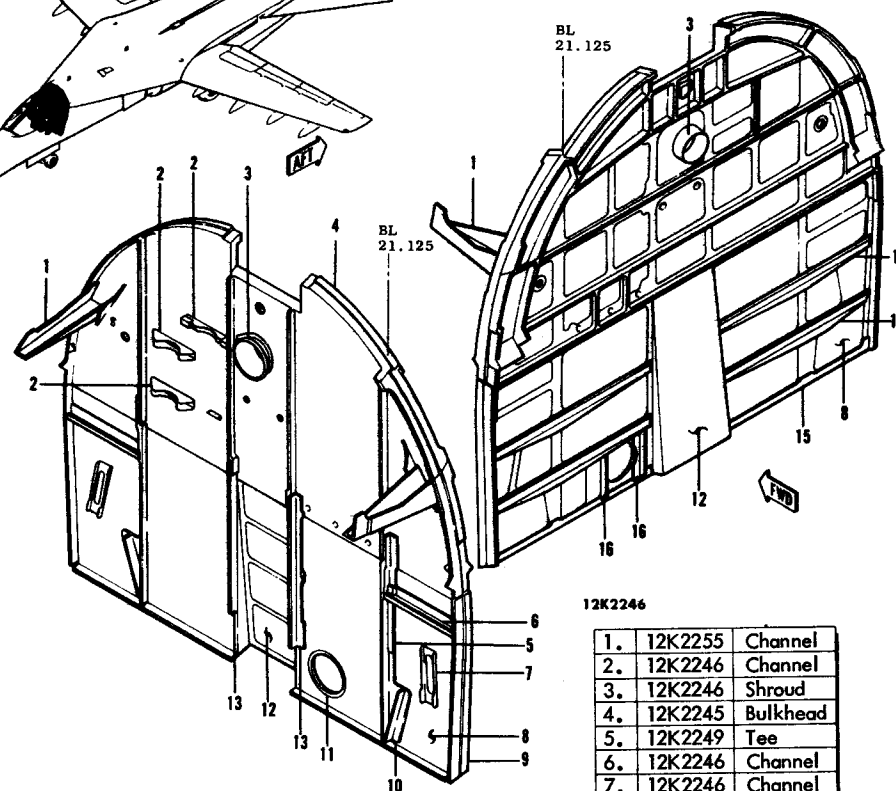
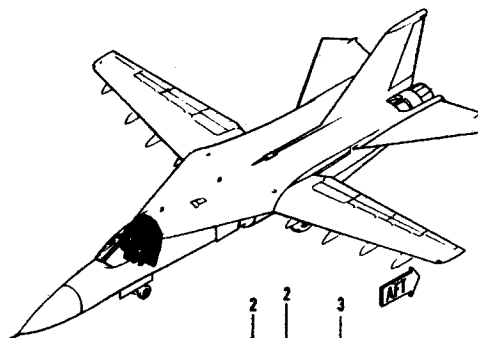
1.	12K3104	FRAME
2.	(19-36)	RETAINER
2.	(37-ON)	RETAINER
3.	12K3370	ANGLE
4.	12K3371	ANGLE
5.	12K3074	SKIN
6.	(19-36)	RETAINER
6.	(37-ON)	RETAINER
7.	12K3064	HINGE
8.	12K3173	CHANNEL
9.	12K3157	PLATE
10.	12K3062	SKIN
11.	12K3107	HANDLE
12.	12K3051 (19-36)	SUPPORT
12.	12K3358 (37-ON)	SUPPORT
13.	12K3071	BEAM
14.	12K3065	SUPPORT
15.	12K3344	BEAM
16.	12K3327 (19-36)	SUPPORT
16.	12K3362 (37-ON)	SUPPORT
17.	12K3204	FRAME
18.	12K3207 (19-36)	SEAL
18.	12K3357 (37-ON)	SEAL
19.	12K3213 (19-195)	BEAM
19.	12K3376 (196-ON)	BEAM
20.	12K3349	HINGE
21.	12K3206	PLATE
22.	12K2065	BULKHEAD
23.	12K3209	SKIN
24.	12K3209 (19-51)	HANDLE
24.	12K3209 (52-ON)	HANDLE

F-111 CREW MODULE AFT BULKHEADS AND BEAMS

CREW MODULE AFT BULKHEADS AND BEAMS



1.	12K2066	Seat Bulkhead
2.	12K2071	Support Beam
3.	12K2073	Support Beam
4.	12K2246	Aft Pressure Bulkhead
5.	12K2072	Support Beam
6.	12K2070	Support Beam

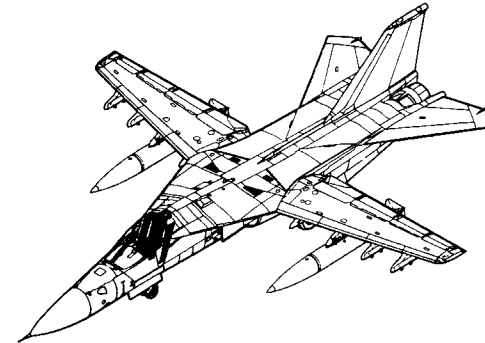
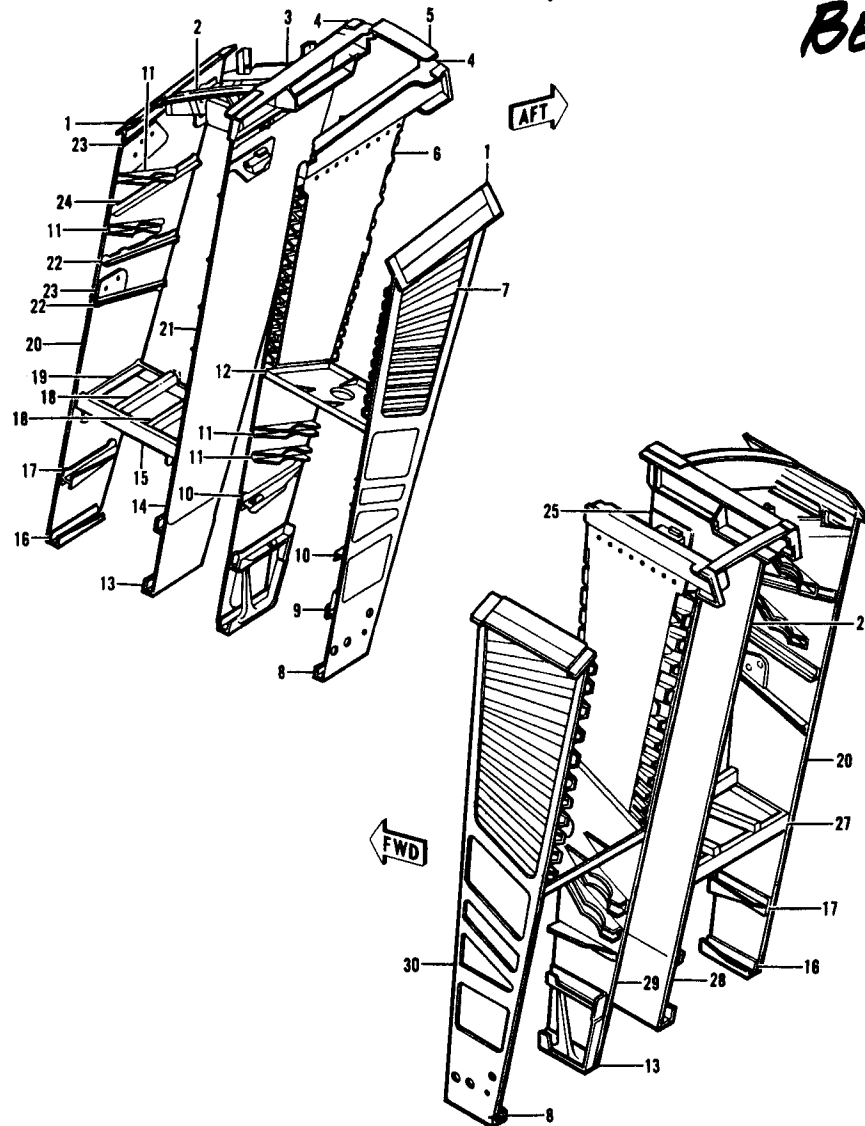


CREW MODULE AFT PRESSURE BULKHEAD

12K2246

1.	12K2255	Channel
2.	12K2246	Channel
3.	12K2246	Shroud
4.	12K2245	Bulkhead
5.	12K2249	Tee
6.	12K2246	Channel
7.	12K2246	Channel
8.	12K2246	Web
9.	12K2247	Cap
10.	12K2246	Angle
11.	12K2246	Plate
12.	12K2246	Pan
13.	12K2248	Angle
14.	12K2246	Tee
15.	12K2249	Angle
16.	12K2246	Angle

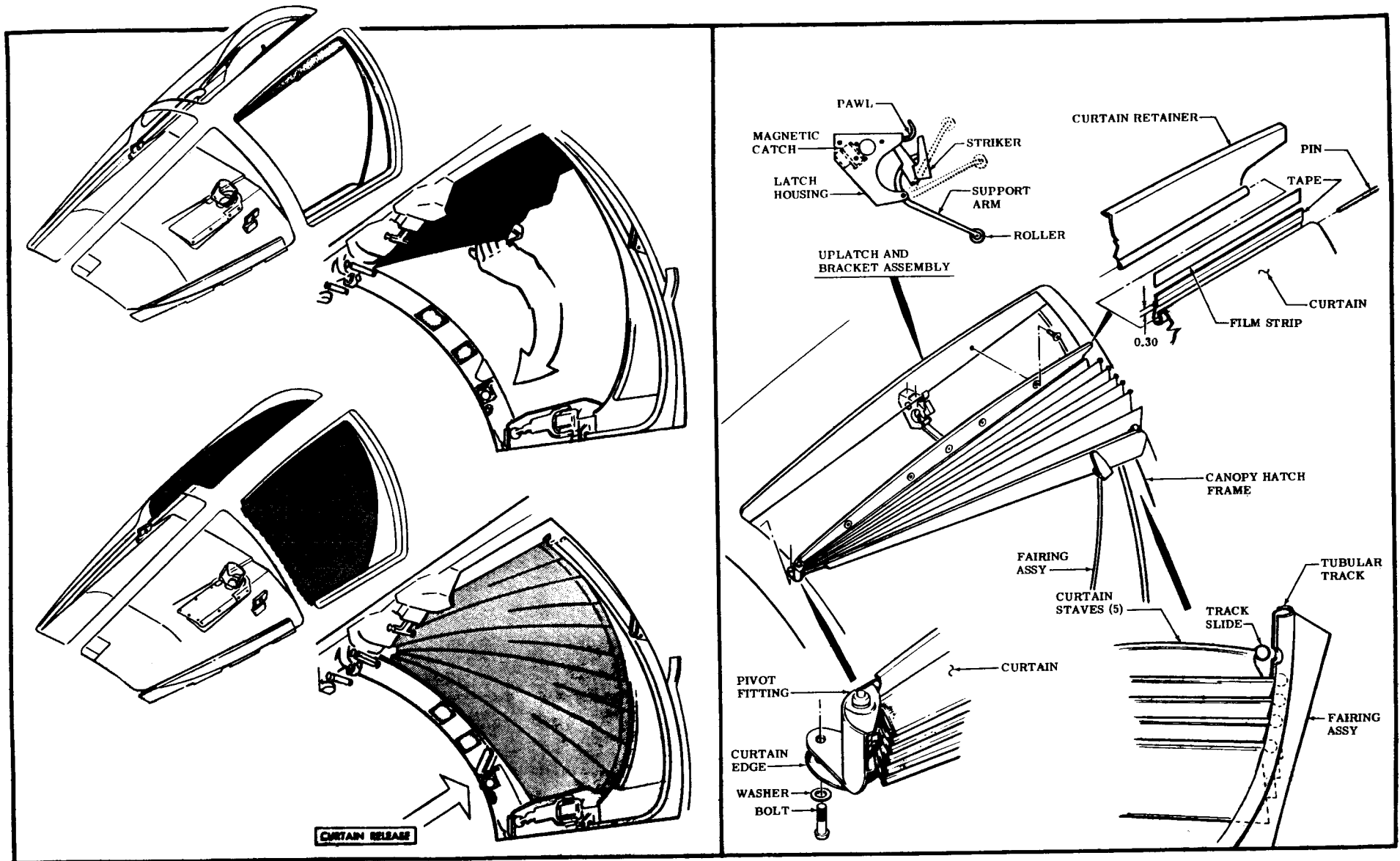
F-111A CREW MODULE BHD. SUPP'T. BEAMS TAC 19-on

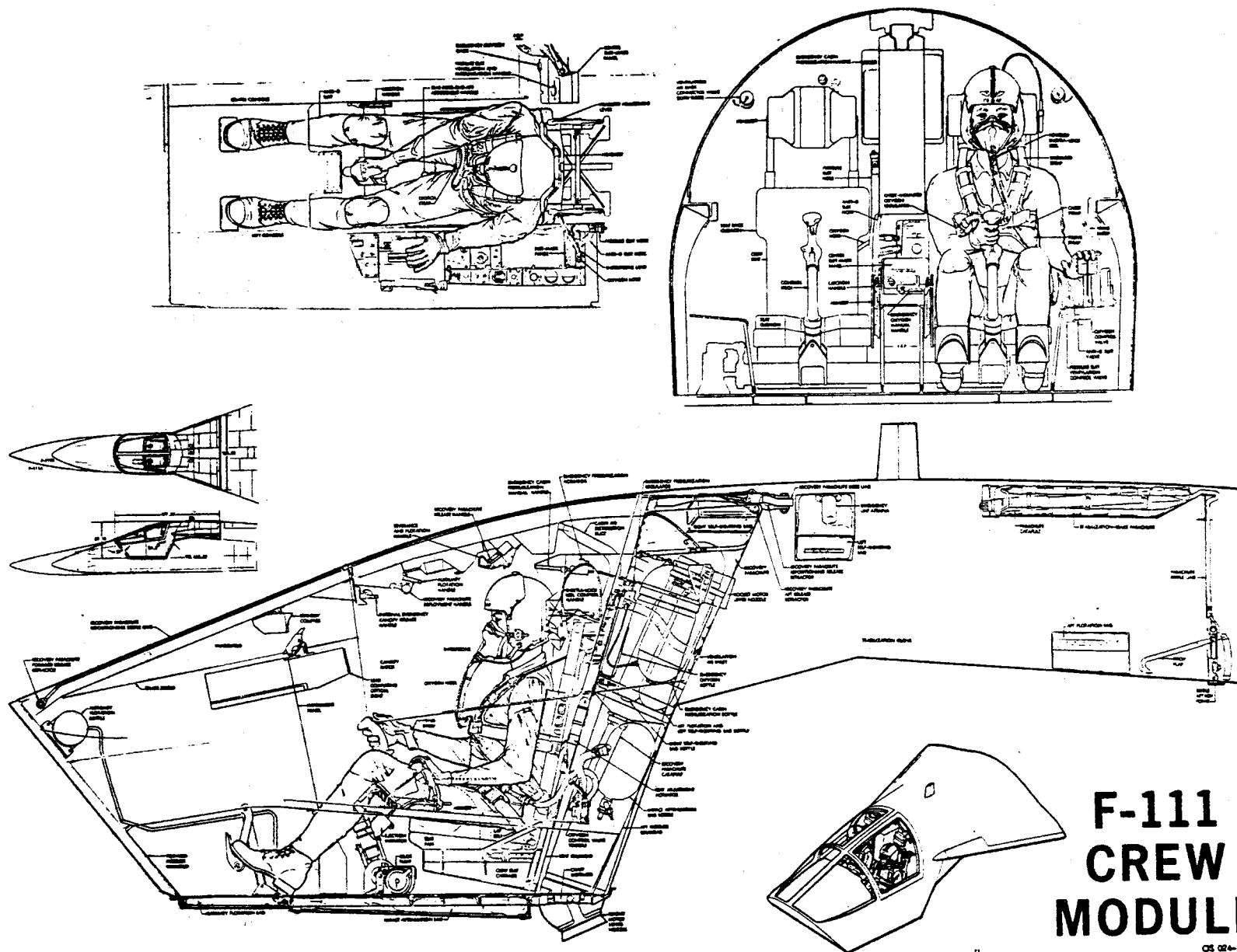


	1	12K2031	ANGLE	3 x 6 x 20	2024-T851
	2	12K2191	ZEE (MACHINED)		7075-T352
	3	12K2088	ANGLE	0.040 x 8.8 x 19	7075-T6
1	4	12K2058	FITTING (MACHINED)	4 x 7 x 27	2024-T851
2	4	12K2058	FITTING (MACHINED)		7075-T352
	5	12K2089	TEE (MACHINED)	K42A29.62 x 10	
	6	12K2113	PLATE	0.020 x 16 x 18	7075-T6
	7	12K2070	PLATE	0.020 x 14 x 24	7075-T6
	8	12K2070	CHANNEL	0.063 x 6 x 10	7075-T6
	9	12K2071	I-BEAM	K31D9TS511	
	10	12K2071	SUPPORT	K60D62T6511	
	11	12K2071	SUPPORT	K60A63T3511	
	12	12K2227	SUPPORT (MACHINED)		7075-T73
	13	12K2118	FORGING (MACHINED)		7075-T53
	14	12K2073	PLATE	0.100 x 17 x 20	7075-T6
	15	12K2089	CHANNEL	0.032 x 3 x 16	7075-T6
	16	12K2071	CHANNEL	0.071 x 4 x 8	7075-T6
	17	12K2071	I-BEAM	K31D9T6511	
	18	12K2089	ANGLE	0.025X*	7075-T6
	19	12K2089	TEE	K40D192T6511	
	20	12K2071	PLATE	0.050 x 14 x 57	7075-T6
	21	12K2073	PLATE	0.100 x 17 x 20	7075-T6
	22	12K2071	ANGLE	K10D19T6511	
	23	12K2071	PLATE	0.050X*	7075-T6
	24	12K2071	ANGLE	K10D29T6	
	25	12K4190	CONNECTOR	2 x 5 x 8	6061-T6
	26	12K2073	PLATE	0.100 x 17 x 20	7075-T6
	27	12K2089	ANGLE	0.032 x 3 x 16	7075-T6
	28	12K2073	PLATE	0.058 x 14 x 38	7075-T6
	29	12K2072	PLATE	0.050 x 14 x 40	7075-T6
	30	12K2070	PLATE	0.050 x 14 x 58	7075-T6
			1 < ON AF 65-5701 THRU 67-103		
			2 < ON AF 67-104 AND SUBSEQUENT		
			* LENGTH OR LENGTH AND WIDTH MAY VARY WITH LOCATION		

MANUFACTURING ENGINEERING
ST-670-34A Rev. 1 July 1970

F-111 12F1170 RADIATION CURTAIN ASSEMBLY

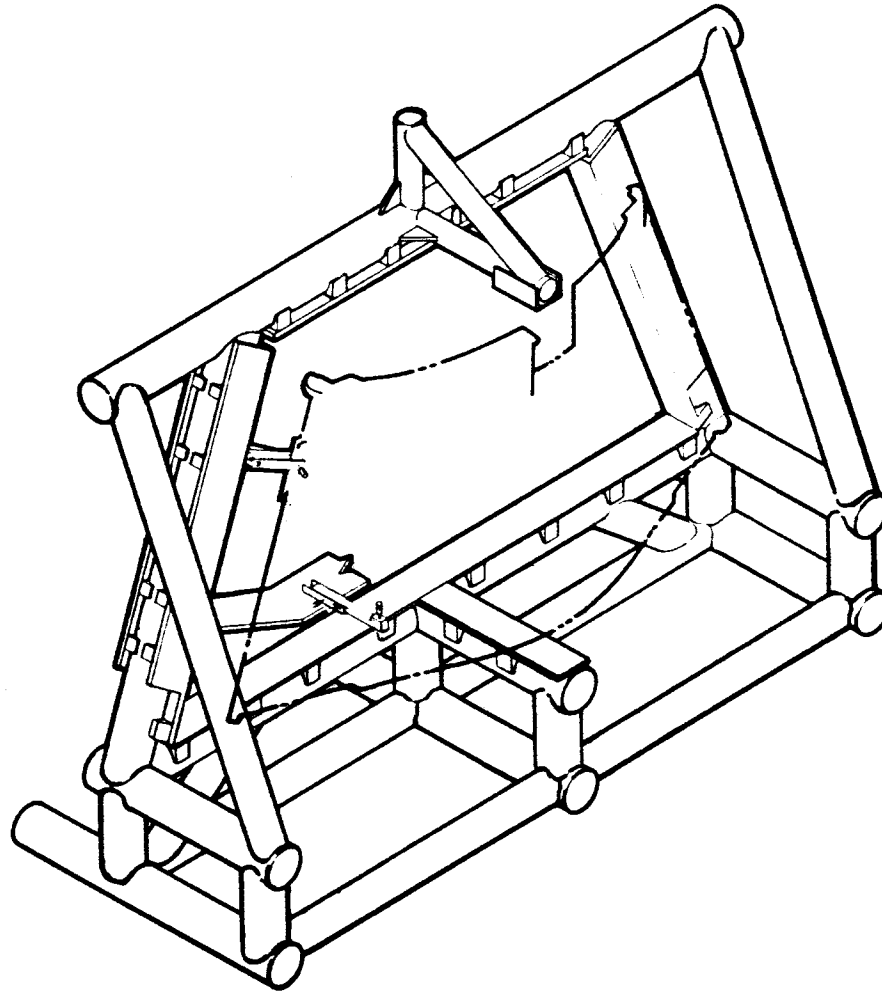




F-111 CREW MODULE

OS 02-10-46
 II MANUFACTURING ENGINEERING
 ST-670-18 13 April 1967

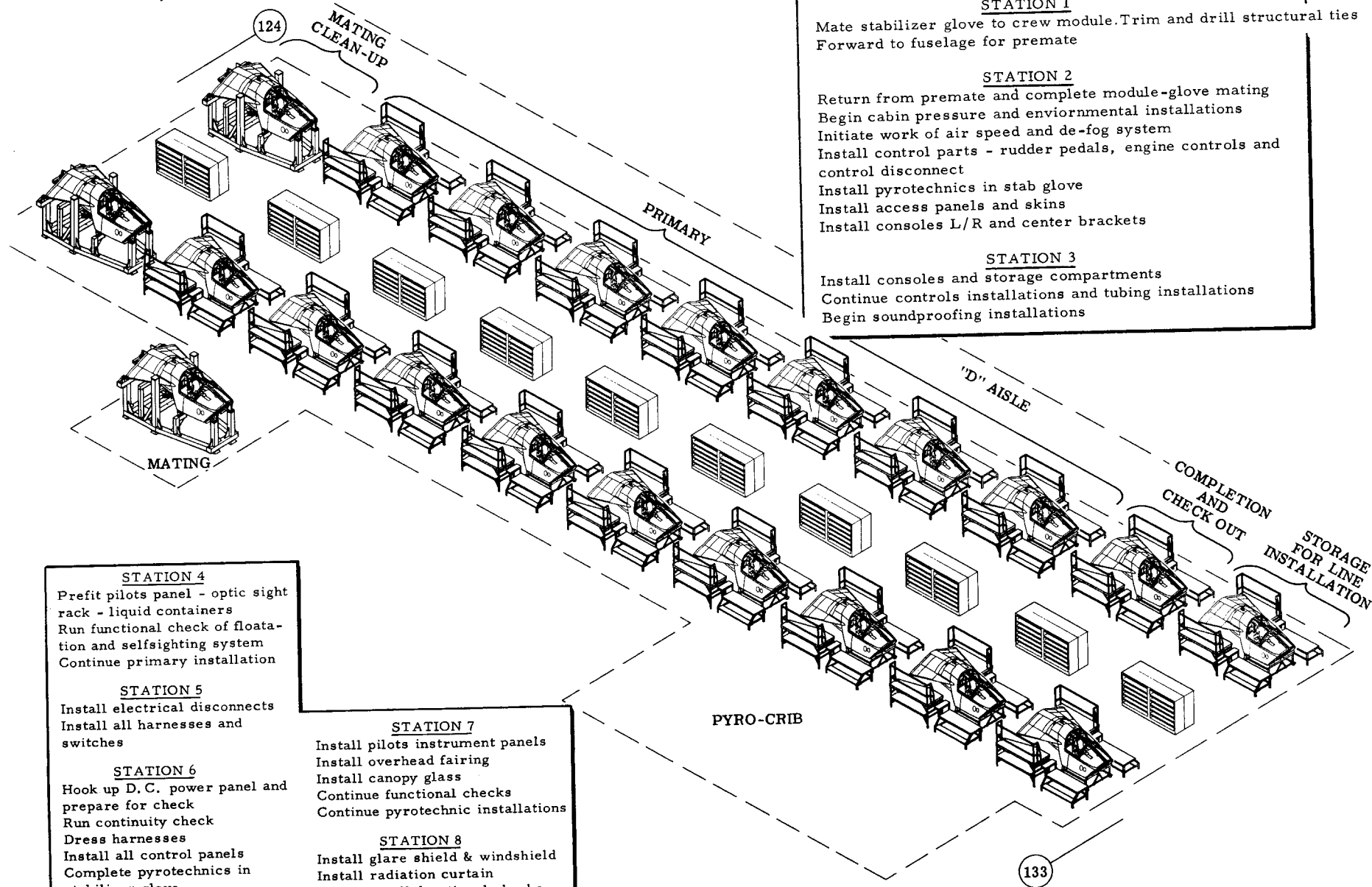
STABILIZATION BOOM COJI (SWIP)



TOOLING DEPARTMENT
ST-682-1 27 JAN 1965

CREW MODULE

MATING, MATING CLEAN-UP, PRIMARY, COMPLETION AND CHECK OUT, STORAGE FOR LINE INSTALLATION, PYRO-CRIB



STATION 1

Mate stabilizer glove to crew module. Trim and drill structural ties Forward to fuselage for premate

STATION 2

Return from premate and complete module-glove mating
Begin cabin pressure and enviornmental installations
Initiate work of air speed and de-fog system
Install control parts - rudder pedals, engine controls and control disconnect
Install pyrotechnics in stab glove
Install access panels and skins
Install consoles L/R and center brackets

STATION 3

Install consoles and storage compartments
Continue controls installations and tubing installations
Begin soundproofing installations

STATION 4

Prefit pilots panel - optic sight rack - liquid containers
Run functional check of floatation and selfsighting system
Continue primary installation

STATION 5

Install electrical disconnects
Install all harnesses and switches

STATION 6

Hook up D. C. power panel and prepare for check
Run continuity check
Dress harnesses
Install all control panels
Complete pyrotechnics in stabilizer glove
Install floatation bags

STATION 7

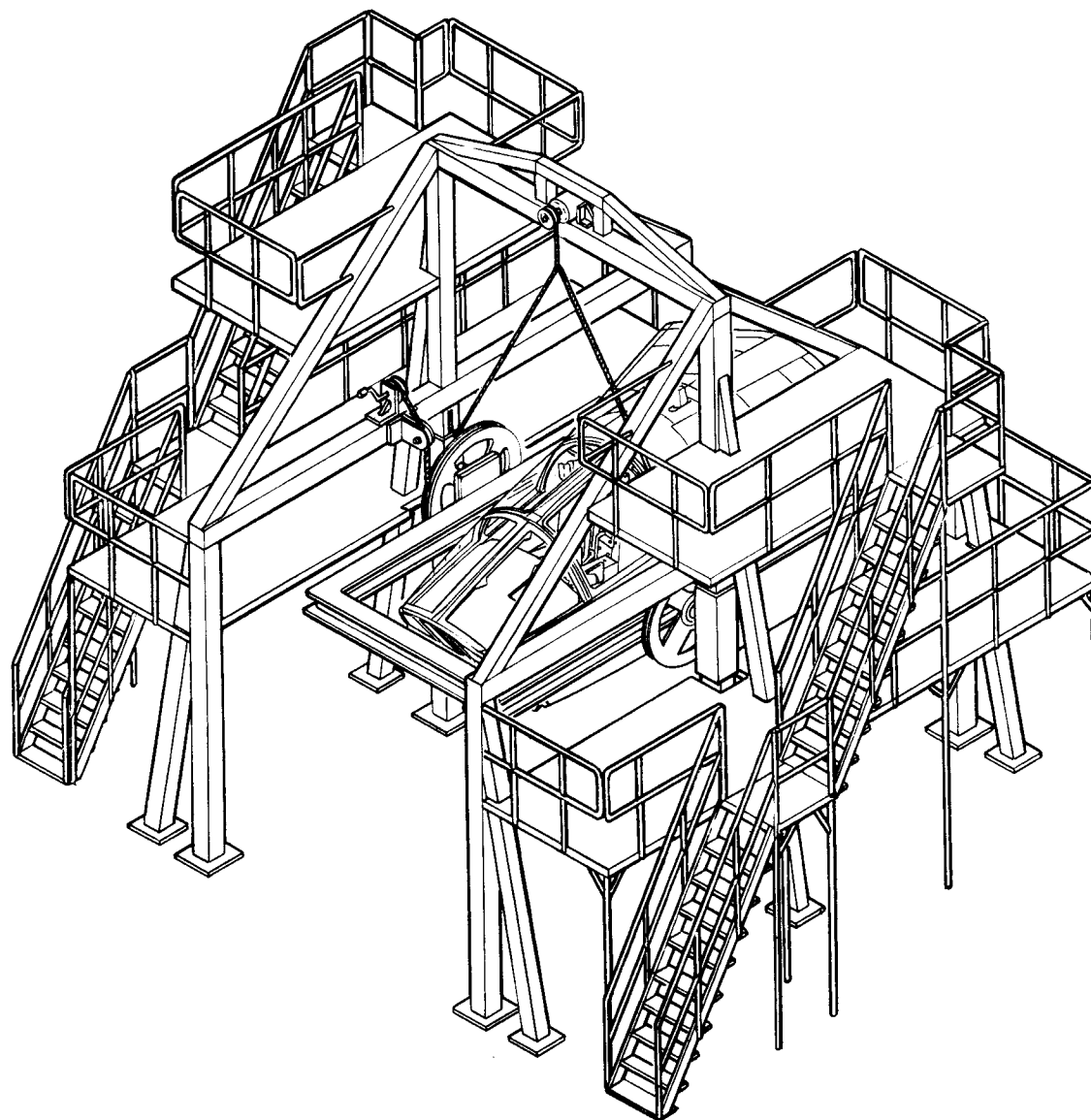
Install pilots instrument panels
Install overhead fairing
Install canopy glass
Continue functional checks
Continue pyrotechnic installations

STATION 8

Install glare shield & windshield
Install radiation curtain
Complete all functional checks

F-111 CENTER OF GRAVITY CREW MODULE COFX

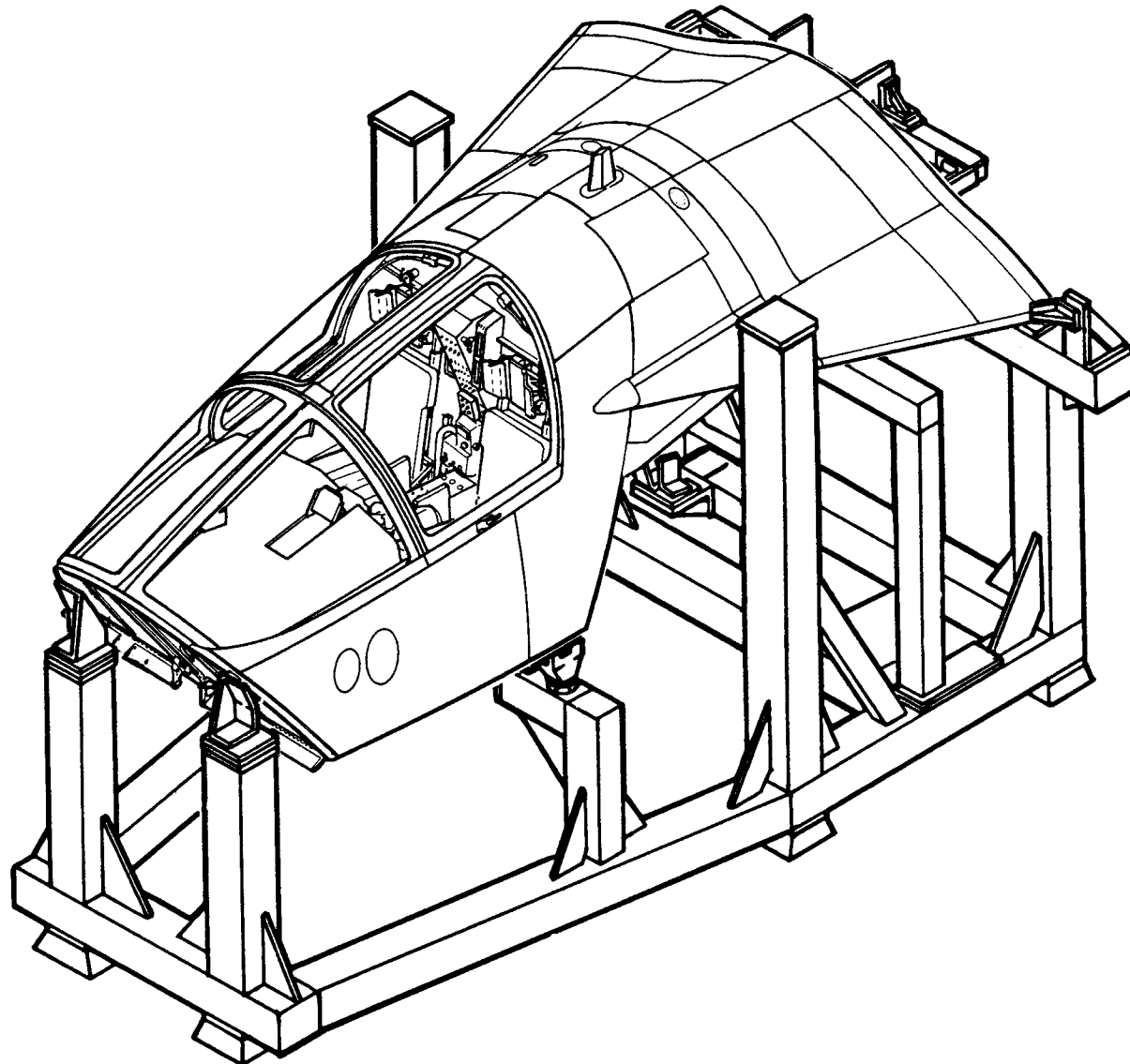
12K001-A100



MANUFACTURING ENGINEERING
ST-673-44 23 April 1968

STABILIZATION GLOVE INSTL. BOFX

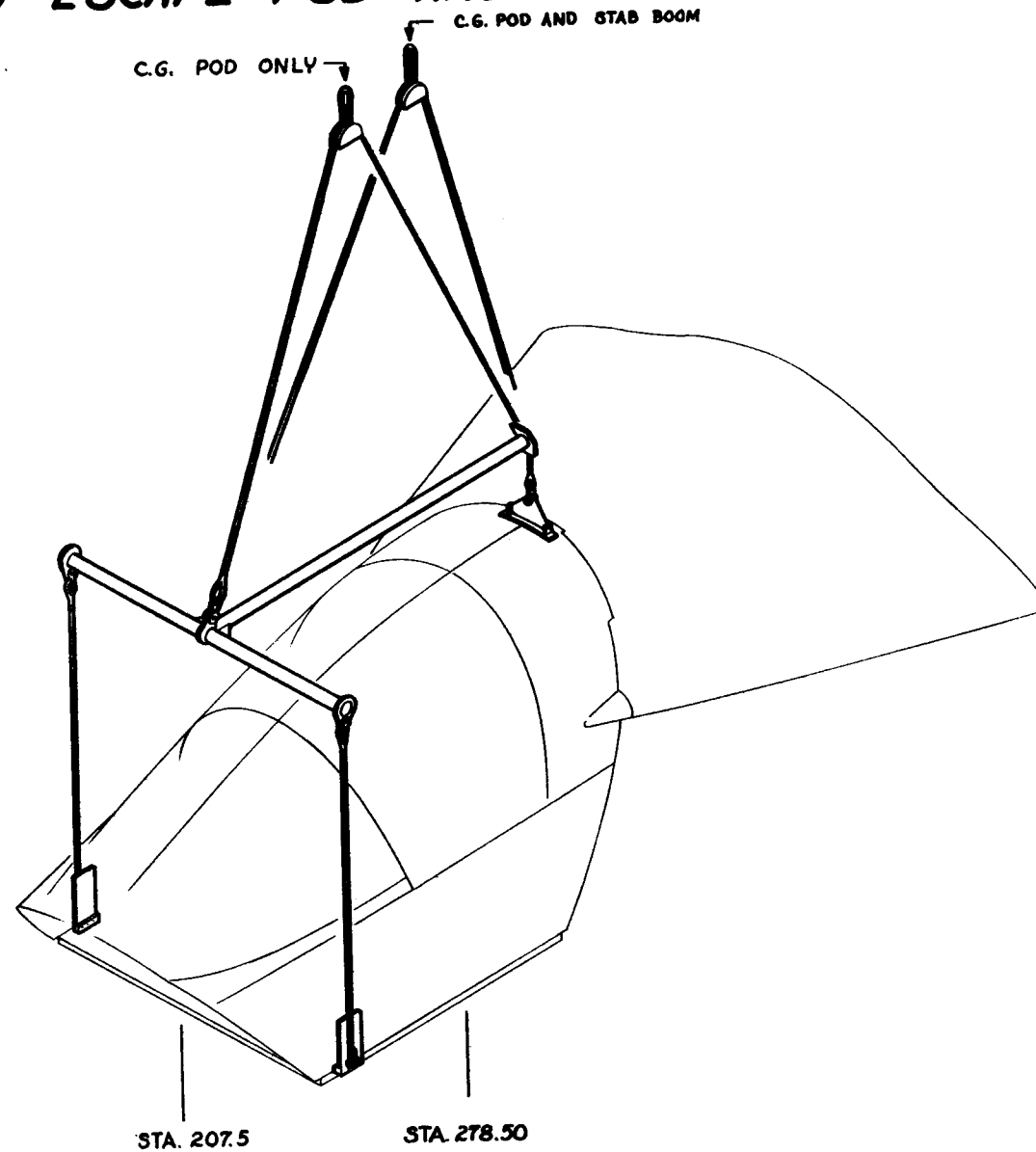
12K3049



MANUFACTURING ENGINEERING
ST-786-27 30 April 1968

148

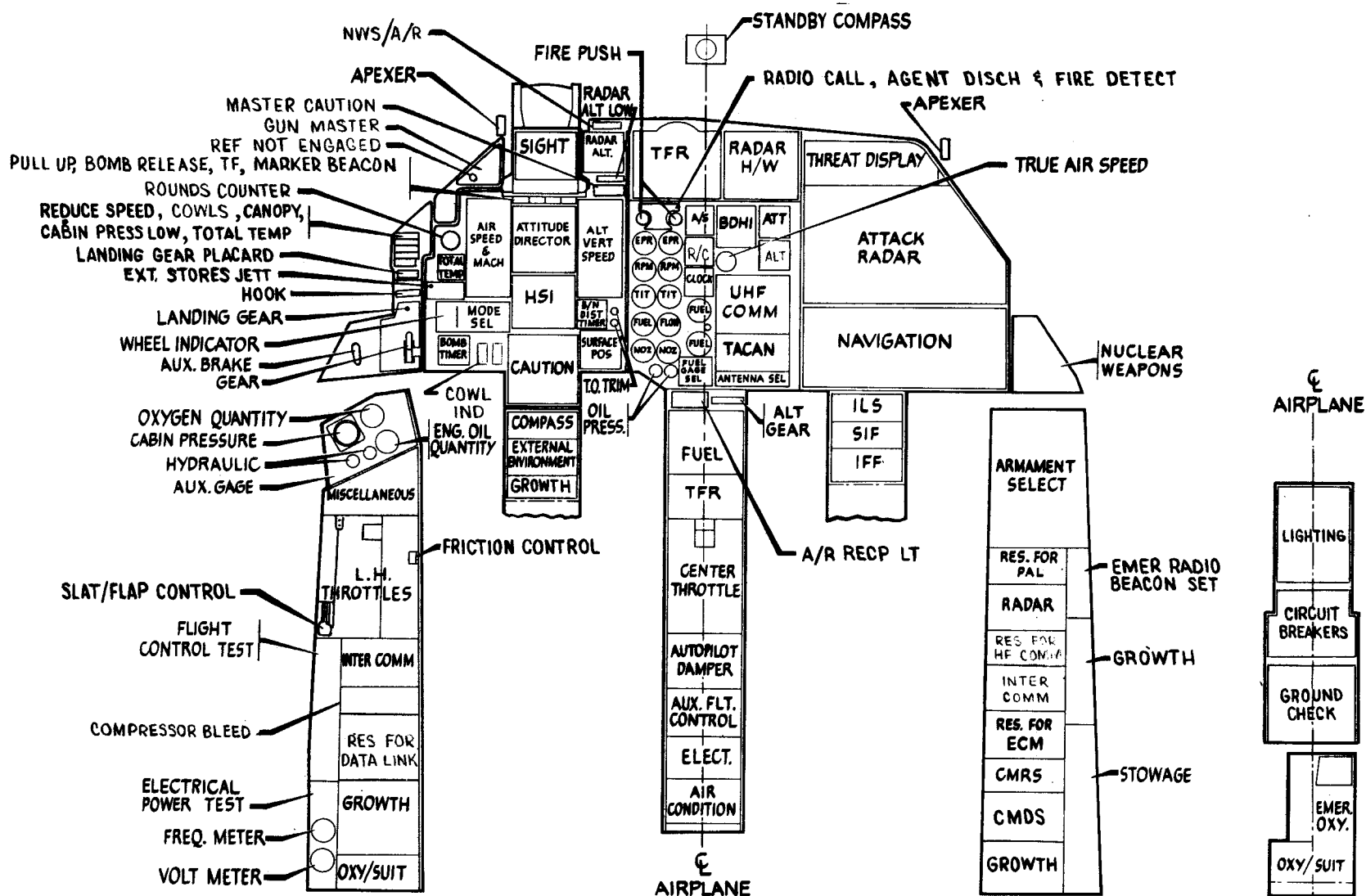
LOAD AND SPREADER BAR FOR F-111 CREW ESCAPE POD AND STAB BOOM



MANUFACTURING ENGINEERING
ST-670-17 16 March 1967

F-111A CREW STATION ARRANGEMENT

(19 Thru 30)

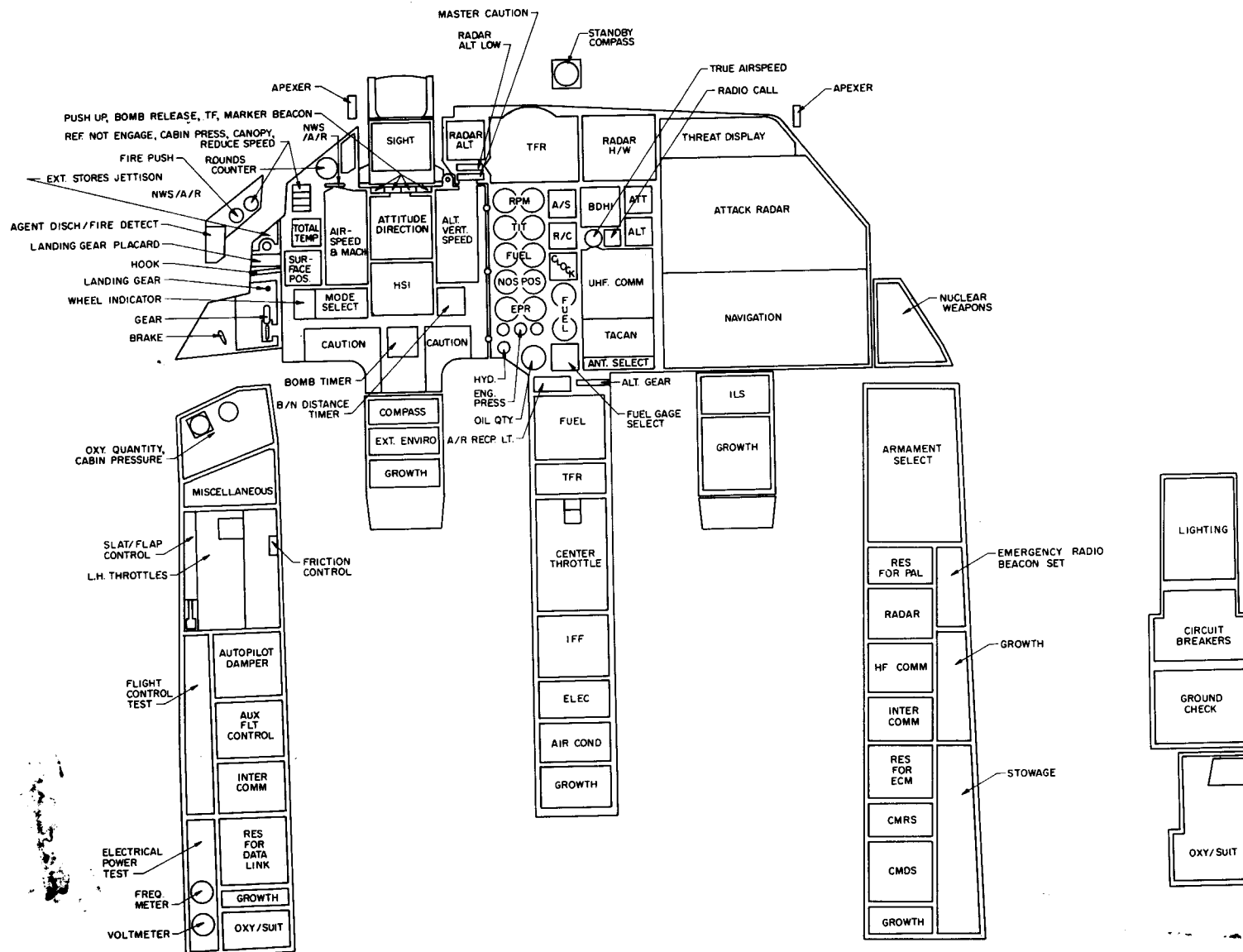


VIEW LOOKING AFT
SEAT BKHD PANEL CONSOLE

FW/67/100/504-464
9 JUNE 1967

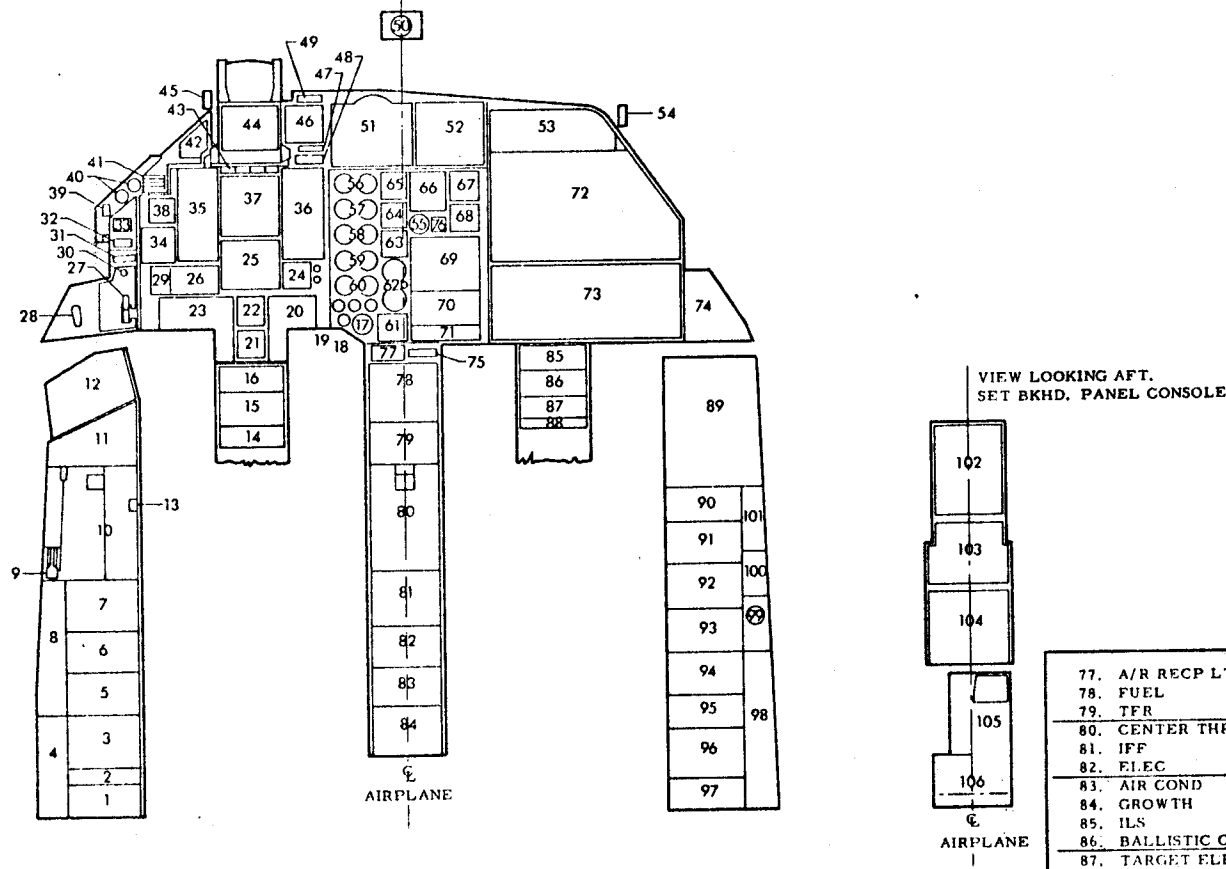
F-111A CREW STATION ARRANGEMENT

TAC 31 & ON



F-111E CREW STATION ARRANGEMENT

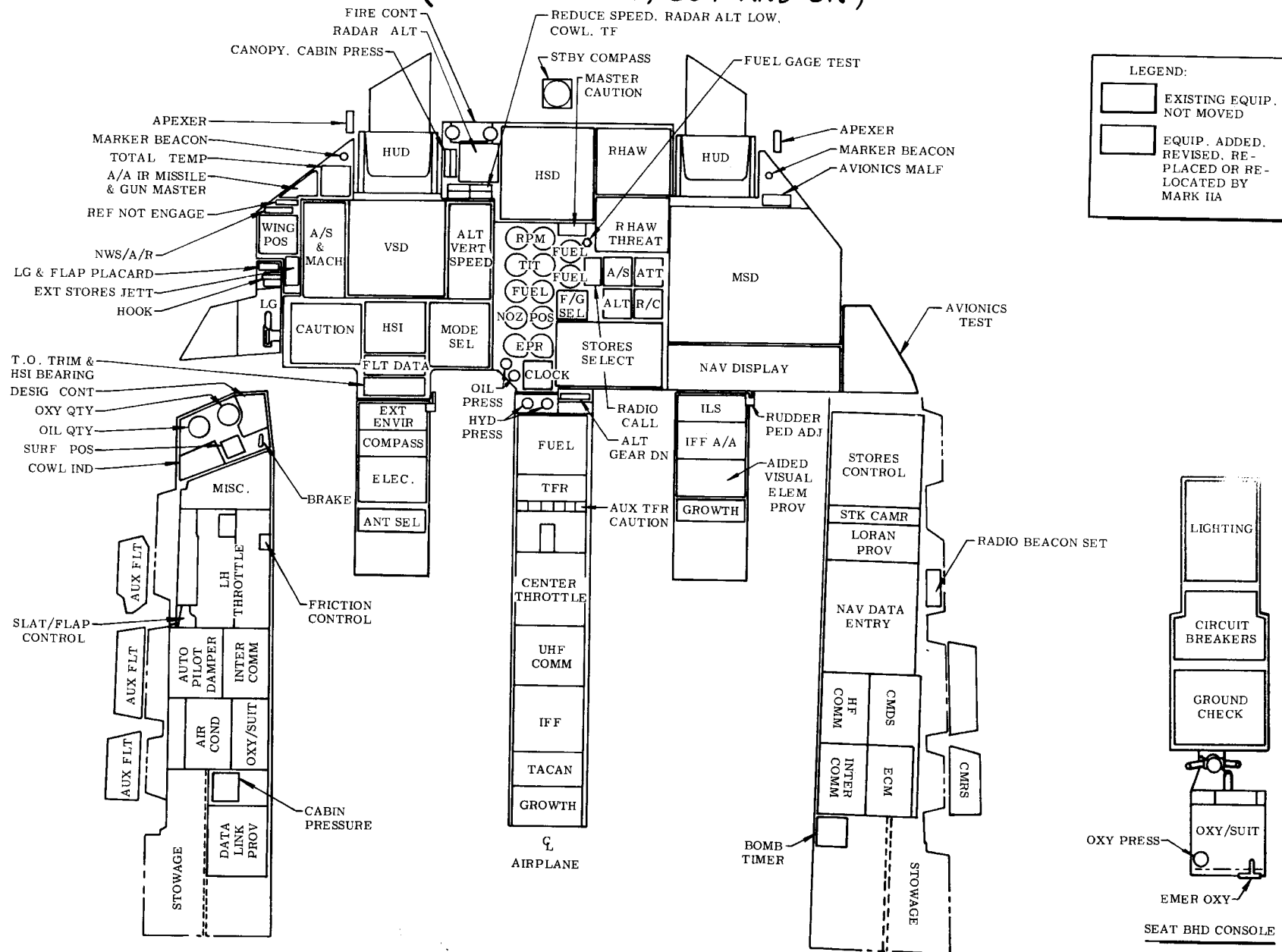
TAC 180-on



1. OXY/SUIT	29. WHEEL INDICATOR	44. SIGHT	61. FUEL GAGE SEL.	77. A/R RECP LT.
2. GROWTH	30. LANDING GEAR	45. APEXER	62. FUEL	78. FUEL
3. RESERVE FOR DATA LINK	31. HOOK	46. RADAR ALT.	63. CLOCK	79. TFR
4. OXY. QTY/OXY QTY TEST	32. LANDING GEAR PLACARD	47. RADAR ALT LOW	64. R/C	80. CENTER THROTTLE
5. INTER COMM.	33. EXT. STORES JETT	48. MASTER CAUTION	65. A/S	81. IFF
6. AUX FLT. CONTROL	34. WING POS.	49. NWS/A/R	66. BDHI	82. FLEC
7. AUTOPILOT DAMPER	35. AIR SPEED & MACH	50. STANDBY COMPASS	67. ATT	83. AIR COND
8. FLIGHT CONTROL TEST	36. ALT. VERT. SPEED	51. TFR	68. ALT	84. GROWTH
9. SLAT/FLAP CONTROL	37. ATTITUDE DIRECTOR	52. RADAR H/W	69. UHF COMM	85. ILS
10. L. H. THROTTLES	38. TOTAL TEMP	53. THREAT DISPLAY	70. TACAN	86. BALLISTIC COMPTR
11. MISCELLANEOUS	39. AGENT DISCH/FIRE DETECT	54. APEXER	71. ANT SEL	87. TARGET ELEV
12. MASTER ARM NUCLEAR CONSENT AMO QTY. CABIN PRESSURE	40. FIRE PUSH	55. TRUE AIR SPEED	72. ATTACK RADAR	88. GROWTH
13. FRICTION CONTROL	41. REF. NOT ENGAGE, CABIN PRESS, CANOPY, REDUCE	56. RPM	73. NAVIGATION	89. WEAPONS CONTROL
14. GROWTH	42. GUN & MISSILE	57. TIT	74. NUCLEAR WEAPONS	90. RES FOR PAL
15. EXT. ENVIRO	43. PULL UP, BOMB RELEASE, TF, MARKER BEACON	58. FUEL	75. ALT. GEAR	91. RADAR
16. COMPASS		59. POS	76. RADIO CALL	92. HF COMM
17. OIL QTY.		60. EPR		93. INTER COMM
18. OIL PRESS				94. ECM ALQ 94
19. HYD.				95. CMRS
20. CAUTION				96. CMDS
21. SURF POS.				97. GROWTH
22. BOMB TIMER				98. STOWAGE
23. CAUTION				99. WPN BAY TEMP
24. B/N DIST. TIMER				100. STRIKE CAMERA
25. HSI				101. EMER RADIO BEACON SET
26. MODE SEL				102. LIGHTING
27. GEAR				103. CIRCUIT BREAKERS
28. AUX. BRAKE				104. GROUND CHECK
				105. EMER. OXY.
				106. OXY/SUIT

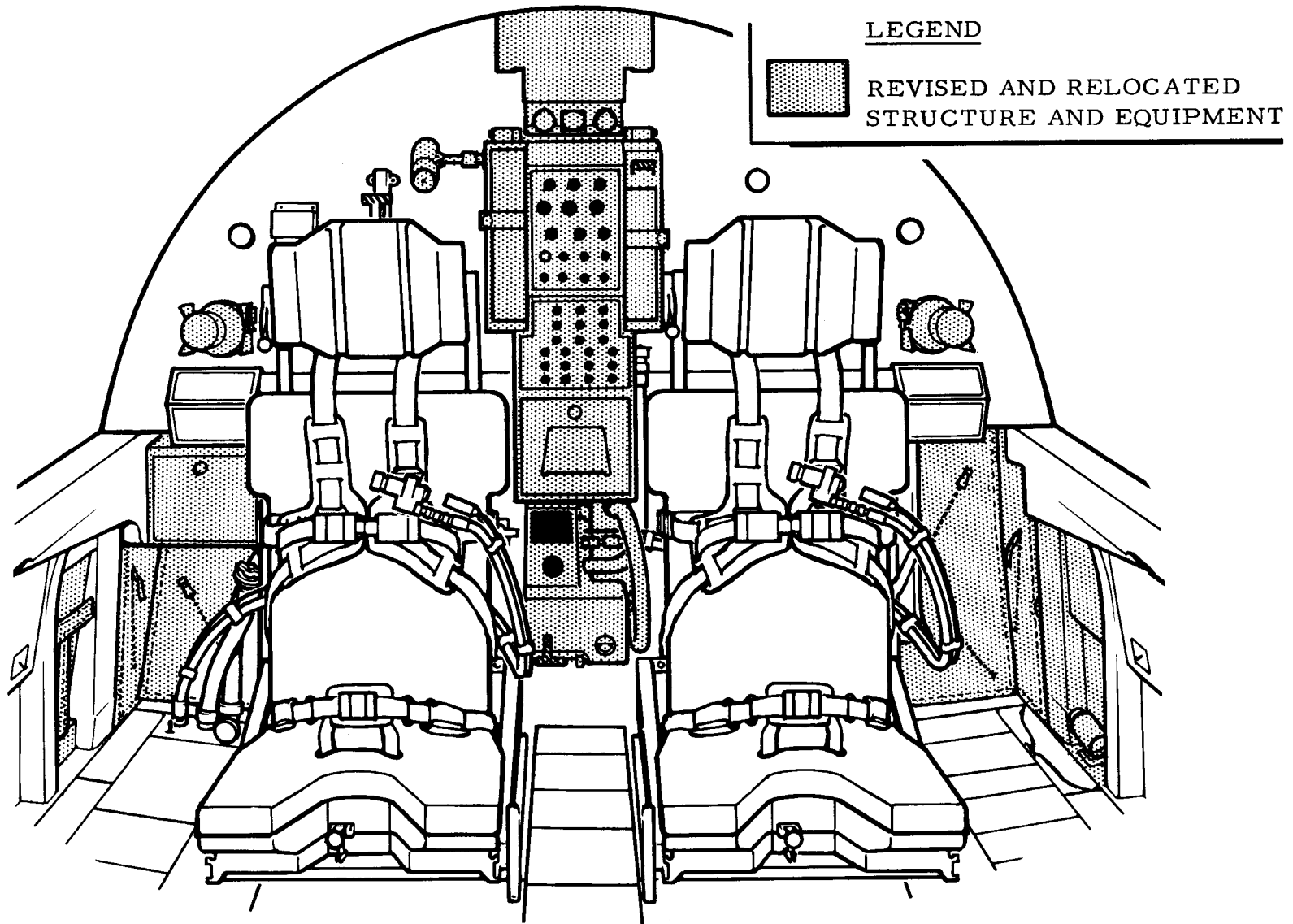
F-111D CREW STATION ARRANGEMENT

(AIRPLANE 16, 254 AND ON)



F-111D CREW STATION

TAC 16 AND 254 - ON



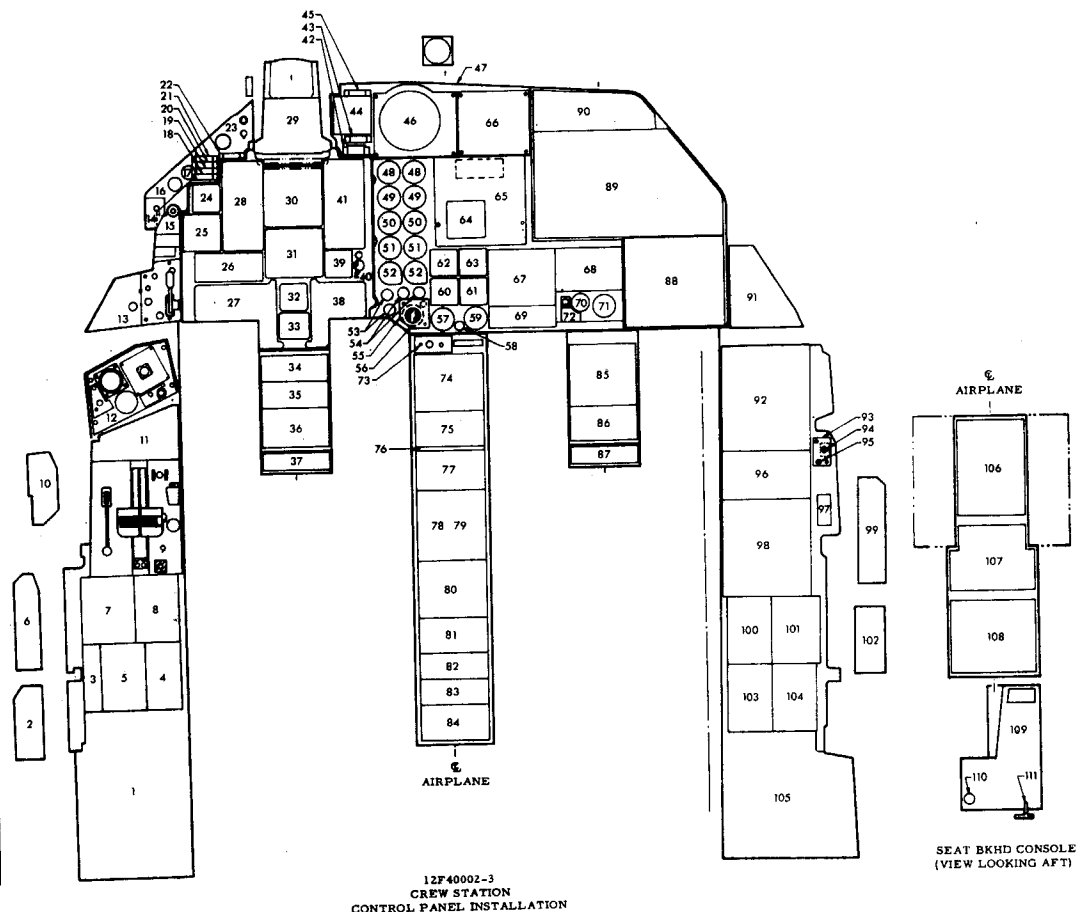
MANUFACTURING ENGINEERING
ST-750-84 13 February 1968
FW68/403/VG-127-1

FB-111A CREW STATION ARRANGEMENT

(SRAM 3-53)

1.	12C1317	Stowage	57.	CE00023-2-2	Fuel Qty Indicator (Total)
2.	12F5045-5	Auxiliary Flight Control-Test	58.	H12D2450	Fuel Qty Indicator Fuselage
3.	12K305	Close-Out Panel	59.	CE00023-1-7	Rate of Climb Indicator
4.	12K305	Oxygen Suit	60.	AAU-18/A	Standby Altitude Indicator
5.	12E205-817	Air Conditioner	61.	AAU-16/A	Standby Airspeed Indicator
6.	12C1318	Auxiliary Flight Control-Center	62.	AVU-19/A	Standby Att Indicator
7.	12C1301	Auto Pilot Damper	63.	MS27150-3	Brg. Dist. Heading Indicator
8.	12F45035-7	Panel Display-Inter Comm.	64.	CF00004-5	RSD
9.	12M4001	Throttle-Engine Controls	65.	CE00156-1	Control Indicator
10.	12C1316	Auxiliary Flight Control-Fwd.	66.	CE00001-18-8	UHF Panel
11.	12E210-853	Miscellaneous Panel	67.	C6364/ARC109	Attack Radar
12.	12E40208-803	Panel Display-Auxiliary Gages	68.	CE00139-7-2	Close-Out Panel
13.	12M4601	Landing Gear Controls	69.	12F5045-82	True Airspeed Indicator
14.	12F5016-15	Panel	70.	CF00023-3	Oxygen Qty Indicator
15.	12F5003-9	Panel	71.	CF00026-2	Radio Call
16.	12F2147	Panel	72.	12F45047-7	Air Recp
17.	C3603-1	Cover	73.	12F5043-7	Fuel Panel
18.	CE00040-8-1	Reduce Speed	74.	12E207-867-871	TFR Control
19.	CE00040-8-3	Canopy	75.	CE00184-4-1	Close-Out Panel
20.	CE00040-8-4	Cabin Pressure	76.	12F5045-819	Center Throttle Fwd.
21.	CE00040-8-6	Ref. Not Engaged	77.	12E40222-1	Center Throttle
22.	12F5033-71	Cowl	78.	12E40213-1	Panel
23.	12F2142	Warning Indicator Panel	79.	12E40213-3	UHF Comm.
24.	CF00015-11	Total Temp.	80.	C6364/ARC109	Tacan Control
25.	CF00030-1-1	Wing Sweep & Flap/Slat Indicator	81.	C39237/ARN-52V	ILS Control Panel
26.	CF00035-1	Mode Selector	82.	C6376/ARN 58A	Radar XPDR
27.	CE00040-18-1	Caution Light Panel	83.	CE00079-4-1	Close-Out Panel
28.	AVK-18/A246-18	Airspeed-Mach Indicator	84.	12F5045-803	IFF Control
29.	CE00012-5-1	Sight, Optical Display	85.	C6717P/APX-64	Close-Out Panel
30.	ARU-11/A	Attitude Dir. Indicator	86.	12F5045-803	Close-Out Panel
31.	AQU-4/A	Horiz. Situation Indicator	87.	12F5045-5	NAV. Display
32.	ABU-11/A	Clock	88.	CE00165-2-1	Attack Radar Indicator
33.	CF00033-1-1	Ind. -Pos. Contr	89.	CE00139-5-2	Threat Unit
34.	12E40206-1	Ext Envir.	90.	CE00001-6-2	Nuclear Weapons
35.	DCK129/A246	Compass Cont.	91.	12E40202-3	Stores Control
36.	12E40209-5	Elect. Panel	92.	12E40201-801	SRAM Cooling
37.	12E40212-3	Antenna Selector	93.	12F45049-7	Switch
38.	CE00040-19-1	Caution Light Panel	94.	MS25307-232	Connector
39.	CF00044-1	BNDD	95.	CL133-1	SRAM Control
40.	H12D2450	Trim	96.	2A14463A102-11	Radio Beacon
41.	AAK-17/A246-17	Alt-Vert Speed Indicator	97.	12F6122-7	Computer Control
42.	CE00040-7-1	Master Caution Light	98.	CE00165-1-2	Close-Out Panel
43.	CE00040-8-5	Radar Alt. Low	99.	12F5033-819	HF Comm Control
44.	CF00006-5	Radar Alt. Indicator	100.	C7073/ARC-123	CMDS Control Panel
45.	CE00040-8-2	NWS/A/R	101.	12Z2510-829	Inter Comm.
46.	CE00004-3-11	TRF Indicator	102.	CE00008-6-2	EMC Panel Prov.
47.	12F42155	Flight Panel	103.	12F45035-7	Stowage
48.	ERU-5A/A	Tach Indicator	104.	12F5045-801	Lighting Panel
49.	CF00022-16	Turbine Inlet Temp Indicator	105.	-	Power Panel
50.	EFU-22A/A	Fuel Flow Indicator	106.	12E2219-801	Ground Check
51.	CF00010-1-2	Nozzle Pos Indicator	107.	12E2216-815	Oxygen Suit
52.	CF00008-1-2	Engine Pressure Ratio Ind	108.	12E2211-815	Oxygen Pressure
53.	ACU-1A/U	Hyd Pressure Indicator	109.	-	Emergency Oxygen
54.	EGU 11/A	Oil Pressure Indicator	110.	-	
55.	12F45020-7	Fuel Select Panel	111.	-	
56.	CE00023-4-3	Fuel Select Switch			

* INDICATES PART NUMBER TO BE ADDED
WHEN AVAILABLE



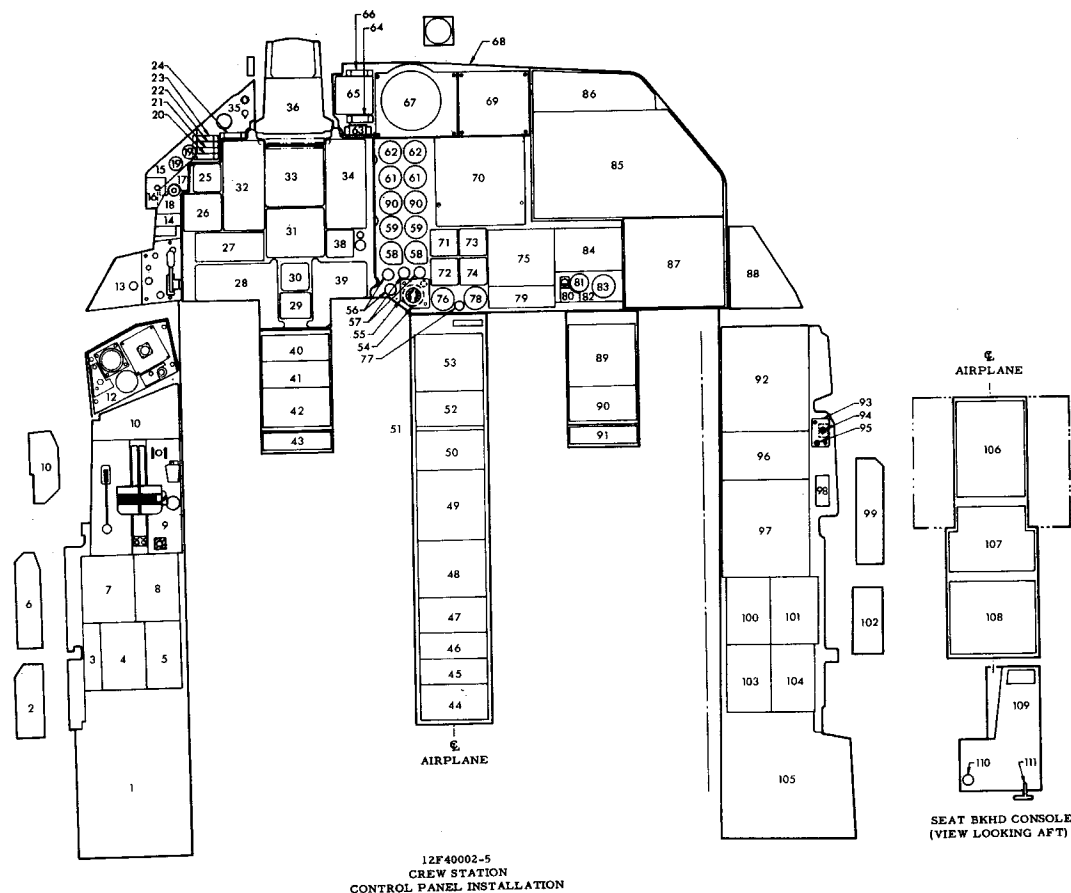
154a

FB-111A CREW STATION ARRANGEMENT

(SRAM 53 & ON)

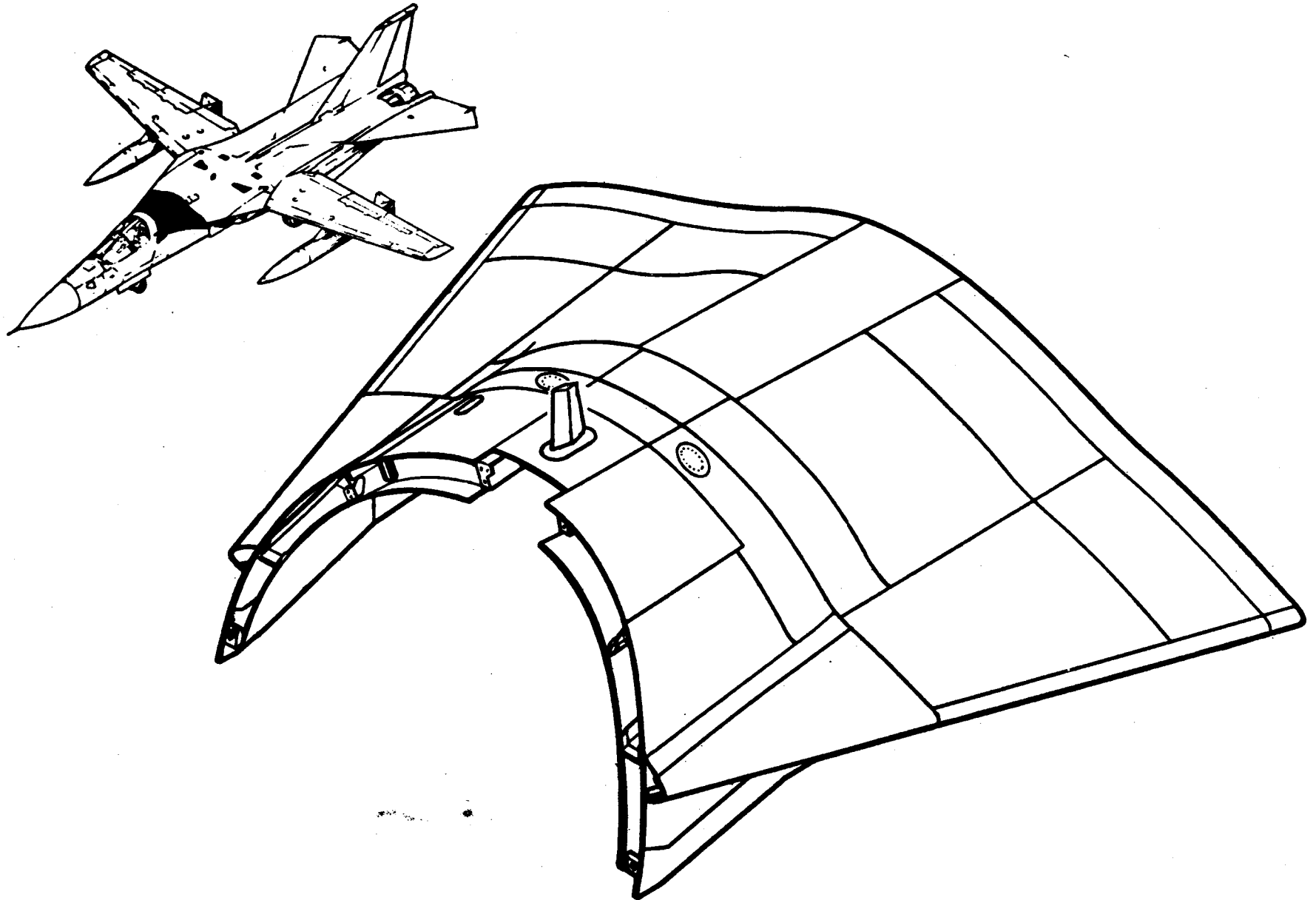
1.	12C1317	Stowage	57.	EGU-10/A(2)	Oil Pressure Indicator
2.	12F5045-5	Auxiliary Flight Control-Test	58.	CF00008-1-2	Engine Pressure Ratio Indicator
3.	12K305	Close Out Panel	59.	CF00010-1-20	Nozzle Position Indicator
4.	12K305	Oxygen Suit	60.	EFU-22/A-A-2	Fuel Flow Indicator
5.	*	Air Conditioner	61.	CF00022-20	Turbine Inlet Temp. Indicator
6.	12C1318	Auxiliary Flight Control-Center	62.	ERU/6A/A	Tach Indicator
7.	12C1301	Auto Pilot Damper	63.	CE00040-7-1	Master Caution Light
8.	C7424/A/C-26()	Inte Comm.	64.	CE00040-8-5	Radar Alt. Low
9.	12M4001	Throttle-Engine Controls	65.	CF00006-20	Radar Alt. Indicator
10.	12C1316	Auxiliary Flight Control-Fwd.	66.	CE00040-8-2	NWS1 A/R
11.	*	Misc. Panel	67.	*	TFR Indicator
12.	*	Auxiliary Gages	68.	12F42155	Flight Panel
13.	12M4601-5	Landing Gear Control	69.	*	Control Indicator
14.	12N032	Plate	70.	*	HSD
15.	12F2147	Fire Control Panel	71.	AVU-19/A	Standby Airspeed Indicator
16.	*	Agent Disch Fire Detector	72.	AAU-18/A	Rate of Climb Indicator
17.	*	External Stores Jettison	73.	MS27150-3	Standby Alt. Indicator
18.	*	L. G. & Flap Placard	74.	AAU-16/A	Standby Alt. Indicator
19.	*	Fire Push	75.	C7425/ARC109	UHF Panel
20.	CF00040-8-1	Reduce Speed	76.	*	Fuel Quantity Indicator (Total)
21.	CE00040-8-3	Canopy	77.	H12D2450	Fuel Quantity Indicator (Fuee.)
22.	CE00040-8-4	Cabin Pressure	78.	*	Close Out Panel
23.	CE00040-8-6	Ref Not Engaged	79.	12F5045-821	Radio Call
24.	12F5033-71	Cowl	80.	*	True Airspeed Indicator
25.	CF00015-20	Total Temp. Indicator	81.	CF00023-20	Instrument Panel
26.	CF00030-1-20	Wing Sweep & Flap/Slat Ind.	82.	12F42193-3	Oxygen Quantity Indicator
27.	CF00035-20	Mode Select	83.	GMU-59/A	Attack Radar
28.	CF00040-18-1	Caution Light Panel	84.	*	Attack Radar Indicator
29.	CF00033-1-20	Ind - Pos - Control	85.	*	Threat Unit
30.	ABU - 11/A	Clock	86.	*	NAV Display
31.	AQU - 4/A	Horis. Situation Indicator	87.	*	Nuclear Weapons
32.	AVK-21/4246-18A	Air Speed - Mach. Indicator	88.	*	IFF Control
33.	ARU - 11A	Attitude Director	89.	C7483/APX-69	Close Out Panel
34.	AAK-23/A246-17A	Alt. - Vert Speed Indicator	90.	12F5045-803	Close Out Panel
35.	12F2142	Warning Indicator Panel	91.	12F5045-5	Stores Control
36.	*	Sight, Optical Display	92.	*	SRAM Cooling
37.	H12D2450	Trim	93.	12F45049-9	Switch
38.	CF00044-20	BNDD	94.	MS25307-232	Connector
39.	CE00040-19-5	Caution Light Panel	95.	C133-1	SRAM Control
40.	*	External Environmental	96.	2A14463A101-11	Computer Control
41.	DCR128/A24G	Compass Control	97.	*	Radio Beacon
42.	*	Electrical Panel	98.	12F6122-7	Close Out Panel
43.	*	Antenna Selector	99.	12F5033-819	HF Comm. Control
44.	12F5045-803	Close Out Panel	100.	C7426/ARC-123()	CMDS Control Panel
45.	*	Radar X PDR	101.	12Z2610-835	CMRS Control Indicator
46.	C7422/ARN93	ILS Control Panel	102.	*	Inte Comm.
47.	C7712/ARN-52()	Tacan Control	103.	C7424/A1C-26()	ECM Control Panel
48.	C7425/ARC109	UHF Communication	104.	*	Stowage
49.	*	Panel	105.	*	Lighting Panel
50.	*	Center Throttle Fwd.	106.	*	Power Panel
51.	12F5045-819	Close Out Panel	107.	*	Ground Check
52.	*	TFR	108.	*	Oxygen Suit
53.	*	Fuel Panel	109.	*	Oxygen Press
54.	*	Fuel Select	110.	*	Emergency Oxygen
55.	*	Fuel Select Panel	111.	*	
56.	AGU-1B/U(2)	Hydraulic Pressure Indicator			

* INDICATES PART NUMBER TO BE ADDED WHEN AVAILABLE



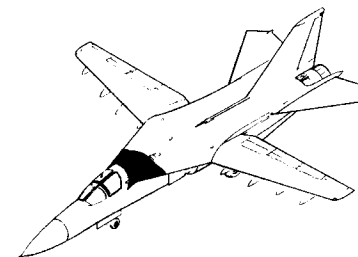
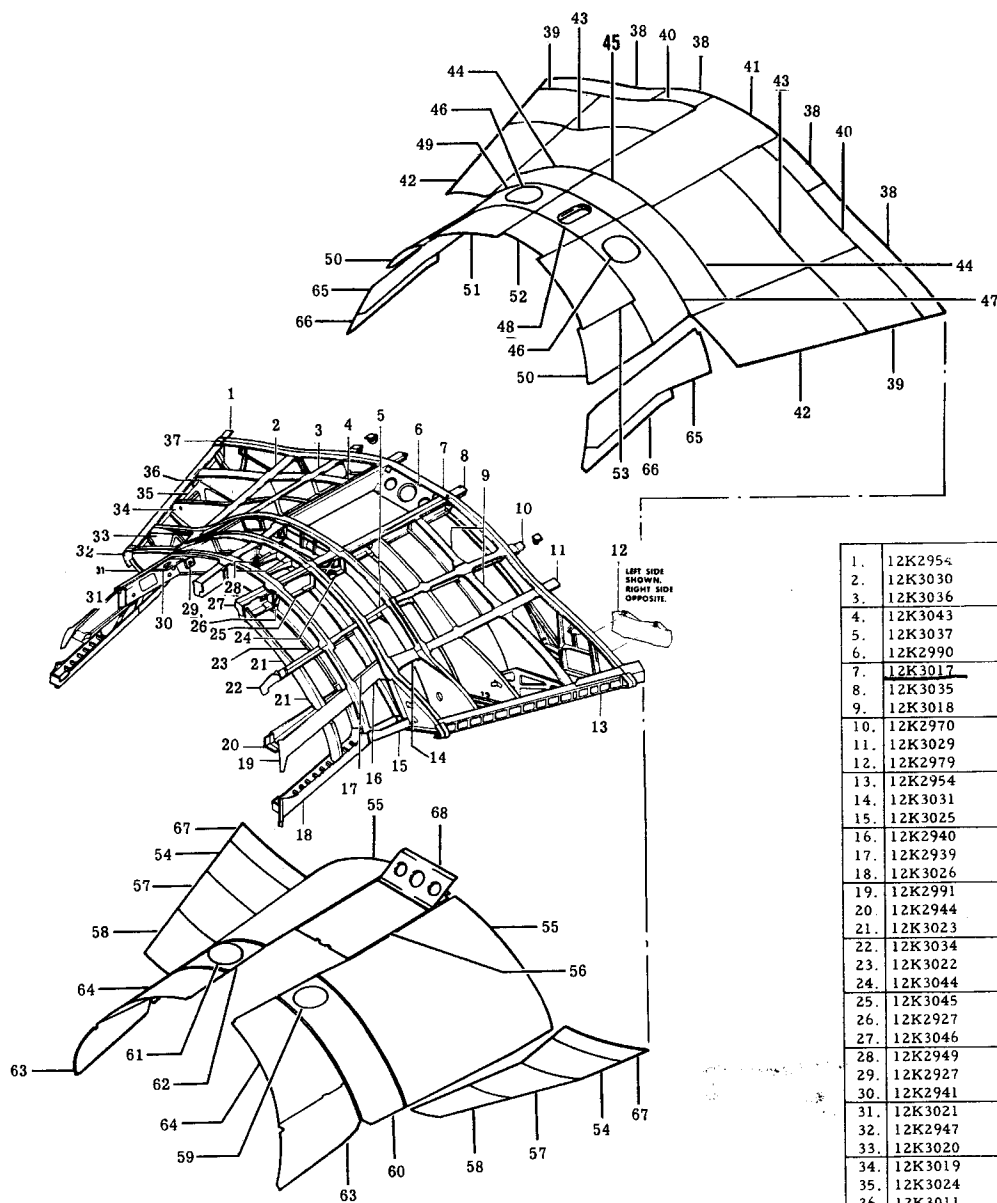
F-111 STABILIZATION GLOVE

TAC 31-ON, BOMBER 3-ON



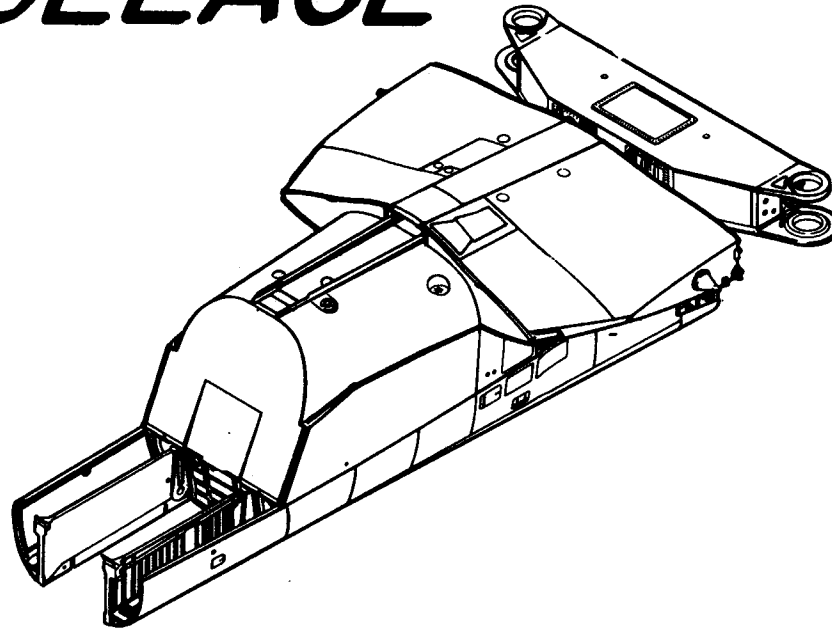
F-111A STABILIZATION GLOVE BREAKDOWN

ITEM 8600 TAC 19-00



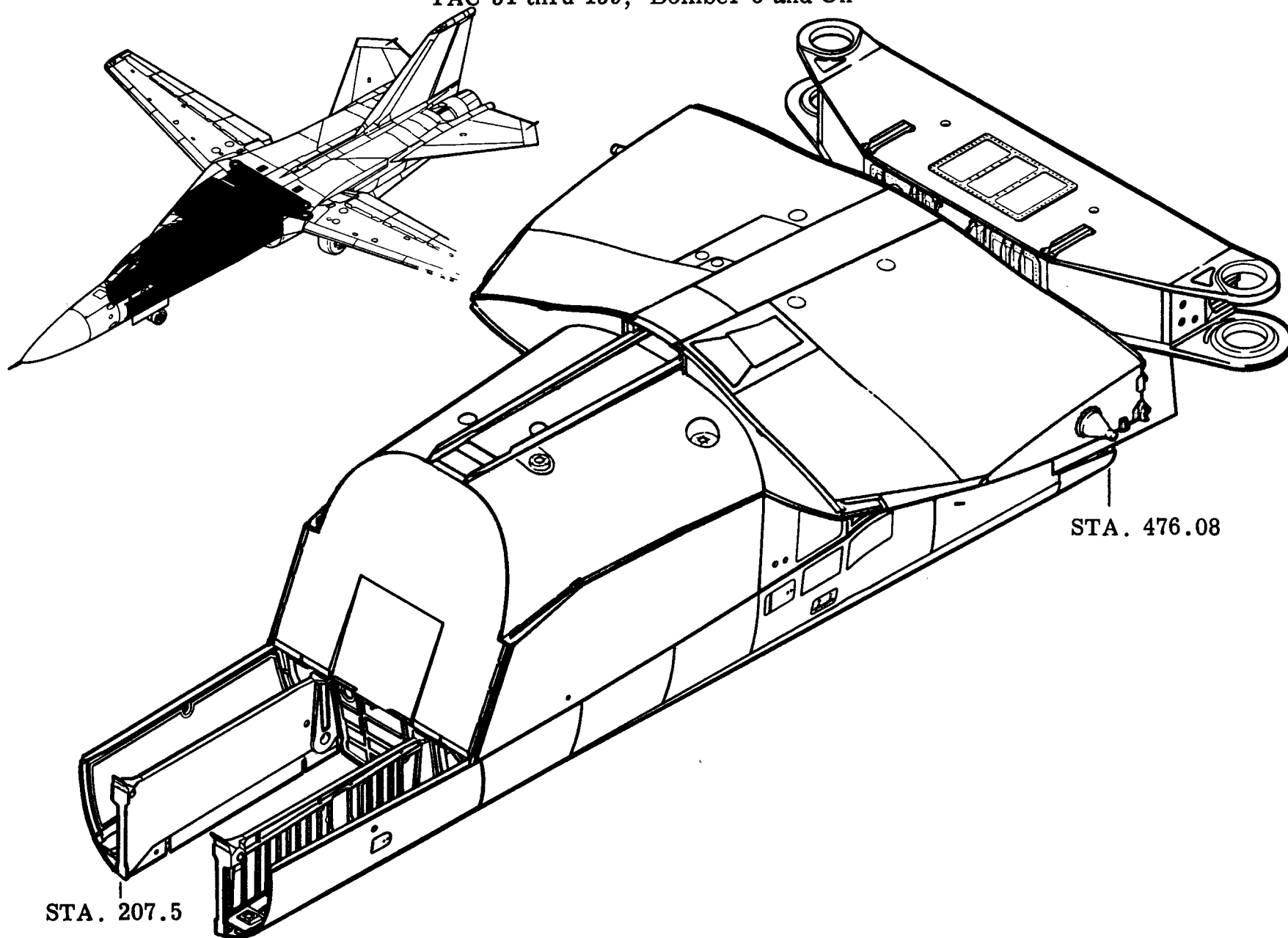
1.	12K2954	BEAM	37.	12K2939	LONGERON
2.	12K3030	LONGERON	38.	12K2952	COVER
3.	12K3036	BEAM	39.	12K3013 (19-30)	COVER
4.	12K3043	BEAM	39.	12K3013 (31-50)	COVER
5.	12K3037	BEAM	39.	12K3013 (51-ON)	COVER
6.	12K2990	RAMP	40.	12K3001	SKIN
7.	12K3017	FRAME	41.	12K3006	COVER
8.	12K3035	BRACKET	42.	12K2994	SKIN
9.	12K3018	FRAME	43.	12K2997	SKIN
10.	12K2970	BRACKET	44.	12K3003	SKIN
11.	12K3029	BRACKET	45.	12K3004	COVER
12.	12K2979	FLAP, PITCH	46.	12K2931	COVER
13.	12K2954	BEAM	47.	12K2934	SKIN
14.	12K3031	LONGERON	48.	12K2948	SKIN
15.	12K3025	LONGERON	49.	12K2932	SKIN
16.	12K2940	PLATE	50.	12K3005	COVER
17.	12K2939	LONGERON	51.	12K3002	COVER
18.	12K3026	LONGERON	52.	12K3009 (19-24)	COVER
19.	12K2991	ANGLE	52.	12K2900 (19-24)	COVER
20.	12K2944	LONGERON	52.	12K2900 (31-ON)	COVER
21.	12K3023	FRAME	53.	12K3008	COVER
22.	12K3034	SUPPORT	54.	12K2978	SKIN
23.	12K3022	FRAME	55.	12K2995	SKIN
24.	12K3044	BEAM	56.	12K3042	PAN
25.	12K3045	BEAM	57.	12K3007	COVER
26.	12K2927	BRACKET	58.	12K2999	COVER
27.	12K3046	FITTING	59.	12K2929	COVER
28.	12K2949	SUPPORT	60.	12K2935	SKIN
29.	12K2927	BRACKET	61.	12K2937	COVER
30.	12K2941	BRACKET	62.	12K2936	SKIN
31.	12K3021	FRAME	63.	12K2971	SKIN
32.	12K2947	SUPPORT	64.	12K2996	SKIN
33.	12K3020	FRAME	65.	12K2973	SKIN
34.	12K3019	FRAME	66.	12K2982	COVER
35.	12K3024	SUPPORT	67.	12K2987	COVER ASSEMBLY
36.	12K3011	FRAME	68.	12K2990	SUPPORT DETAILS

FORWARD CENTER FUSELAGE



F-111A / FB-111A FWD CTR. FUSELAGE

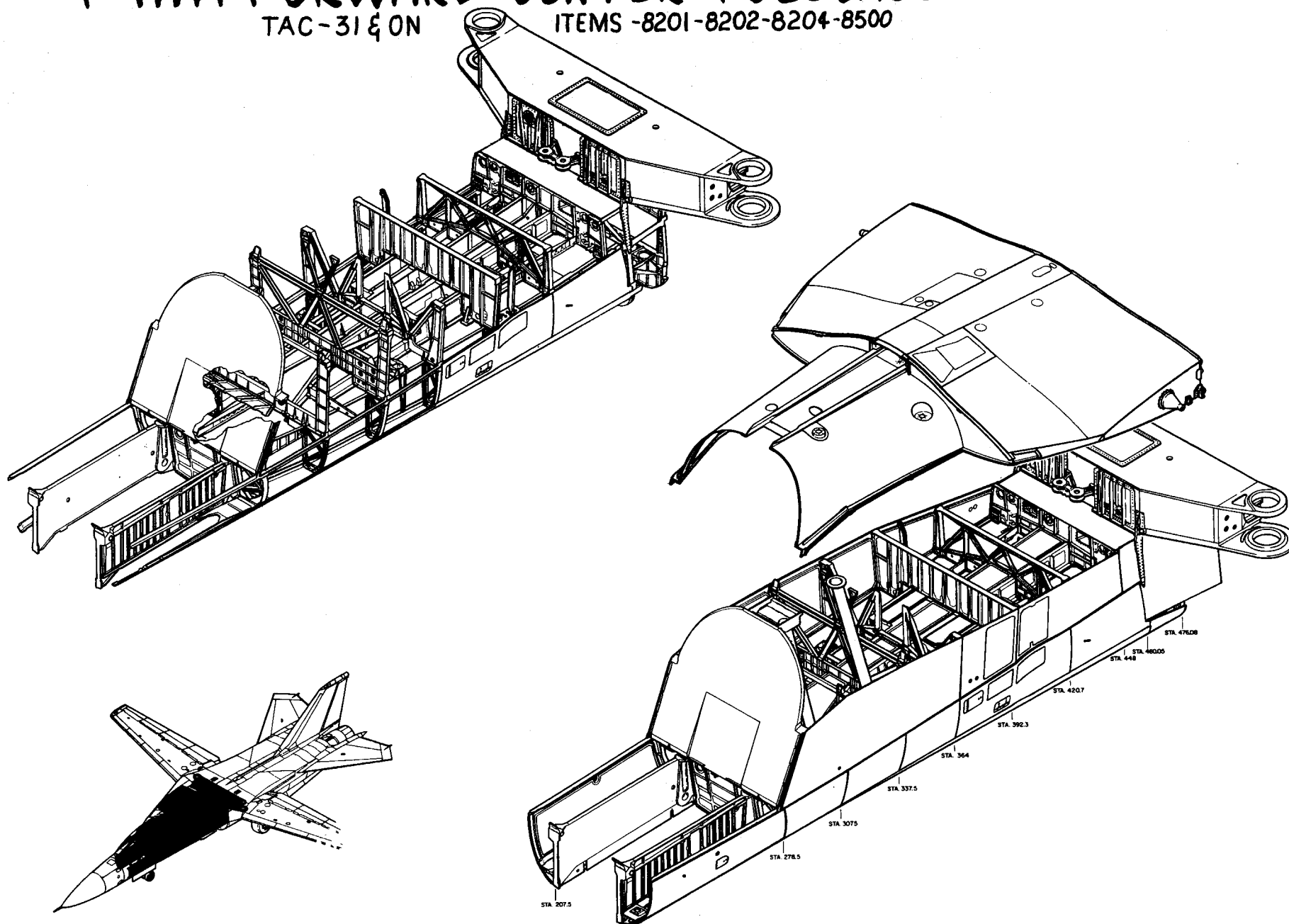
TAC 31 thru 159; Bomber 3 and On



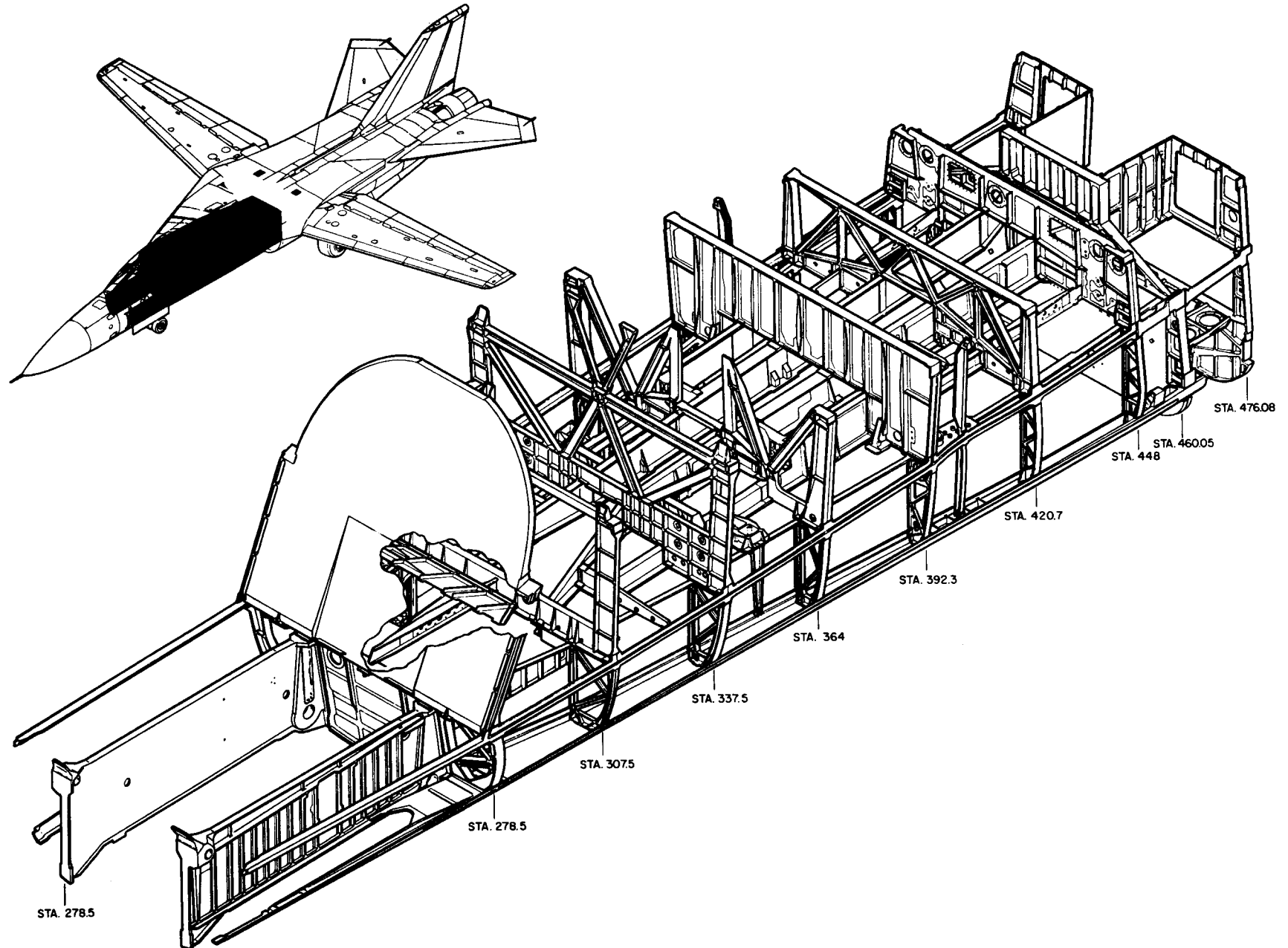
F-111A FORWARD CENTER FUSELAGE STRUCTURE

TAC-31 & ON

ITEMS -8201-8202-8204-8500

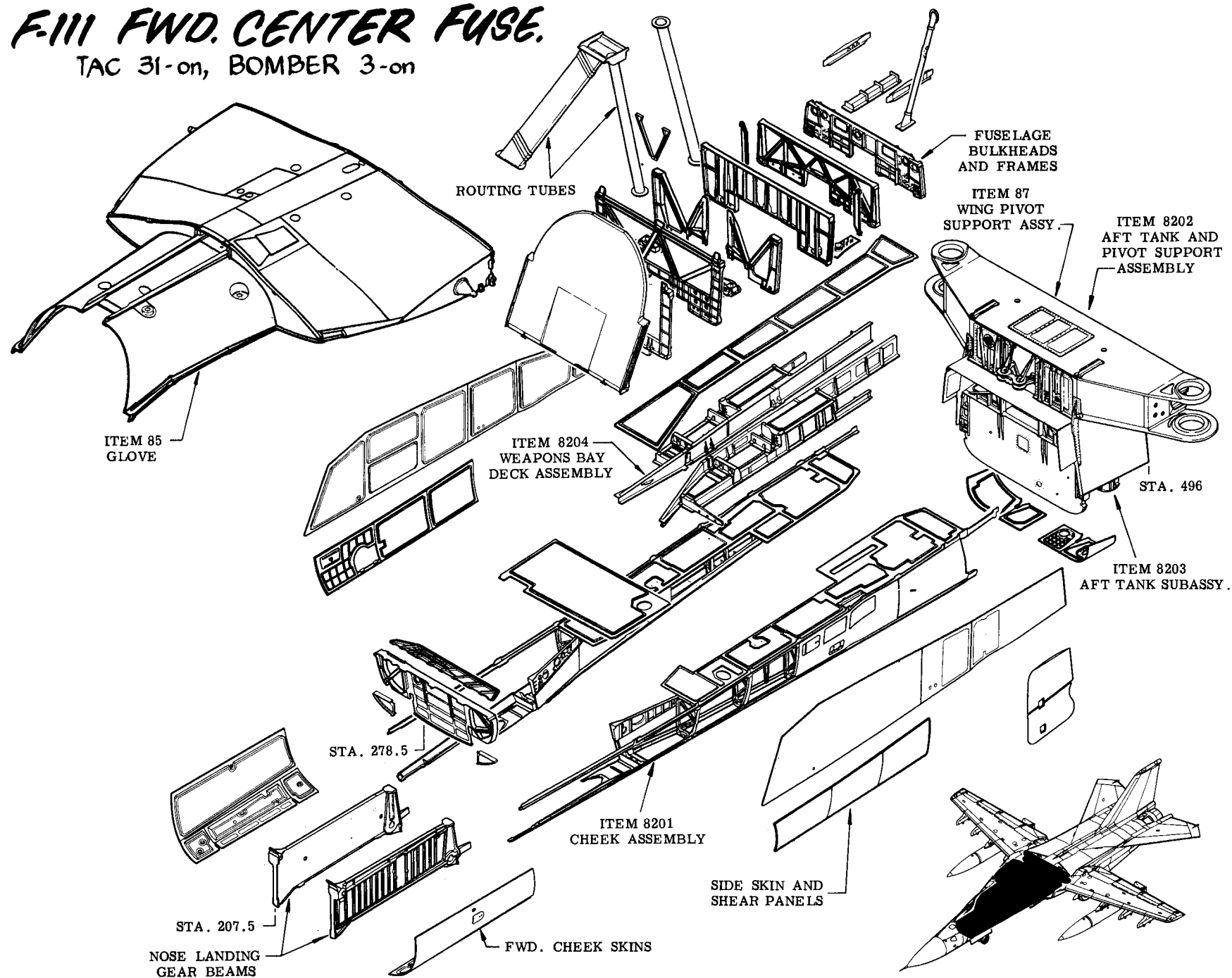


FWD CTR FUSELAGE STRUCTURE ITEM 82

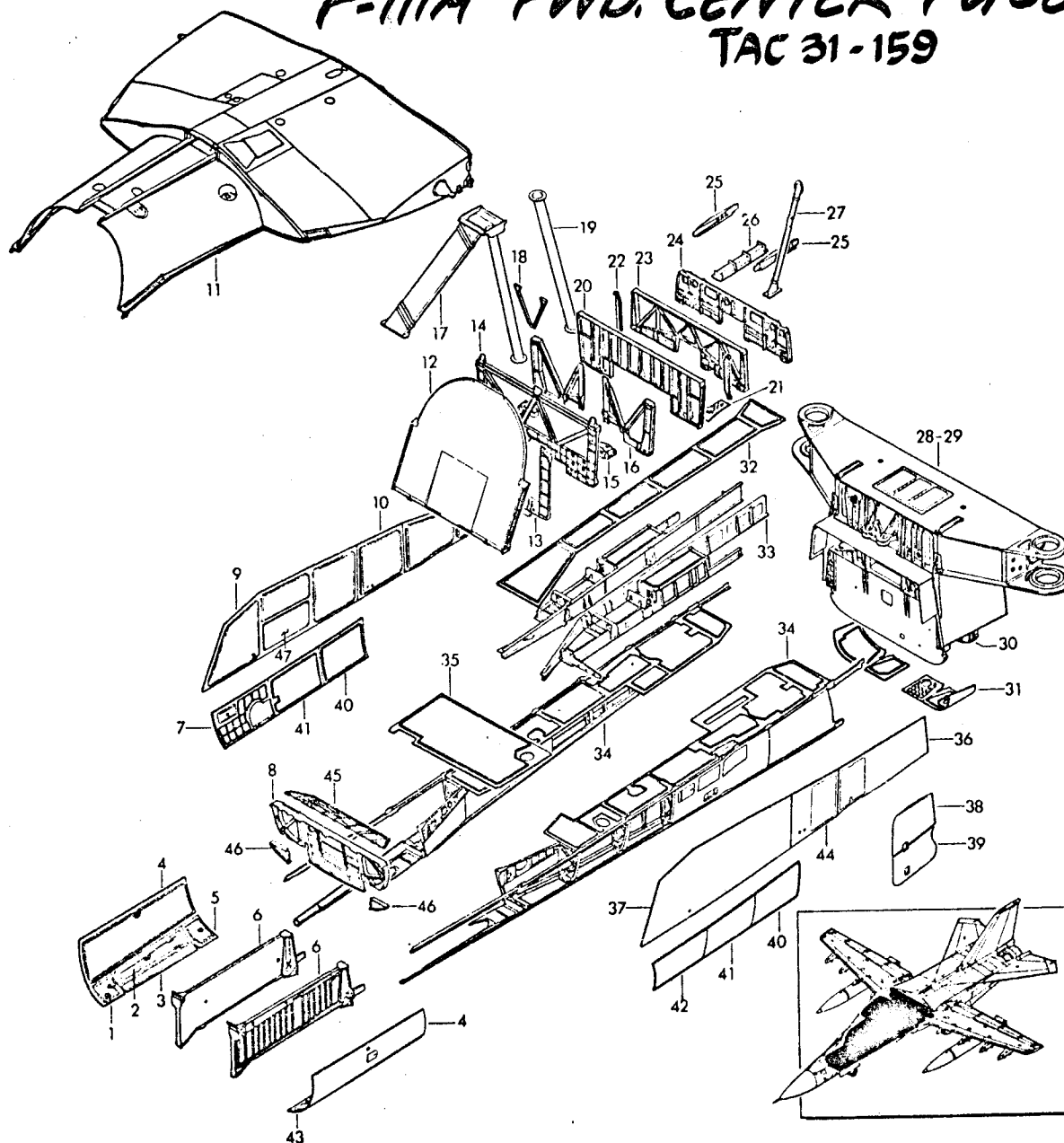


F-111 FWD. CENTER FUSE.

TAC 31-on, BOMBER 3-on



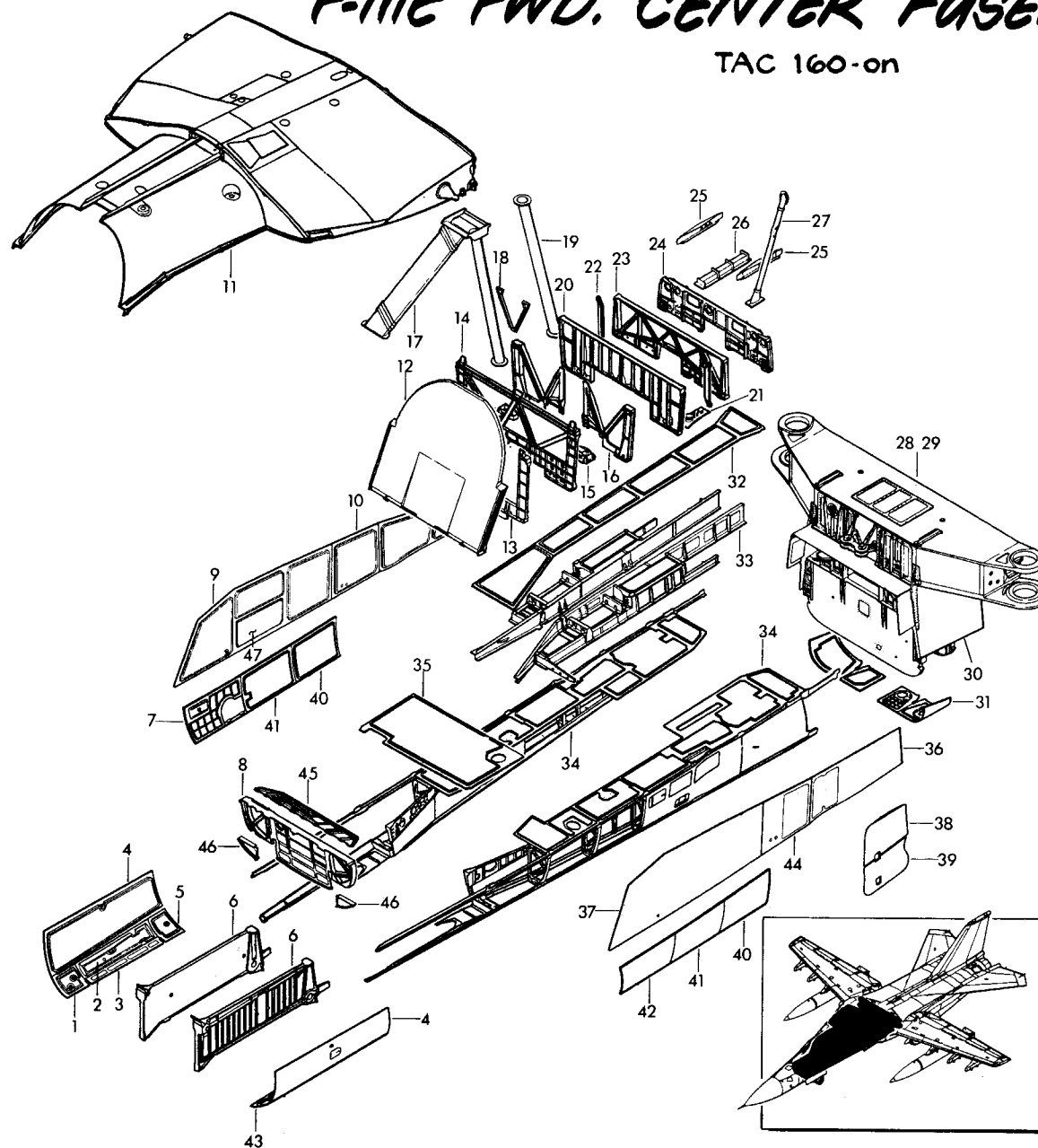
F-111A FWD. CENTER FUSELAGE TAC 31-159



	12B020	Fwd. Center Fuselage Item 8200
1.	12B3046	Skin R.H.
2.	12F4101	Cover, Ladder L/R
3.	12B3044	Skin L/R
4.	12B5051	Cover, Sta. 207.35 - 277.39 (TAC 31 - 49)
4.	12B5053	Cover, Sta. 207.35 - 277.39 (TAC 50 - On)
5.	12B3045	Skin L/R
6.	12B4021	Beam, Nose Landing Gear L/R
7.	12B5611	Panel Sta. 278.5 - 307.5
8.	12B2615	Bhd., Lower Sta. 278.5
9.	12B3111	Skin Sta. 278 - 364 L/R
10.	12B8101	Skin L/R
11.	12B090	Glove
12.	12B2101	Fuel Bhd. Canted
13.	12B4191	Beam Sta. 307.5
14.	12B2103	Bulkhead, Sta. 337.5
15.	12B7131	Support, Trapeze Sta. 353.17
16.	12B2104	Frame, Sta. 364
17.	12B8110	Tube Assy.
18.	12B7192	Yoke, Glove Sta. 337.5
19.	12B8121	Tube Routing
20.	12B2650	Fuel Bhd. Sta. 392.3
21.	12P144	Flange, Fuel Floor
22.	12B2157	Splitter Support
23.	12B2660	Fuel Bhd., Sta. 420.7
24.	12B2670	Fuel Bhd. Sta. 448
25.	12B4176	Fuel Floor Beam
26.	12B7160	Housing, Fin Recess
27.	12B8132	Tunnel, Routing
28.	12B7300	Pivot Support
29.	12B073	Pivot Support and Aft Tank
30.	12B073	Aft, Tank Subassembly
31.	12B3681	Skin
32.	12B4135	Deck, Sta. 337.5 - 460.05
33.	12B070	Trapeze Housing Assembly
34.	12B071	Fwd. Center Fuselage Cheek Assy.
35.	12B4110	Floor, Sta. 275 - 307.5
36.	12B3121	Skin, Sta. 392.3 - 448
37.	12B3111	Cover Sta. 278.5 - 364.
38.	12B8151	Fuselage Fill
39.	12B8156	Fuselage Fill
40.	12B5617	Cover Sta. 337.5 - 364. L/R
41.	12B5615	Cover Sta. 307.5 - 337.5 L/R
42.	12B5610	Cover Sta. 278.5 - 307.5
43.	12B3043	Skin L.H.
44.	12B3113	Skin Sta. 364 - 392.3
45.	12B4101	Beam, Stab. Canted Bulkhead
46.	12B2616	Corner Bhd., Lower F.S. 277
47.	12B5126	Cover - Fuel Access, R.H.

F-111E FWD. CENTER FUSELAGE

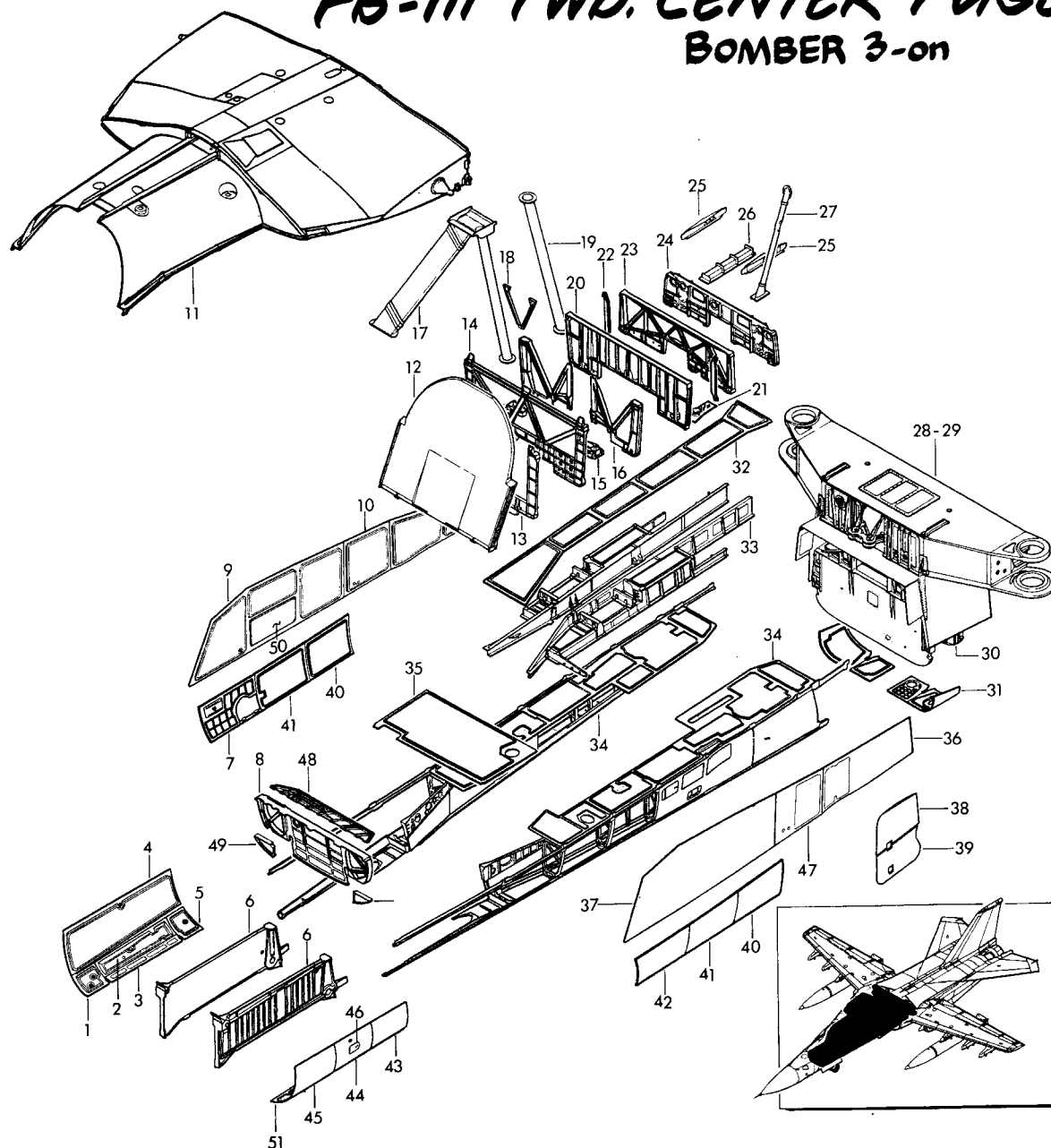
TAC 160-on



1.	12B3046	Skin - R.H.
2.	12F4083	Cover
3.	12B3044	Skin L/R
4.	12B5053	Cover Sta. 207.35 - 377.39
5.	12B3045	Skin L/R
6.	12B4021	Beam, Nose Landing Gear L/R
7.	12B5611	Panel Sta. 278.5 - 307.5
8.	12B2615	Bhd. Lower Sta. 278.5
9.	12B3111	Skin Sta. 278-364 L/R
10.	12B8101	Skin L/R
11.	12B090	Glove
12.	12B2101	Fuel Bulkhead, Cantd
13.	12B4191	Beam, Sta. 307.5
14.	12B2103	Bulkhead Sta. 337.5
15.	12B7139	Support, Trapeze Sta. 353.17
16.	12B2104	Frame, Sta. 364
17.	12B8110	Tube Assembly
18.	12B7192	Yoke, Glove Sta. 337.5
19.	12B8121	Tube Routing
20.	12B2650	Fuel Bulkhead Sta. 392.3
21.	12P144	Flange, Fuel Floor
22.	12B2157	Splitter Support
23.	12B2660	Fuel Bulkhead Sta. 420.7
24.	12B2670	Fuel Bulkhead Sta. 448.
25.	12B4176	Fuel Floor Beam
26.	12B7160	Housing, Fin Recess
27.	12B8132	Tunnel, Routing
28.	12B7300	Pivot Support
29.	12B073	Pivot Support And Aft Tank
30.	12B073A	Aft Tank Subassembly
31.	12B3681	Skin
32.	12B4135	Deck Sta. 337.5 - 460.05
33.	12B070	Trapeze Housing Assembly
34.	12B071	Fwd. Center Fuse. Cheek Assy.
35.	12B4110	Floor Sta. 275-307.5
36.	12B3121	Skin Sta. 392.3-448
37.	12B5610	Cover Sta. 378.5 - 307.5
38.	12B8151	Fuselage Fill (A1 239-On)
38.	12B8051	Fuselage Fill (A1 160-238)
39.	12B8156	Fuselage Fill (A1 239-On)
39.	12B8056	Fuselage Fill (A1 160-238)
40.	12B5617	Cover Sta. 337.5 - 364 L/R
41.	12B5615	Cover Sta. 307.5 - 337.5 L/R
42.	12B5610	Cover Sta. 278.5 - 307.5
43.	12B3043	Skin, L.H.
44.	12B3113	Skin Sta. 364-392.3
45.	12B4101	Beam, Stab. Cantd Bhd.
46.	12B2616	Cover Bhd., Lwr., F.S. 277
47.	12B5126	Cover - Fuel Access, R.H.

FB-111 FWD. CENTER FUSELAGE

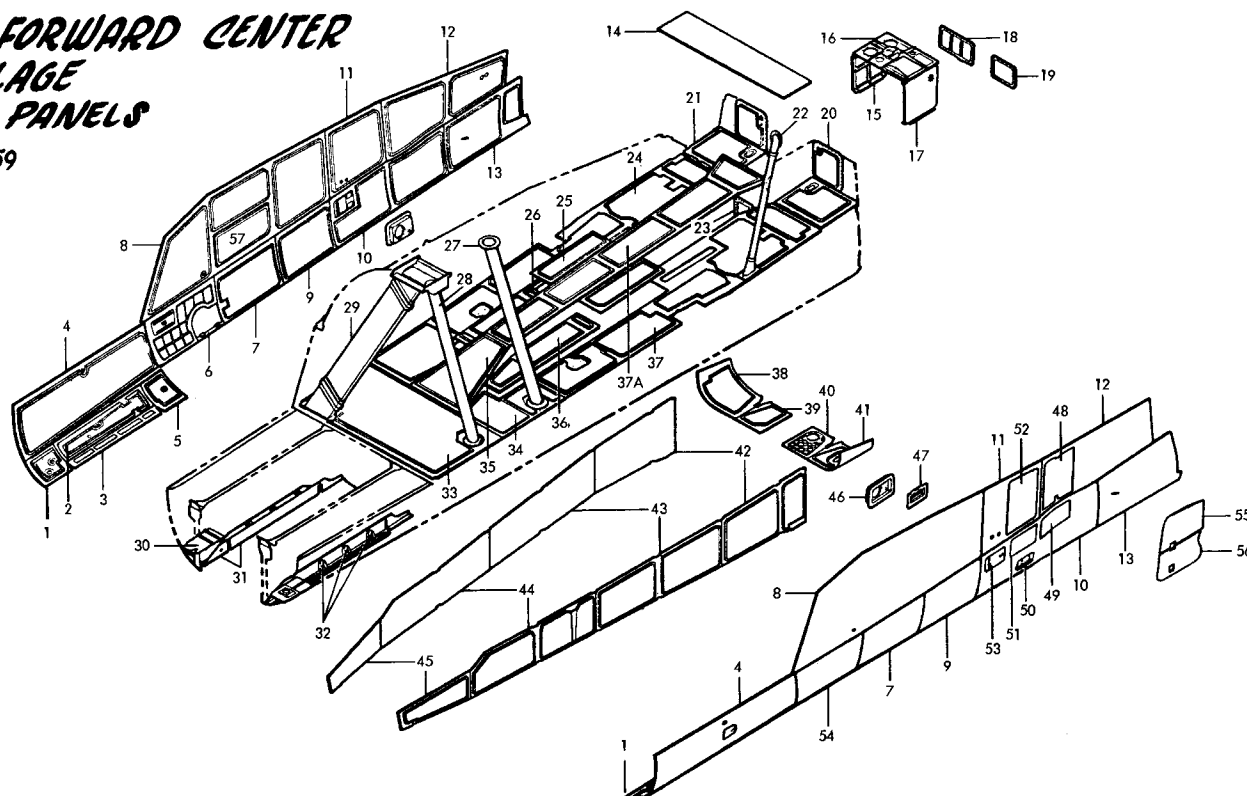
BOMBER 3-on



1.	12B3043	Skin
2.	12F4101	Cover, Ladder L/R
3.	12B3044	Skin L/R
4.	12B5051	Cover, Sta. 207.35 - 277.39
5.	12B3045	Skin L/R
6.	12B4021	Beam, Nose Landing Gear L/R
7.	12B5611	Panel Sta. 278.5 - 307.5
8.	12B2615	Bhd Lower Sta. 278.5
9.	12B31111	Skin Sta. 278 - 364 L/R
10.	12B8101	Skin L/R
11.	12B090	Glove
12.	12B2101	Fuel Bhd. Canted
13.	12B4191	Beam, Sta. 307.5
14.	12B2103	Bulkhead Sta. 337.5
15.	12B7139	Support Trapeze Sta. 353.17
16.	12B42104	Frame Sta. 364.
17.	12B8110	Tube Assy.
18.	12B7192	Yoke, Glove Sta. 337.5
19.	12B8121	Tube Routing
20.	12B42650	Fuel Bulkhead Sta. 392.3
21.	12P144	Flange, Fuel Floor
22.	12B2157	Splitter Support
23.	12B2660	Fuel Bulkhead Sta. 420.7
24.	12B2670	Fuel Bulkhead Sta. 448
25.	12B4176	Fuel Floor Beam
26.	12B47160	Housing Fin Recess
27.	12B8132	Tunnel, Routing
28.	12B7300	Pivot Support
29.	12B073	Pivot Support And Aft Tank
30.	12B073A	Aft Tank Subassembly
31.	12B3681	Skin
32.	12B4135	Deck Sta. 337.5 - 460.05
33.	12B40010	Trapeze Housing Assembly
34.	12B071	Fwd. Center Fuse. Cheek Assy.
35.	12B4110	Floor, Sta. 275 - 307.5
36.	12B3121	Skin, Sta. 392.3 - 448
37.	12B5610	Cover, Sta. 278.5 - 307.5
38.	12B8151	Fuselage Fill
39.	12B8156	Fuselage Fill
40.	12B5617	Cover, Sta. 337.5 - 364 L/R
41.	12B5615	Cover Sta. 307.5 - 337.5 L/R
42.	12B5610	Cover Sta. 378.5 - 307.5 L/R
43.	12B5056	Cover - L.H.
44.	12B5055	Cover - L.H.
45.	12B5054	Cover - L.H.
46.	12B5057	Access Door - L.H.
47.	12B3113	Skin - Sta. 364 - 392.3
48.	12B4101	Beam - Stab., Canted Bhd.
49.	12B2616	Corner Bhd., Lwr., F.S. 277
50.	12B5126	Cover - Fuel Access, R.H.
51.	12B3043	Skin, L.H.

F-111A FORWARD CENTER FUSELAGE SKIN PANELS

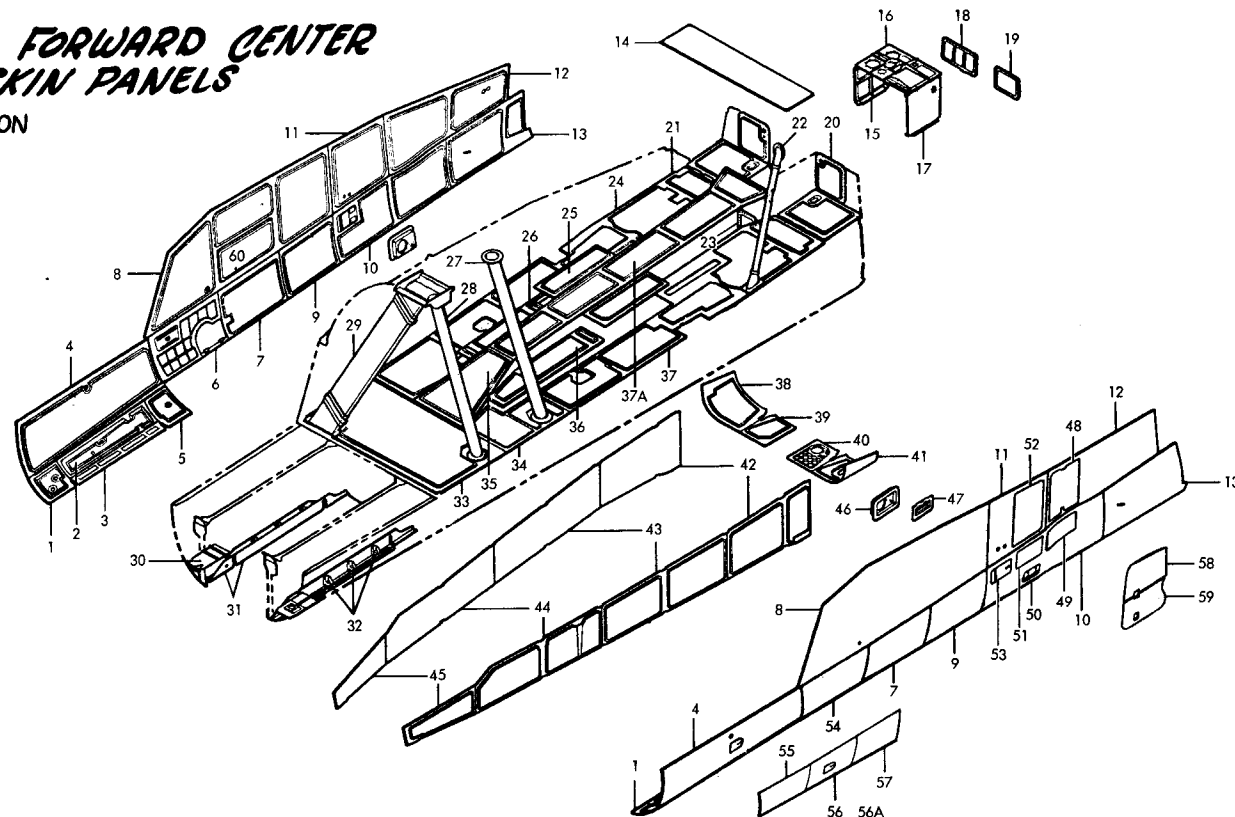
AI 31-159



1.	12B3046	Skin - RH	19.	12B5647	Cover Sta. 476	38.	12B3683	Skin Sta. 460 - 476
1.	12B3043	Skin - LH	20.	12B5651	Cover Sta. 476 L/R	39.	12B3681	Skin Sta. 460 - 476
2.	12F4101	Cover, Ladder - L/R	21.	12B4627	Deck Sta. 460 - 476 L/R	40.	12B3682	Skin Sta. 460 - 476
3.	12B3044	Skin - L/R	22.	12B8132	Tunnel Routing	41.	12B3680	Skin Sta. 460 - 476
4.	12B5051	Cover - L/R (TAC 31-49)	23.	12B5640	Door Sta. 460.05	42.	12B5685	W. B. Cover Sta. 420.7 - 460
4.	12B5053	Cover - L/R (TAC 50-159)	24.	12B4115	Deck Sta. 307.5 - 460.05	43.	12B5680	W. B. Cover Sta. 364 - 420.7
5.	12B3045	Skin L/R	25.	12B4122	Deck Sta. 370.73 - 402.25 L/R	44.	12B3660	W. B. Cover Sta. 307.5 - 364
6.	12B5611	Panel Sta. 278.5 - 307.5	26.	12B4120	Deck Sta. 333.47 - 370.8	45.	12B3650	W. B. Cover Sta. 278.5 - 307.5
7.	12B5615	Cover Sta. 307. - 337.	27.	12B8121	Tube Routing	46.	12B7110	Support L/R
8.	12B3111	Skin Side Shear Sta. 278.364.	28.	12B8115	Tube Routing	47.	12B7111	Support
9.	12B5617	Access Cover Sta. 337 - 364	29.	12B8110	Tube Assembly	48.	12B8102	Skin L/R
10.	12B3131	Skin Panel Sta. 364 - 420.7	30.	12B3047	Web Instl. L/R	49.	12B8104	Skin L/R
11.	12B3113	Skin Panel Sta. 364 - 392.3	31.	12B4022	Fairing	50.	12B5631	Door
12.	12B3121	Skin Panel Sta. 392 - 448	32.	12B2061	Gussets L/R	51.	12B8103	Skin L/R
13.	12B3640	Skin Panel Sta. 420 - 460	33.	12B4110	Floor Sta. 275 - 307.5	52.	12B8101	Skin L/R
14.	12B4150	Fuel Deck Sta. 448 - 460	34.	12B4118	Deck Sta. 307.5 - 337.5	53.	12B5630	Door L/R
15.	12B3676	Skin Water Tank	35.	12B4132	Deck Sta. 307.5 - 337.5	54.	12B5610	Access Door Sta. 218.5 - 307
16.	12B3670	Panel	36.	12B4120	Deck Sta. 321.5 - 370.8	55.	12B8151	Fuselage Fill
17.	12B3673	Skin Water Tank	37.	12B4112	Deck Sta. 337.5 - 400.05	56.	12B8156	Fuselage Fill
18.	12B5646	Cover Sta. 476	37A.	12B4135	Deck Fuel Boundary 337.5 - 460.05	57.	12B5126	Door - RH

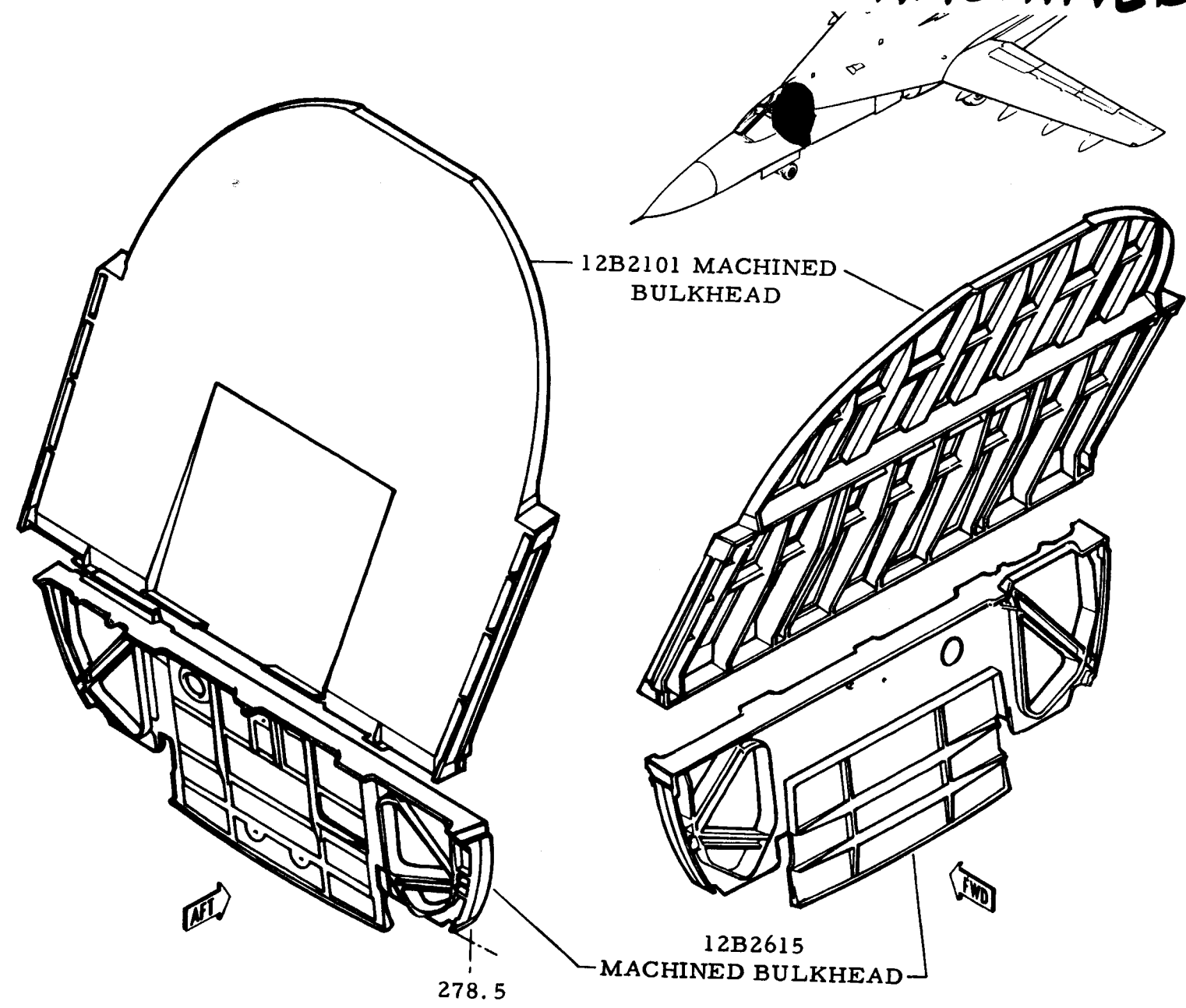
F-111E/FB-111A FORWARD CENTER FUSELAGE SKIN PANELS

AI 160-ON; B1 3-ON



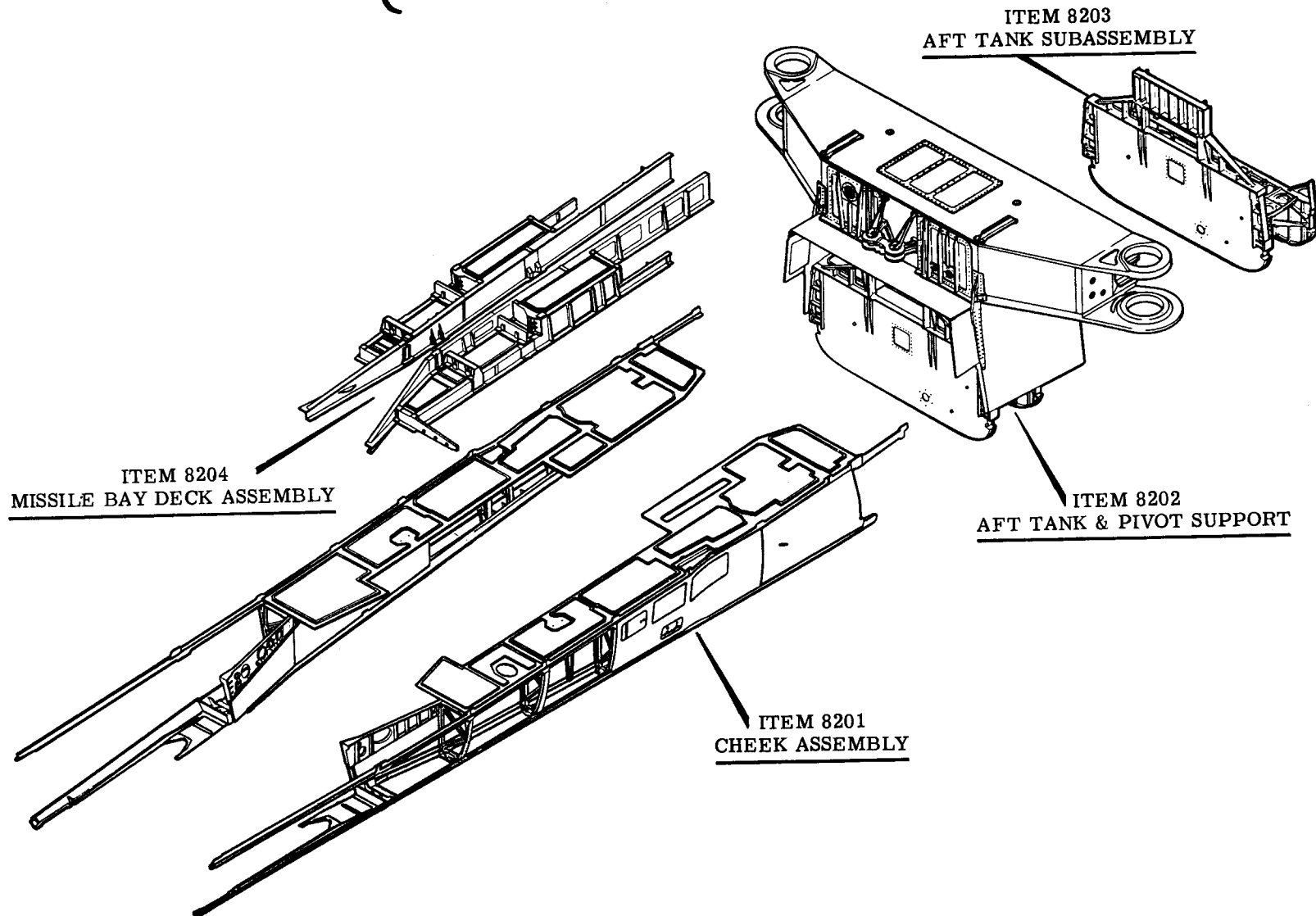
1. 12B3046	Skin - RH	20. 12B5651	Cover Sta. 476 L/R	41. 12B5685	W. B. Cover Sta. 420.7 - 460
1. 12B3043	Skin - LH	21. 12B4627	Deck Sta. 460 - 476	42. 12B5680	W. B. Cover Sta. 364 - 420.7
2. 12F4083	Cover, Ladder - L/R (B1)	22. 12B8132	Tunnel Routing	43. 12B3660	W. B. Cover Sta. 307.5 - 364
2. 12F4101	Cover, Ladder - L/R (A1)	23. 12B5640	Door Sta. 460.05	44. 12B3650	W. B. Cover Sta. 378.5 - 307.5
3. 12B3044	Skin - L/R	24. 12B4185	Deck Sta. 307.5 - 460.05 (A1 37-On)	45. 12B7110	Support L/R
4. 12B5053	Cover - RH (B1 3-On)	25. 12B4122	Deck Sta. 307.5 - 402.25 L/R	46. 12B7101	Support
4. 12B5053	Cover - L/R A1 160-On)	26. 12B4120	Deck Sta. 333.47 - 370.8	47. 12B8102	Skin L/R
5. 12B3045	Skin L/R	27. 12B8121	Tube Routing	48. 12B8104	Skin L/R
6. 12B5611	Panel Sta. 278.5 - 307.5	28. 12B8115	Tube Routing	49. 12B5631	Door
7. 12B5615	Cover Sta. 307 - 337	29. 12B8110	Tube Assembly	50. 12B8103	Skin L/R
8. 12B3111	Skin Side Shear Sta. 278 - 364	30. 12B3047	Web Instl. L/R	51. 12B8101	Skin L/R
9. 12B5617	Access Cover Sta. 337 - 364	31. 12B4022	Fairing	52. 12B5630	Door L/R
10. 12B3131	Skin Panel Sta. 364 - 420.7	32. 12B2061	Gussets L/R	53. 12B5610	Access Door Sta. 278.5 - 307
11. 12B3113	Skin Panel Sta. 364 - 392.3	33. 12B4110	Floor Sta. 275 - 307.5	54. 12B5054	Cover L. H. (B1 3-On Only)
12. 12B3121	Skin Panel Sta. 392 - 448	34. 12B4132	Deck Sta. 307.5 - 337.5	55. 12B5055	Cover - L. H. (B1 3-On Only)
13. 12B3640	Skin Panel Sta. 420 - 460	35. 12B4120	Deck Sta. 321.5 - 370.8	55A 12B5057	Access Door - L. H. (B1 3-On Only)
14. 12B4150	Fuel Deck Sta. 448 - 460	36. 12B4182	Deck Sta. 337.5 - 460.05 (A1 37-On)	56. 12B5056	Cover - L. H. (B1 3-On Only)
15. 12B3676	Skin Water Tank	36A 12B4135	Deck Fuel Boundary 337.50 - 460.05	57. 12B8151	Fuselage Fill (B1 3-6; A1 239-On)
16. 12B3670	Panel	37. 12B3683	Skin Sta. 460 - 476	57A 12B8051	Fuselage Fill (A1 160-238; B1 7-33)
17. 12B3673	Skin Water Tank	38. 12B3681	Skin Sta. 460-476	58. 12B8156	Fuselage Fill (B1 3-6; A1 239-On)
18. 12B5646	Cover Sta. 476	39. 12B3682	Skin Sta. 460 - 476	58A 12B8056	Fuselage Fill (A1 160-238; B1 7-33)
19. 12B5647	Cover Sta. 476	40. 12B3680	Skin Sta. 460 - 476	59. 12B5126	Door - RH

12B2101 & 2615 BULKHEADS - MACHINED



FWD CTR. FUSE. SUBASSEMBLIES

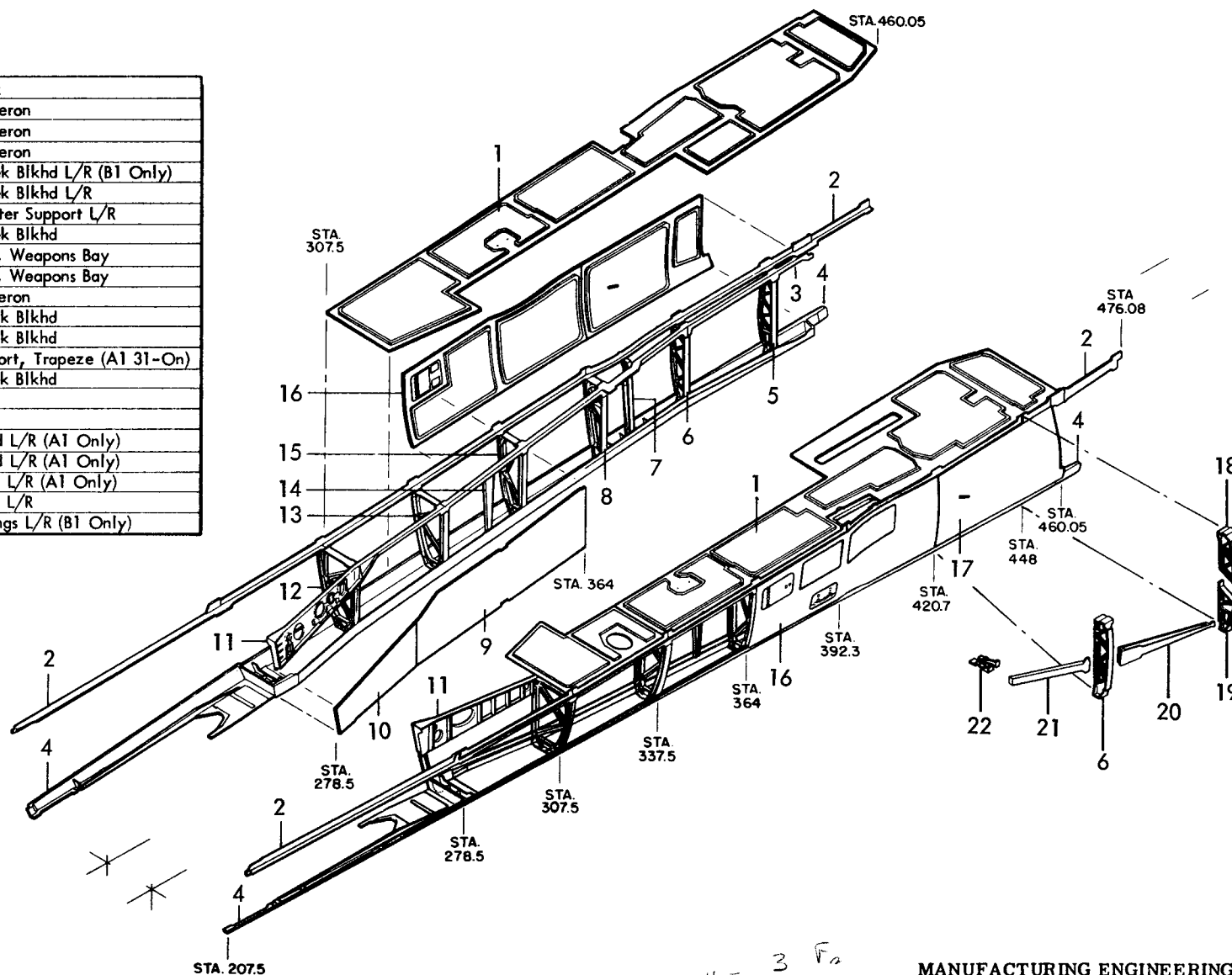
(A1 31-ON - B1 3-ON)



F-III FORWARD CENTER FUSELAGE - CHEEK ASSY.

A1 31-on, B1 3-on

1.	12B4135	Deck
2.	12B1620	Longeron
3.	12B1645	Longeron
4.	12B1630	Longeron
5.	12B2678	Cheek Blkhd L/R (B1 Only)
6.	12B2666	Cheek Blkhd L/R
7.	12B2159	Splitter Support L/R
8.	12B2655	Cheek Blkhd
9.	12B3660	Skin, Weapons Bay
10.	12B3650	Skin, Weapons Bay
11.	12B1640	Longeron
12.	12B2625	Cheek Blkhd
13.	12B2635	Cheek Blkhd
14.	12B7131	Support, Trapeze (A1 31-On)
15.	12B2645	Cheek Blkhd
16.	12B3131	Skin
17.	12B3640	Skin
18.	12B2178	Blkhd L/R (A1 Only)
19.	12B2179	Blkhd L/R (A1 Only)
20.	12B8183	Beam L/R (A1 Only)
21.	12B8181	Beam L/R
22.	12B8147	Fittings L/R (B1 Only)



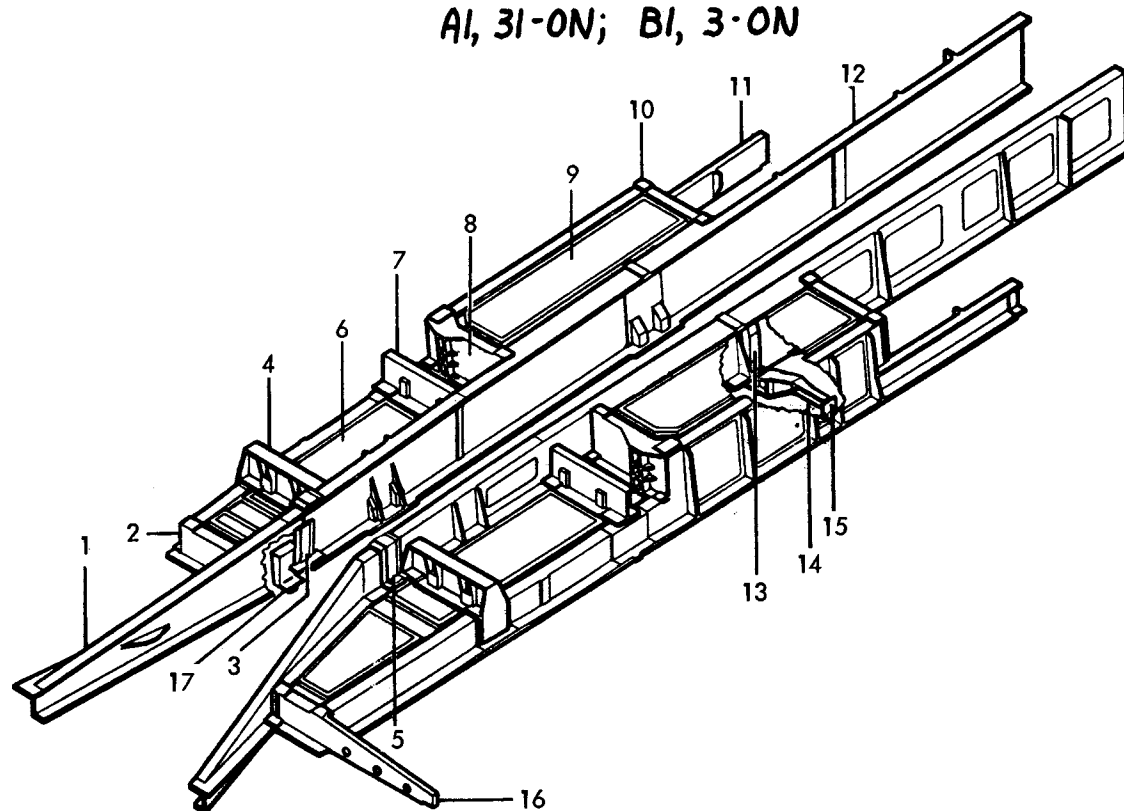
Found 2 = F

4-3 Fa
-1 FB

MANUFACTURING ENGINEERING
ST-652-140A Rev. 1 Sept. 1970

III FORWARD CENTER FUSELAGE TRAPEZE HOUSING ASSY.

A1, 31-ON; B1, 3-ON

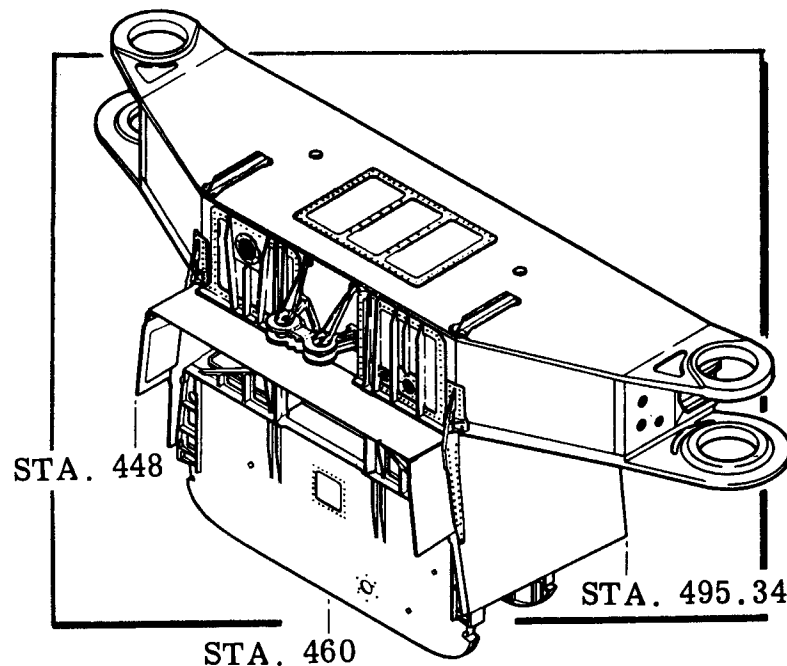
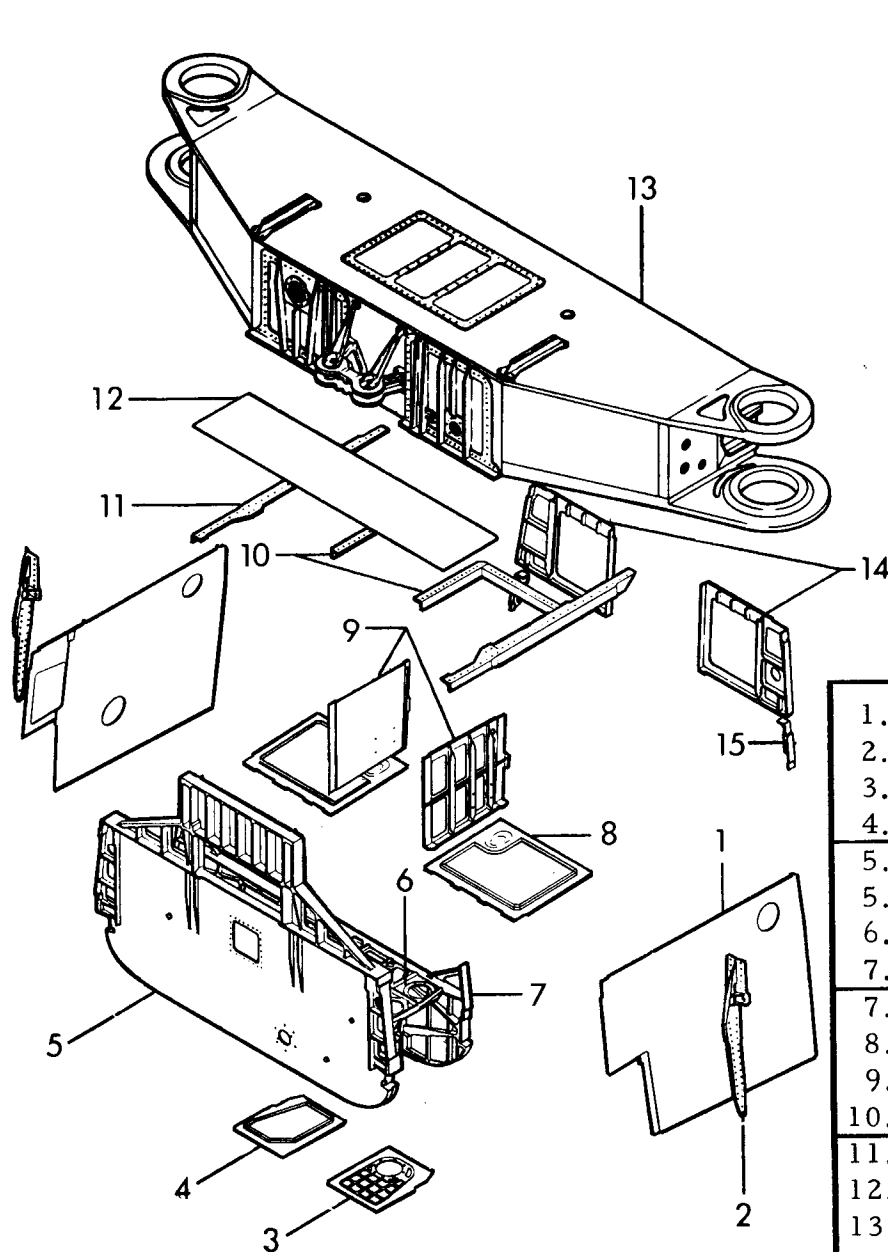


1.	12B4165	Beam Lwr Tunnel Sta. 307.5 - 341.4	8.	12B42143	Blkhd Fuel Tankend Sta. 370.0 B1:3-On
2.	12B2129	Blkhd Sta. 333.5	9.	12B4122	Deck, Fuel
3.	12B4163	Splice, Lower Tunnel Beam (A1 31-112)	10.	12B2153	Blkhd Fuel Tank Sta. 402.50
3.	12B4173	Splice, Lwr Tunnel Beam (B1, A1:113 & On)	11.	12B4175	Beam, Fuel Floor Weapons Support
4.	12B7120	Support, Weapons Rack (B1: 1-6, A1: 31-144)	12.	12B4166	Beam Lower Tunnel
4.	12B7123	Support, Weapons Rack (B1: 7 & On, A1: 145 & On)	13.	12B7135	Support, Bumper A1:31-49
5.	12B4164	Splice, Lwr Tunnel Beam (A1 31-112)	13.	12B7126	Support, Bumper A1:50 & On
5.	12B4174	Splice, Lwr Tunnel Beam (B1, A1: 113 & On)	14.	12B7129	Support Weapons Bay Sta. 392.00 A1:31-49
6.	12B4120	Deck, Fuel	15.	12B7271	Support Details Fuel Tank A1
7.	12B7121	Support, Weapons Rack A1:	16.	12B2127	Blkhd Weapons Housing End Sta. 321.5
8.	12B2143	Blkhd Fuel Tankend Sta. 370.0 A1:113-On	17.	12B7182	Support, Bay Gun Case Bin R. H. Only A1

FWD CTR. FUSE. AFT TANK & PIVOT SUPPORT S/A

(A1 31 - ON - B1 3 - ON)

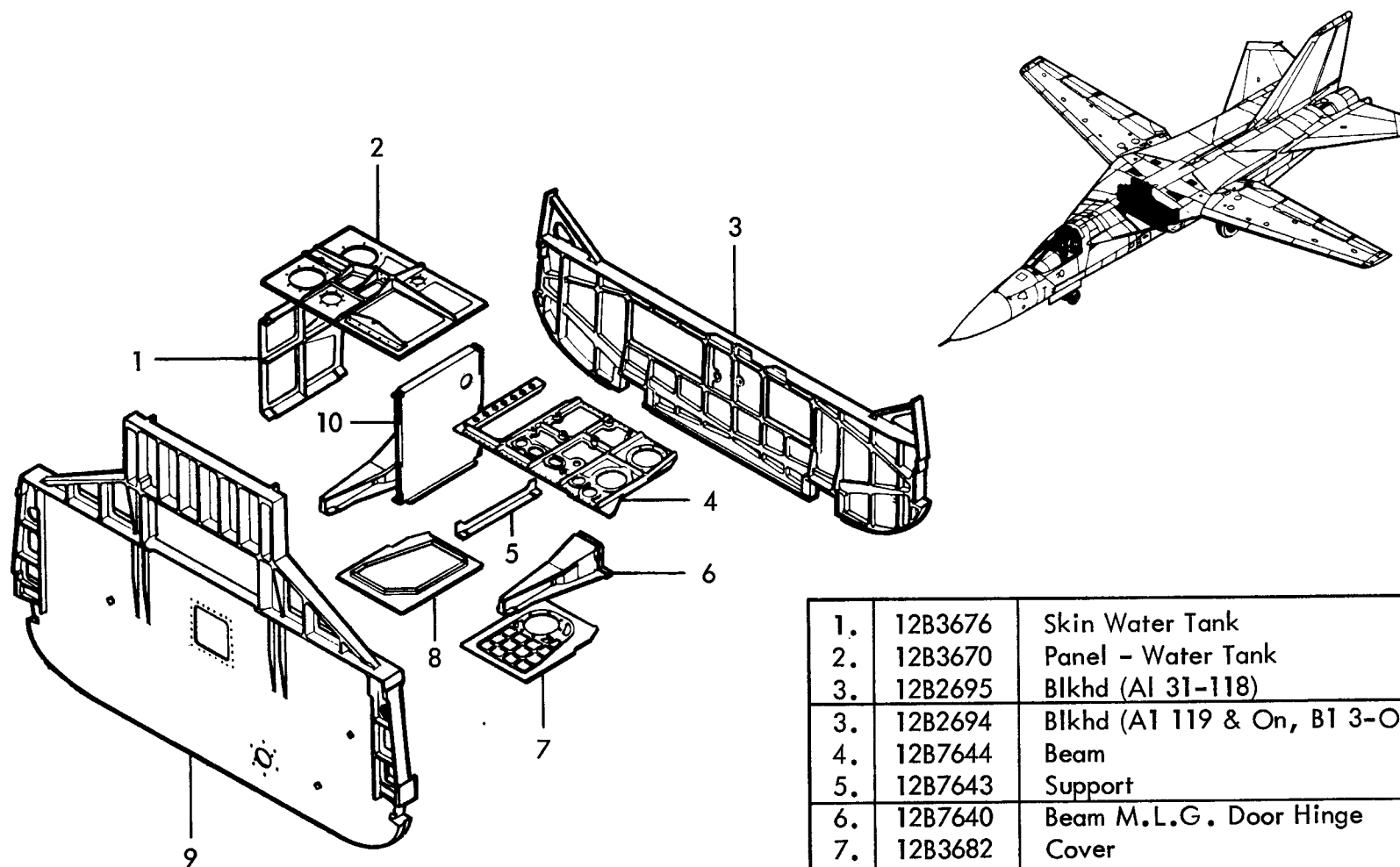
171



1.	12B3801	Side Shear Panel
2.	12B7351	Bracket
3.	12B3682	Skin
4.	12B3681	Skin
5.	12B3685	Blkhd Sta. 460.05 (A1: 31-119)
5.	12B2680	Blkhd Sta. 460.05 (A1: 120-on; B1: 3-On)
6.	12B7644	Beam
7.	12B2695	Blkhd (A1: 31-118)
7.	12B2694	Blkhd (A1: 119-On; B1: 3-On)
8.	12B4627	Deck
9.	12B4670	Beam Fuel Boundary
10.	12B724	Flange
11.	12B1311	Longeron
12.	12B4150	Deck Fuel Tank
13.	12B7300	Support Instl. Wing Pivot
14.	12B2690	Blkhd. Fuel
15.	12B2696	Post Blkhd. Canted

FWD CTR. FUSE. AFT TANK SUBASSEMBLY

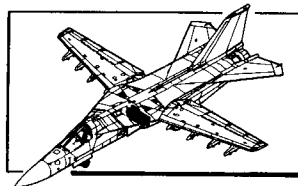
(A1 31-On - B1 3-On)



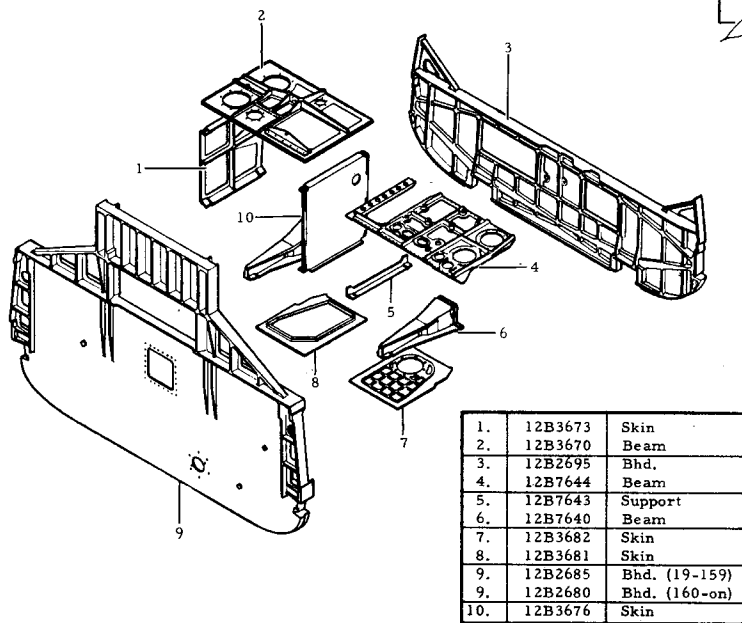
1.	12B3676	Skin Water Tank
2.	12B3670	Panel - Water Tank
3.	12B2695	Blkhd (A1 31-118)
3.	12B2694	Blkhd (A1 119 & On, B1 3-On)
4.	12B7644	Beam
5.	12B7643	Support
6.	12B7640	Beam M.L.G. Door Hinge
7.	12B3682	Cover
8.	12B3681	Skin
9.	12B2685	Bulkhd (A1: 31-119; B1: 3 only)
9.	12B2686	Bulkhd (A1: 120 & On; B1: 4 & On)
10.	12B3673	Skin

FUEL TANK TRAP ASSEMBLY-Item 8203

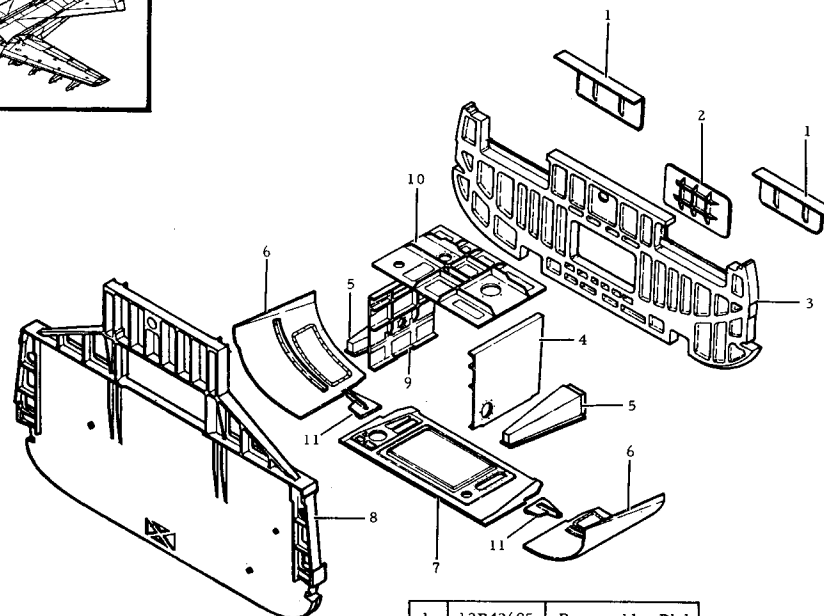
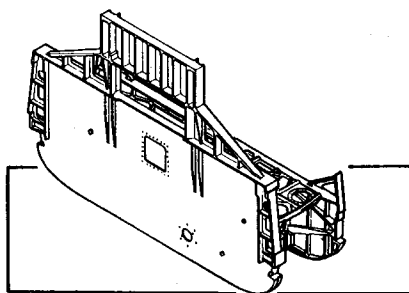
A1, 19-on



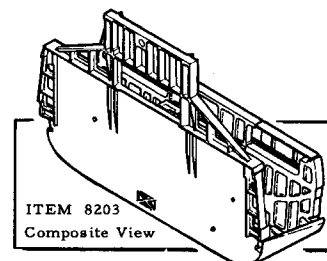
A6, 1-on



ST-652-26 A



ST-652-118A

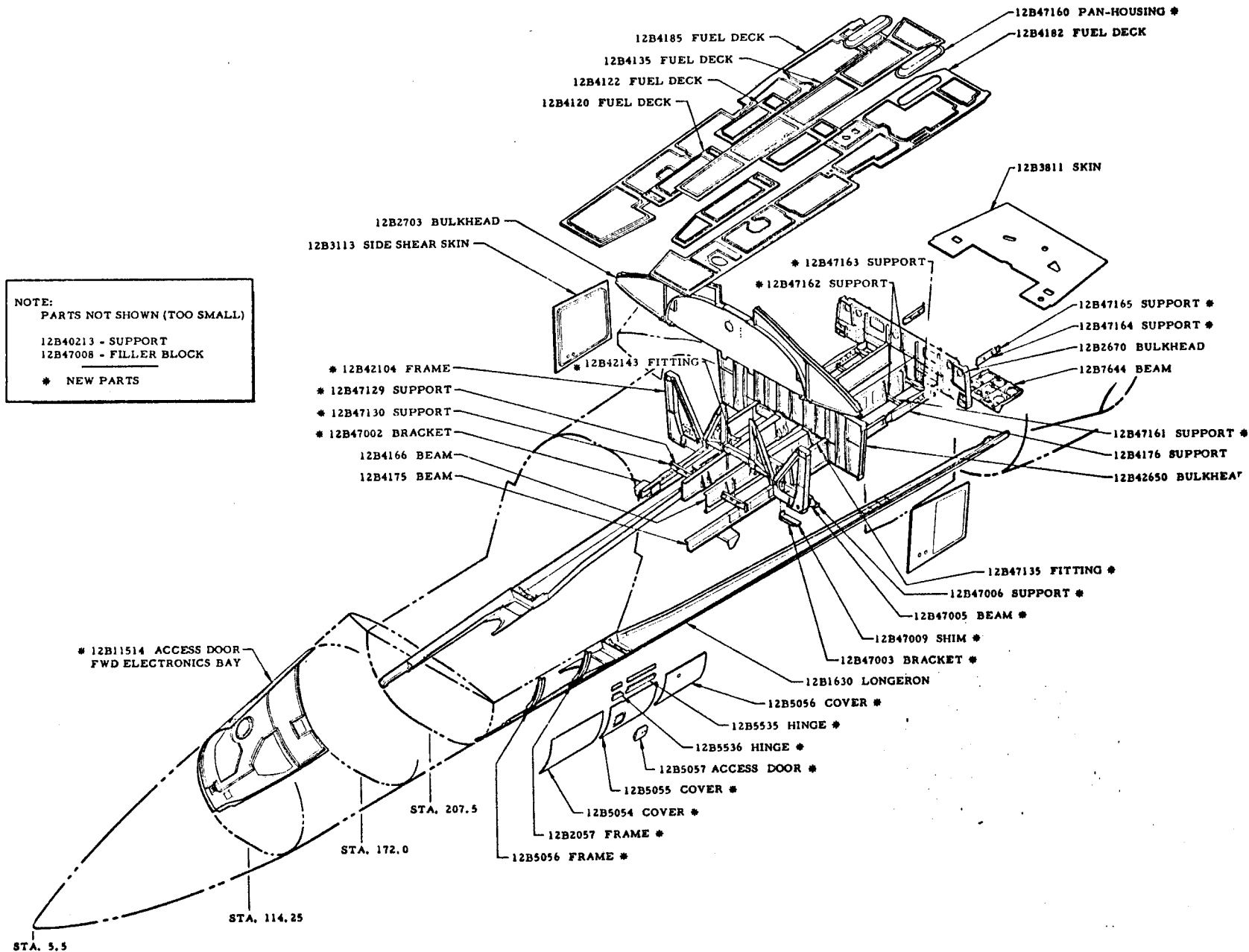


ITEM 8203
Composite View

FB-111A FUSELAGE STRUCTURAL CHANGES

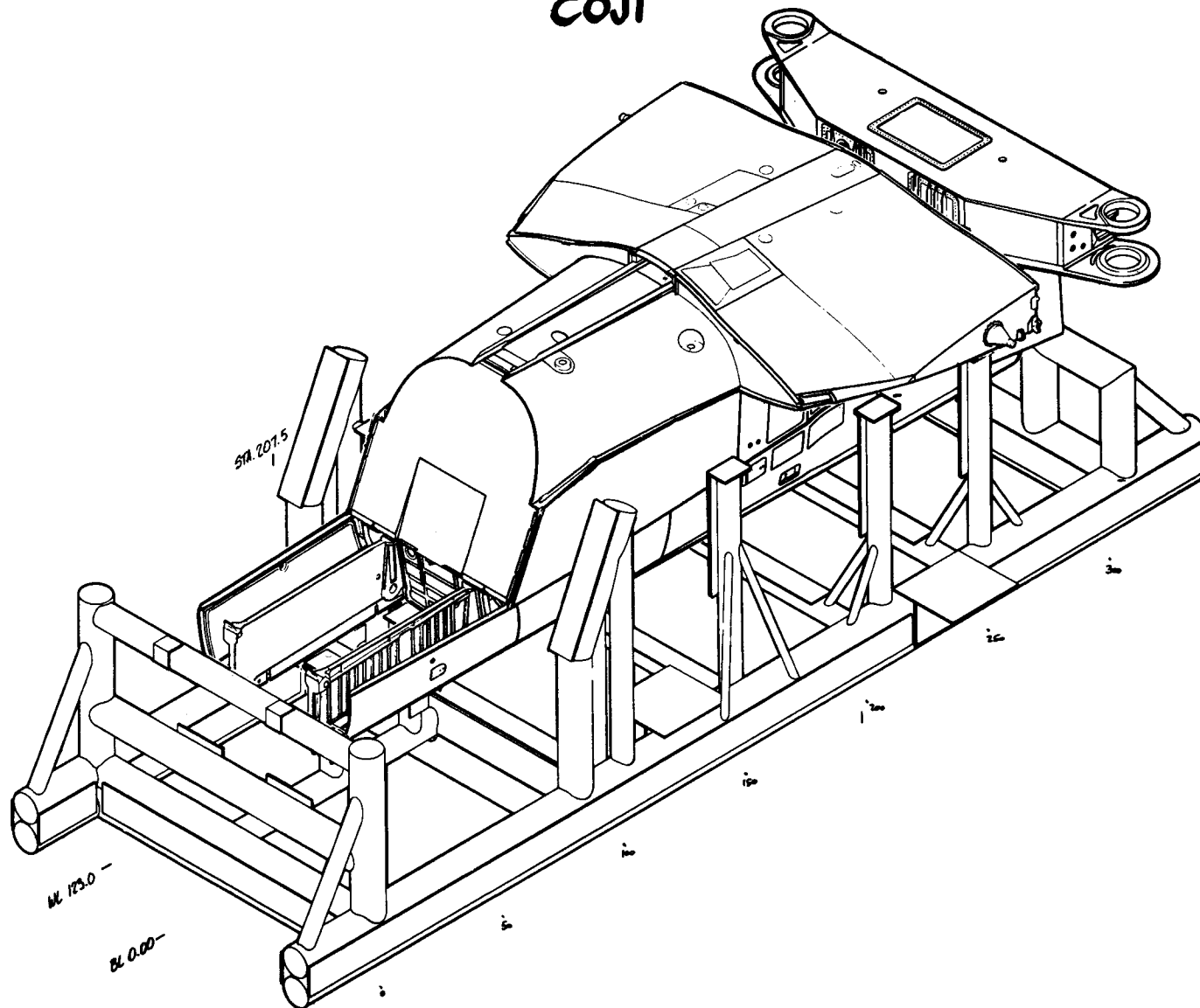
SRAM 3-ON

174



ITEM 8200 - FWD. CENTER FUSE. STRUCT. (STA. 10)

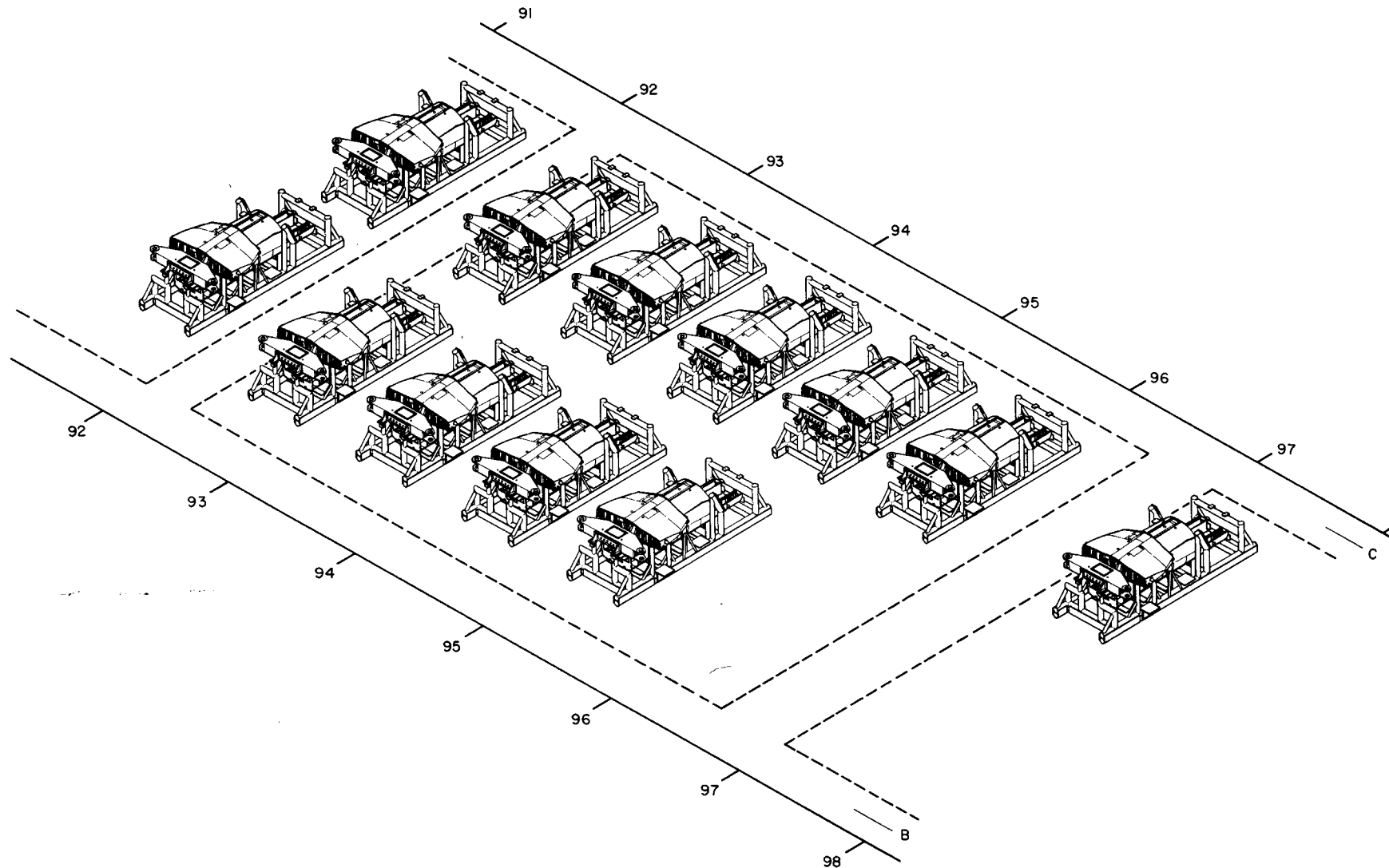
COJI



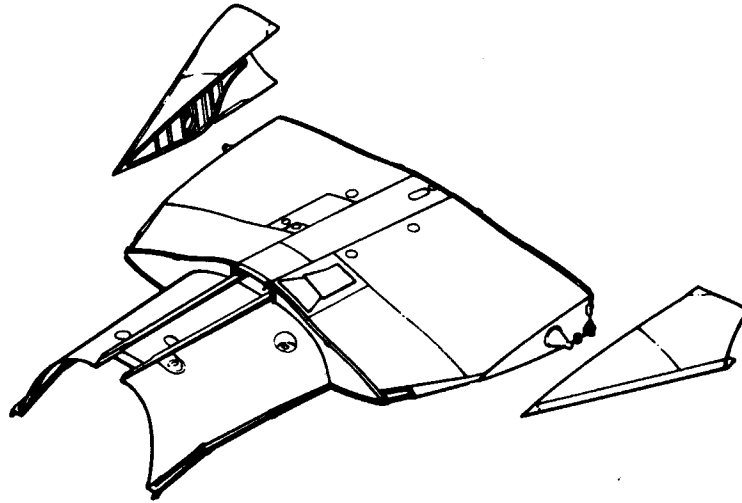
MANUFACTURING ENGINEERING
ST-725-1 Rev. 1 Feb. 1968

FORWARD CENTER FUSELAGE STRUCTURE

ITEM 8200 - WORK STATIONS

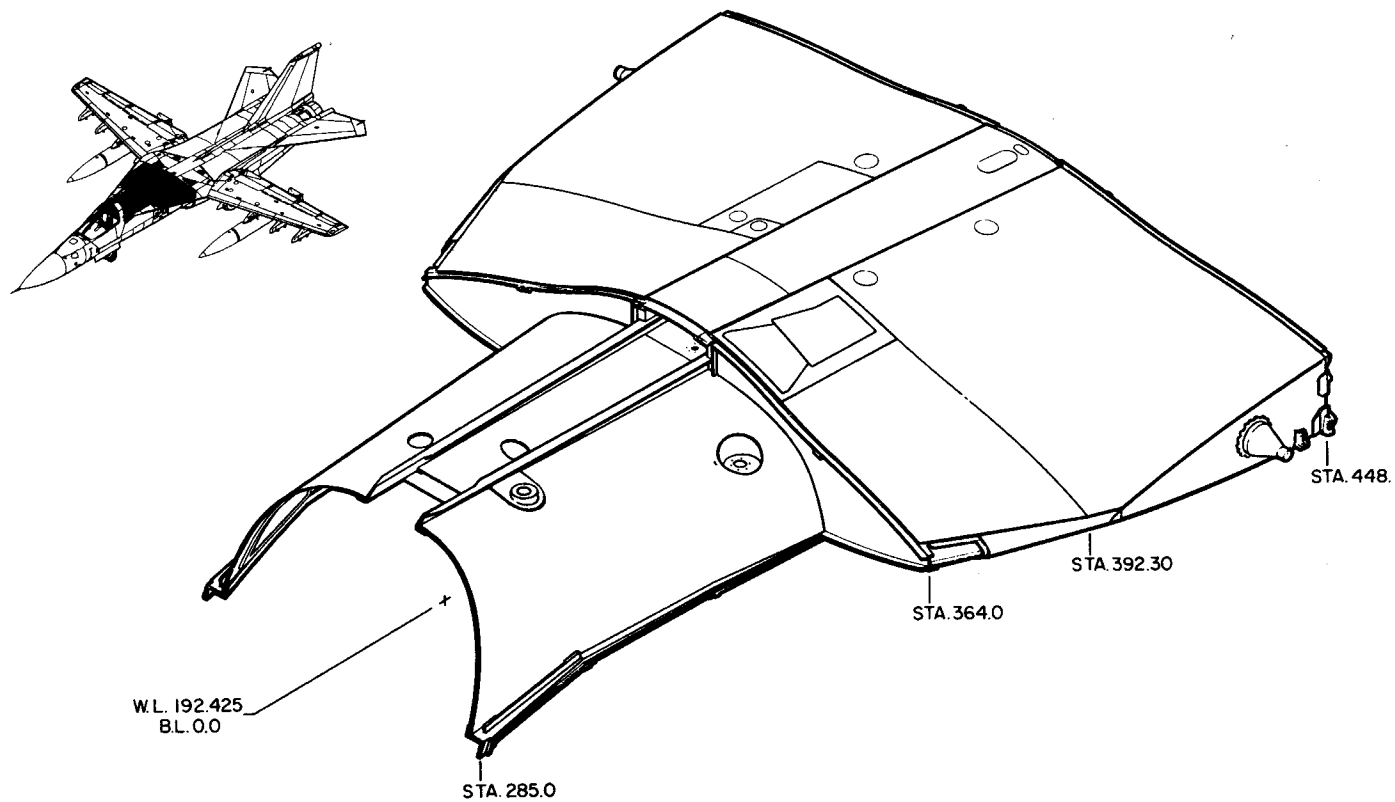


GLOVE ASSY. & ROTATING GLOVE



F-111A GLOVE COMPOSITE

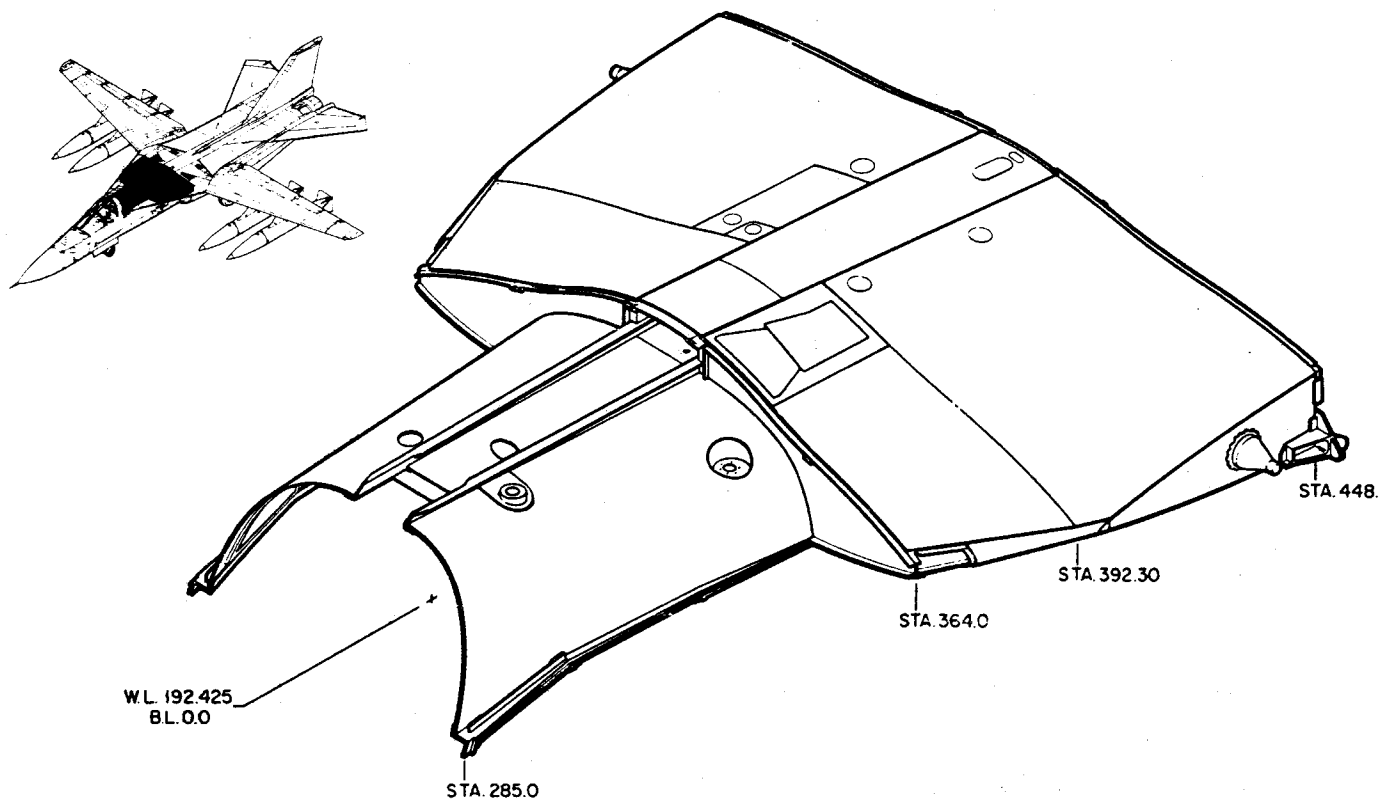
TAC 31 - 159



MANUFACTURING ENGINEERING
ST-645-42 16 May 1969

F-111E / FB-111A GLOVE COMPOSITE

BI 3-ON - TAC 160-ON

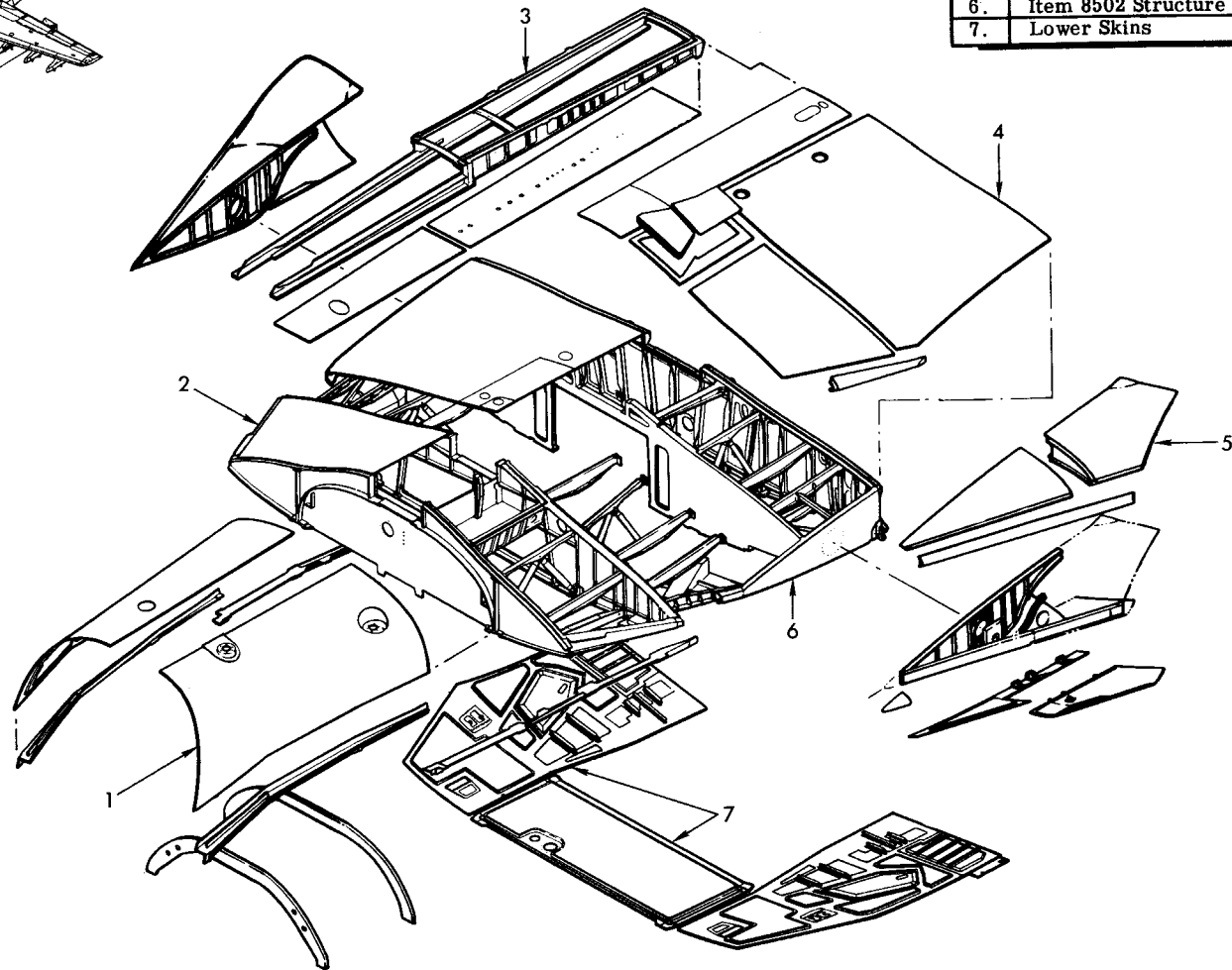
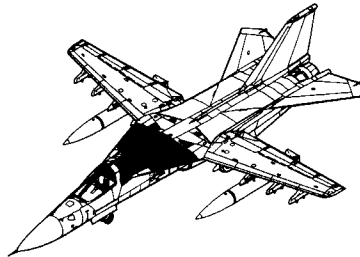


MANUFACTURING ENGINEERING
ST-645-43 16 May 1969

F-111A / F-111E GLOVE PRODUCTION BREAKDOWN

TAC 31-ON - BI 3-ON

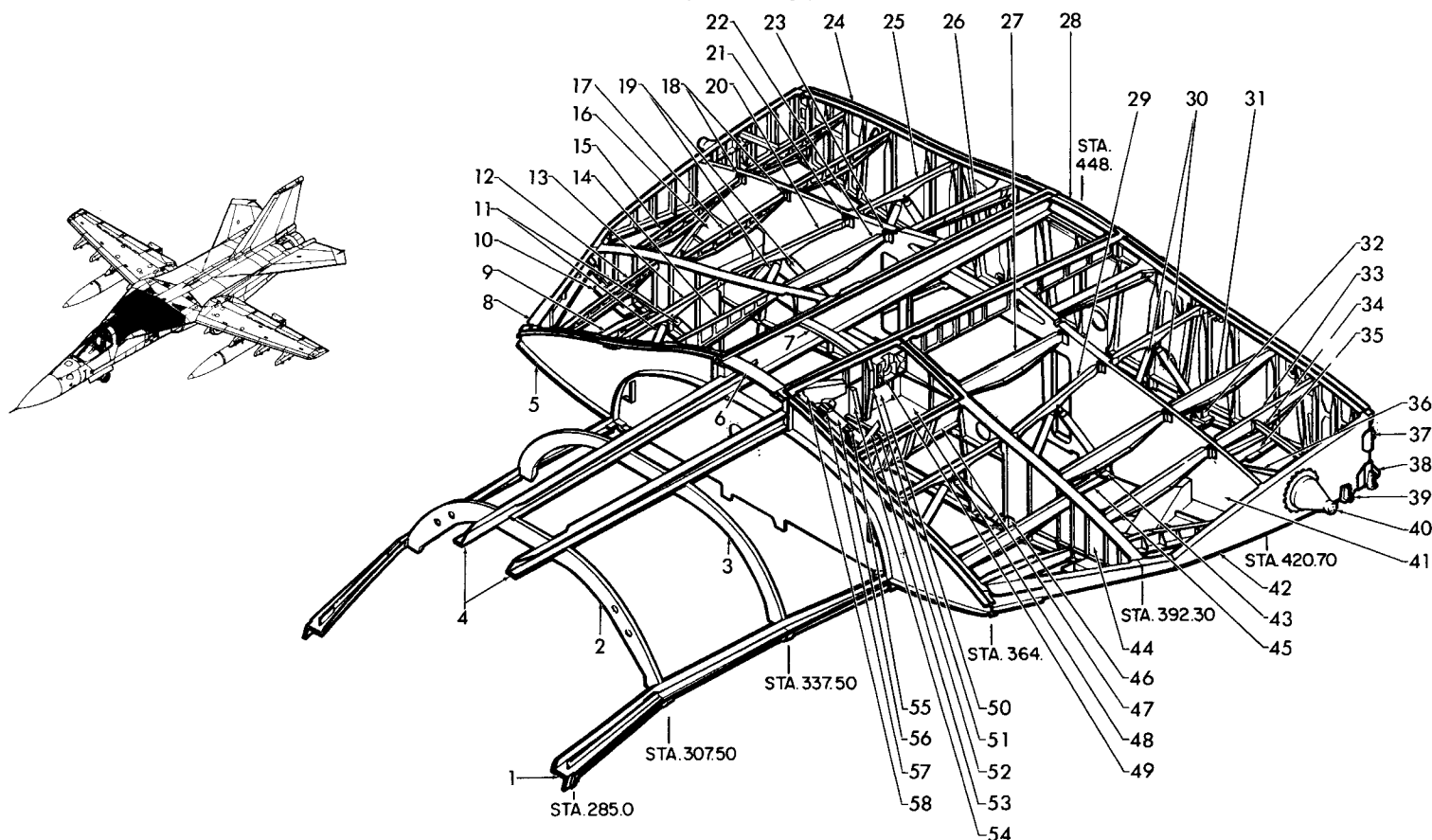
159



1.	Misc. Skins, Frames & Longerons
2.	Item 8503 Structure
3.	Routing Tunnel
4.	Upper Skins
5.	Item 8501 Rotating Glove
6.	Item 8502 Structure
7.	Lower Skins

F-111A GLOVE STRUCTURE

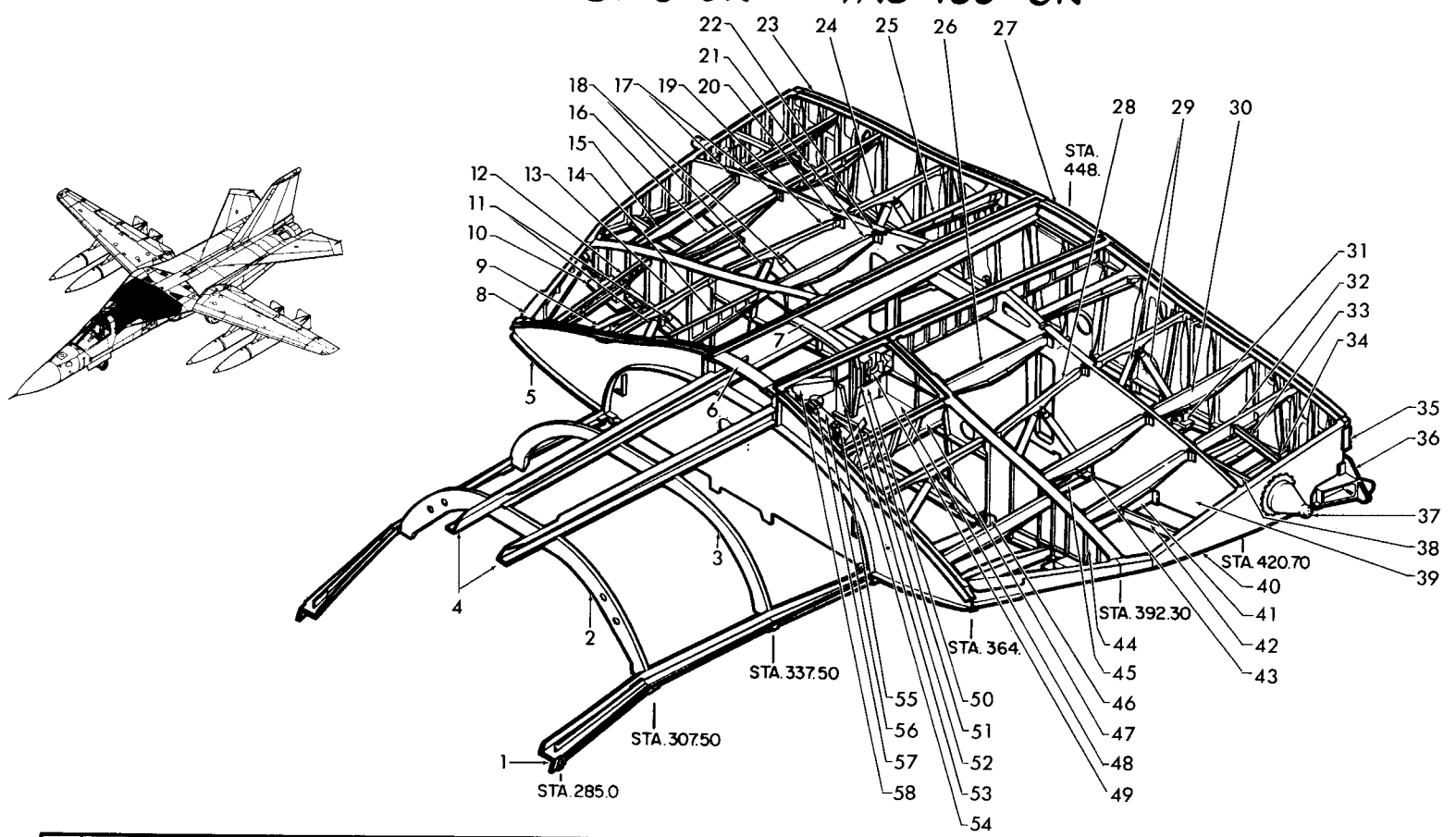
TAC 31-ON



1.	12B1610	Longeron - Boom Shear	19.	12B7721	Truss	37.	12B8270	Bell Crank Support	54.	12B304	Support
2.	12B2710	Bulkhead	20.	12B2794	Beam	38.	12B7740	Bracket Inlet Track	55.	12P136	Stop
3.	12B2702	Bulkhead	21.	12B7271	Clip	39.	12B7764	Bracket Hinge (TAC 19-30)	56.	12P339	Beam Support
4.	12B1710	Upr. Longeron, Routing Tunnel	22.	12B2747	Access Door Support	39.	12B8250	Bracket Hinge (TAC 31-On)	57.	12P136	Stop
5.	12B2703	Bulkhead	23.	12B7271	Clip	40.	12B7780	Pivot Shaft-High Lift Glove	58.	12P323	Side Fitting
6.	12B2735	Frame	24.	12B2760	Bulkhead	41.	12B2750	Bulkhead	PARTS NOT SHOWN		
7.	12B2745	Frame	25.	12B2795	Beam	42.	12B2770	Bulkhead			
8.	12B1731	Leading Edge Spar	26.	12B1750	Longeron	43.	12B7728	Truss Bracket			
9.	12B2738	Support	27.	12B2742	Support	44.	12B2740	Bulkhead			
10.	12B7710	Jacking Suppt. and Tie Down	28.	12B2761	Access Cover Support	45.	12B1740	Lower Longeron	12B8211	Probe Housing	
11.	12B7720	Truss	29.	12B2794	Beam	46.	12B7726	Truss Bracket	12B2257	Stiffener	
12.	12B2737	Support	30.	12B7722	Truss	47.	12B320	Refuel Beam	12B8267	Support	
13.	12B2793	Beam	31.	12B2752	Support	48.	12B301	Refuel Floor	12B8265	Bracket	
14.	12B2736	Support	32.	12B7730	Bracket	49.	12P124	Support	12B2284	Stiffener	
15.	12B2744	Support	33.	12B2753	Support	50.	12B345	Refuel Beam	12B2279	Doubler	
16.	12B7715	F.O.D. Frame	34.	12B2756	Support	51.	12B309	Support	12B2288	Support	
17.	12B2743	Support	35.	12B2258	Support	52.	12B303	Beam	12B8261	Plate	
18.	12B7271	Clips	36.	12B2757	Support	53.	12P337	Side Fitting	12B8268	Filler	
									12B8275	Support	

F-111E / FB-111A GLOVE STRUCTURE

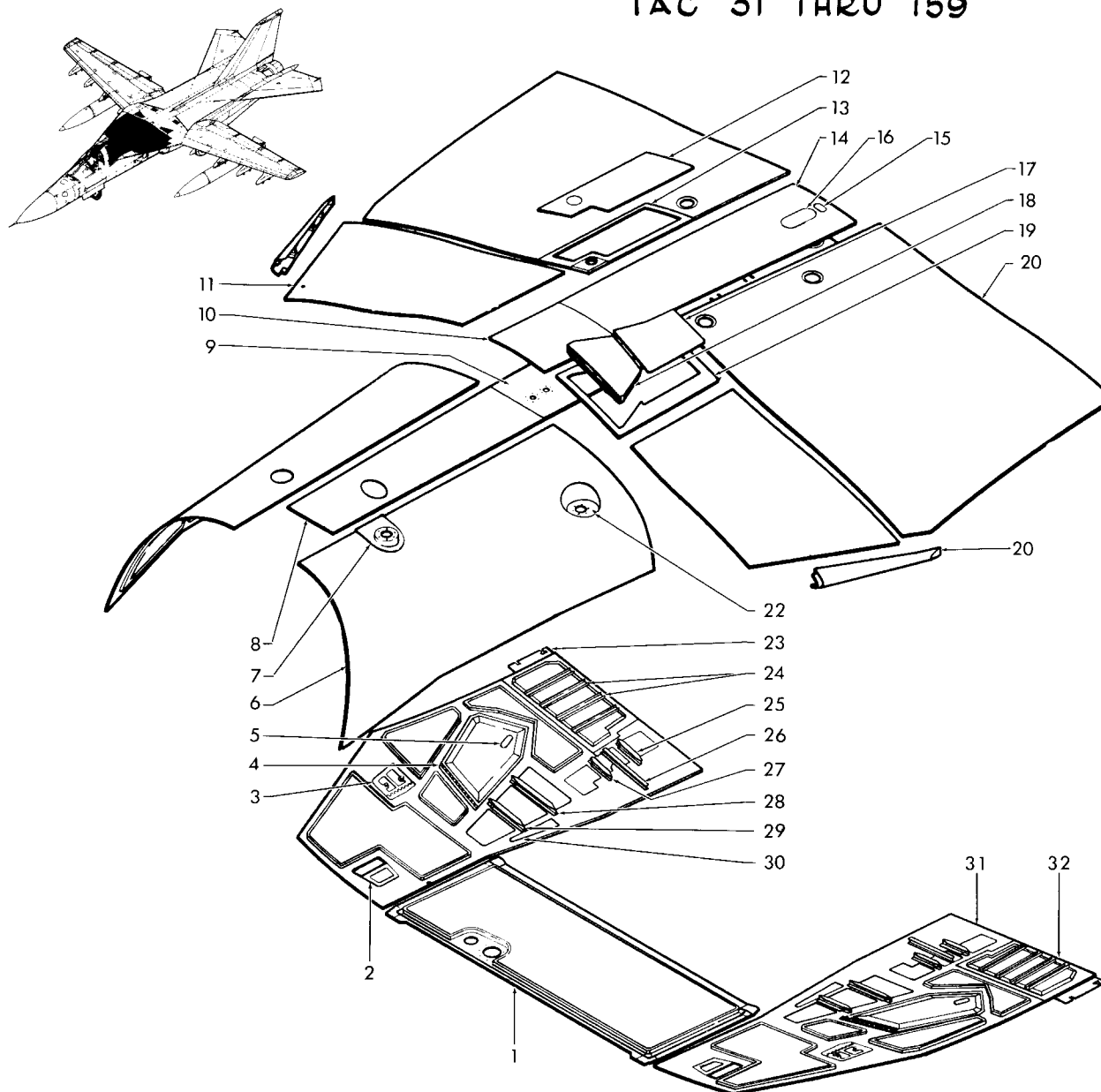
BI 3-ON - TAC 160-ON



1. 12B1610	Longeron-Boom Shear	19. 12B2794	Beam	37. 12B7780	Pivot Shaft-High Lift Glove	55. 12P136	Stop
2. 12B2710	Bulkhead	20. 12B7221	Clip	38. 12B2728	Support	56. 12P339	Beam Support
3. 12B2702	Bulkhead	21. 12B2747	Access Door Support	39. 12B2758	Bulkhead	57. 12P136	Stop
4. 12B1710	Upper Longeron	22. 12B7221	Clip	40. 12B2771	Bulkhead	58. 12P323	Side Fitting
5. 12B2703	Bulkhead	23. 12B2765	Bulkhead	41. 12B2721	Support	PARTS NOT SHOWN	
6. 12B2735	Frame	24. 12B2795	Beam	42. 12B2722	Support		
7. 12B2746	Frame	25. 12B1750	Longeron	43. 12B7728	Truss Bracket	12B2729	Support
8. 12B1731	L. E. Spar	26. 12B2742	Support	44. 12B2740	Bulkhead	12B8213	Housing
9. 12B2738	Support	27. 12B2763	Access Cover Support	45. 12B1740	Lower Longeron	12B8296	Support
10. 12B7713	Jacking Support & Tie Down	28. 12B2794	Beam	46. 12B7726	Truss Bracket		
11. 12B7720	Truss	29. 12B7722	Truss	47. 12B320	Beam-Refuel		
12. 12B2737	Support	30. 12B2753	Support	48. 12B301	Floor-Refuel		
13. 12B2793	Beam	31. 12B7730	Bracket	49. 12P124	Support		
14. 12B2736	Support	32. 12B2753	Support	50. 12B345	Beam-Refuel		
15. 12B2744	Support	33. 12B2756	Support	51. 12B309	Support		
16. 12B2743	Support	34. 12B2727	Support	52. 12B303	Beam		
17. 12B7271	Clip	35. 12B8278	Bell Crank Support	53. 12P337	Side Fitting		
18. 12B7721	Truss	36. 12B7742	Bracket Inlet Track	54. 12B304	Support		

F-111A GLOVE SKIN PANELS

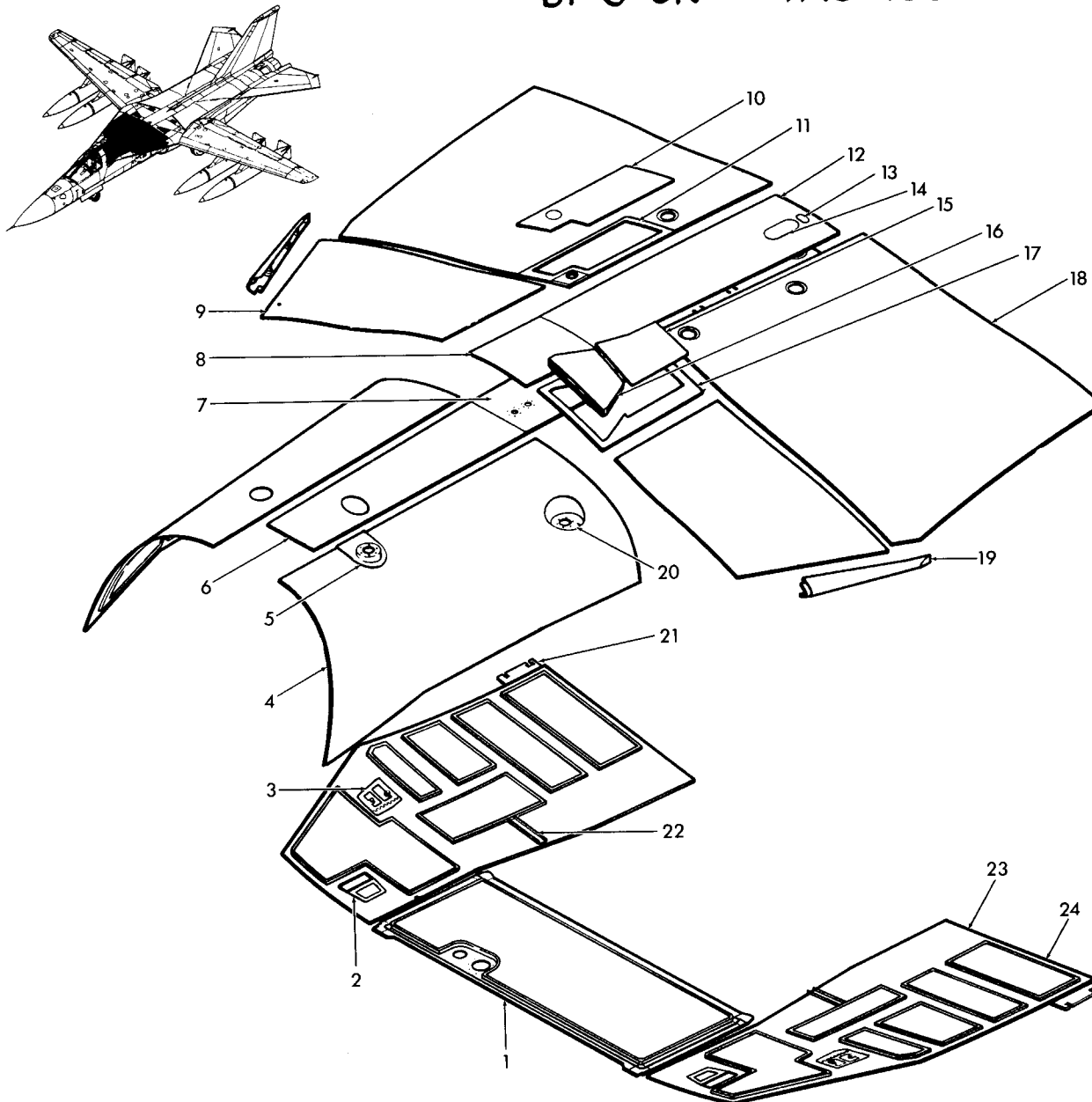
TAC 31 THRU 159



1.	12B4730	Floor - Fuel Tank
2.	12B5740	Cover
3.	12B5730	Jacking & Mooring Door
4.	12B7951	Door-Foreign Object
5.	12B8276	Cover (31-112)
6.	12B3211	Skin
7.	12B7241	Fuel Probe Support
8.	12B4711	Floor Routing Tunnel
9.	12B4710	Floor Routing Tunnel
10.	12B5211	C over Access
11.	12B3720	Skin
12.	12B5720	Cover Fuel Access
13.	12B7760	Frame Fuel Access Cover
14.	12B5710	Cover - Access
15.	12B5215	Cover
16.	12B7203	Cover (1-63)
17.	12P127	Fairing - Refuel
18.	12P328	Door Slipway
19.	12B335	Cover Refuel Well
20.	12B3725	Upper Skin
21.	12B8206	Leading Edge Fairing
22.	12B7242	Fuel Probe Support
23.	12B8201	Lower Surface Skin
24.	12B2284	Stiffener
25.	12B7762	Support
26.	12B2257	Support
27.	12B7761	Support
28.	12B7761	Support
29.	12B8267	Support
30.	12B8268	Filler
31.	12B3770	Lower Surface Skin
32.	12B3271	Skin
PARTS NOT SHOWN		
	12B8259	Fairing
	12B8275	Support

F-111E / FB-111A GLOVE SKIN PANELS

BI 3-ON - TAC 160-ON

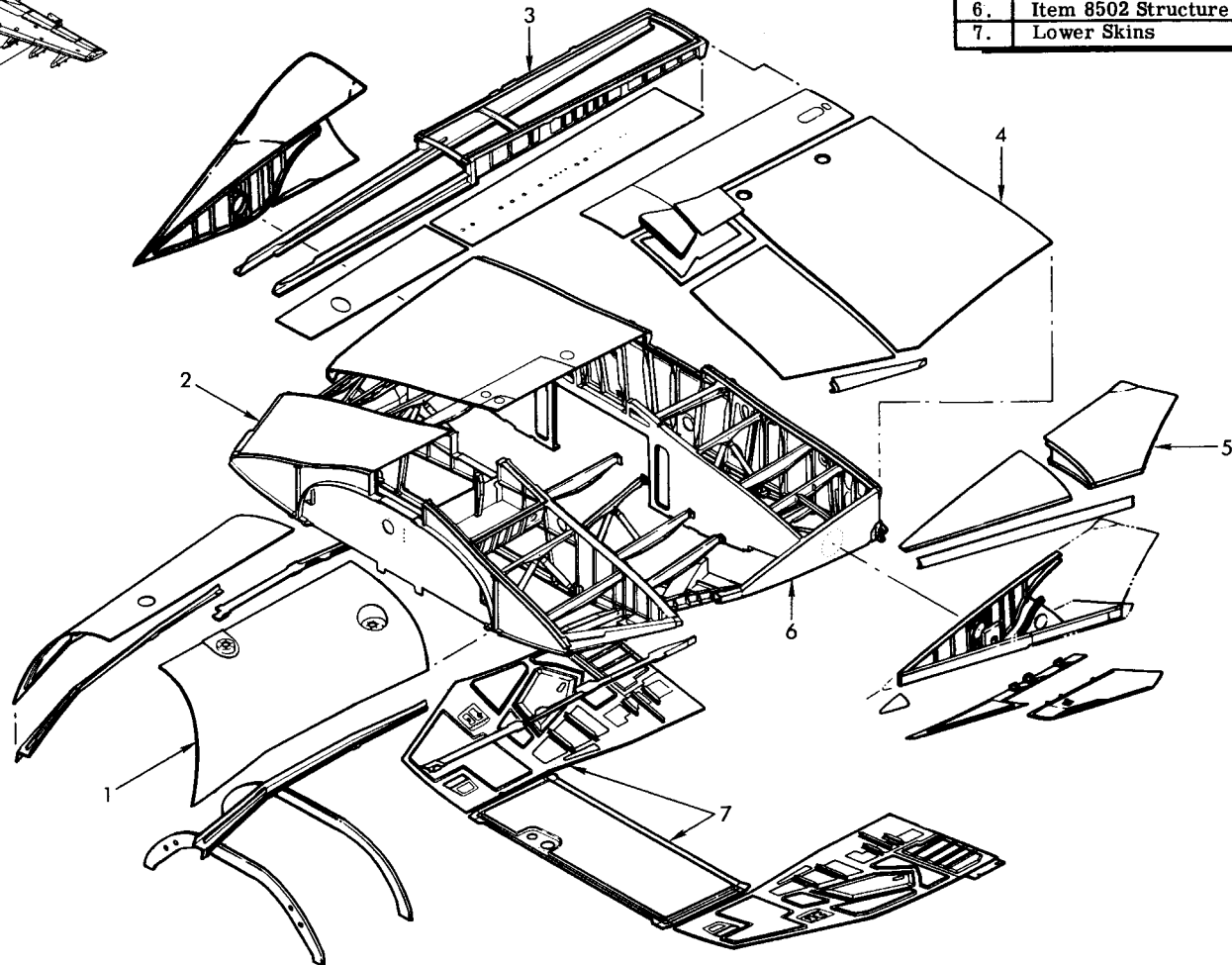
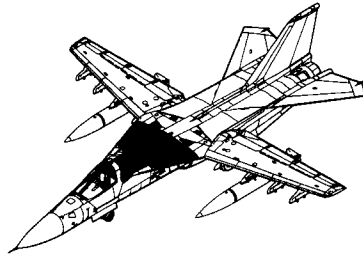


1.	12B4730	Floor - Fuel Tank
2.	12B5741	Cover
3.	12B5730	Jacking and Mooring Door
4.	12B3211	Skin
5.	12B7241	Fuel Probe Support
6.	12B4711	Floor Routing Tunnel
7.	12B4710	Floor Routing Tunnel
8.	12B5211	Cover Access
9.	12B3720	Skin
10.	12B5720	Cover Fuel Access
11.	12B7760	Frame Fuel Access Cover
12.	12B5710	Cover Access
13.	12B5215	Cover
14.	12B7203	Cover
15.	12P127	Fairing - Refuel
16.	12P328	Door Slipway
17.	12B335	Cover Refuel Well
18.	12B3725	Upper Skin
19.	12B8223	Leading Edge Fairing
20.	12B7242	Fuel Probe Support
21.	12B8202	Skin - Lower Surface
22.	12B2726	Support
23.	12B3771	Lower Surface Skins
24.	12B3272	Skin

F-111A / F-111E GLOVE PRODUCTION BREAKDOWN

184

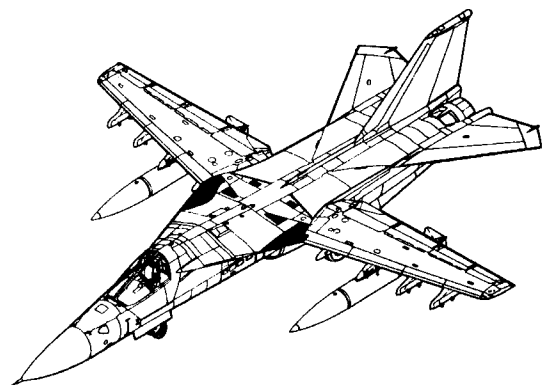
TAC 31-ON - B1 3-ON



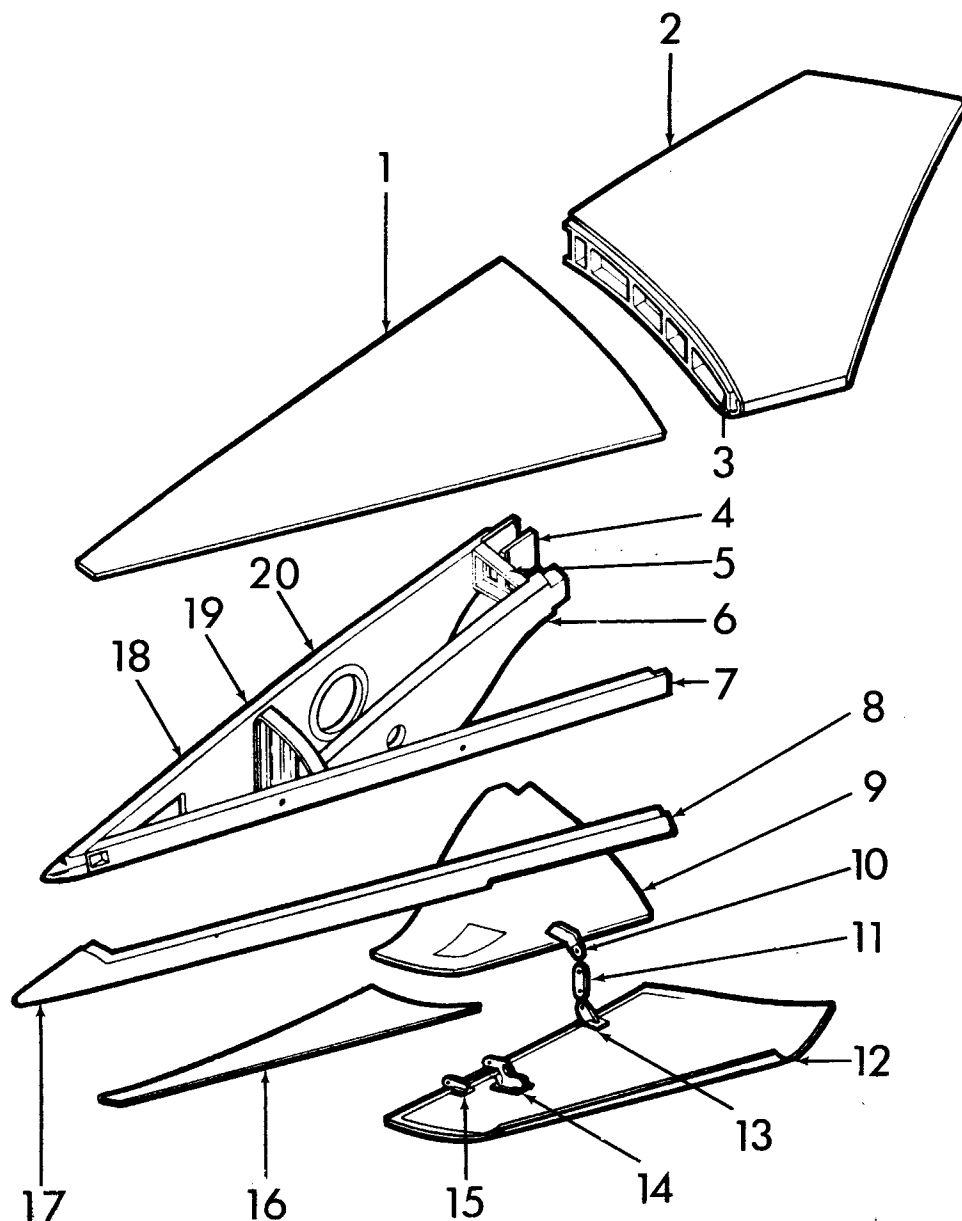
1.	Misc. Skins, Frames & Longerons
2.	Item 8503 Structure
3.	Routing Tunnel
4.	Upper Skins
5.	Item 8501 Rotating Glove
6.	Item 8502 Structure
7.	Lower Skins

F-111A ROTATING GLOVE

TAC 31 THRU 159

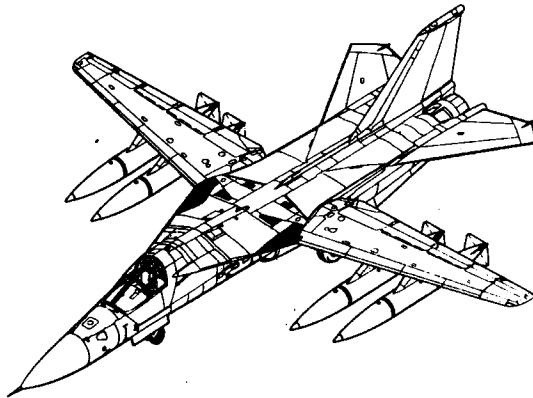


1.	12B3701	Upper Fwd. Skin Glove
2.	12B3702	Upper Aft Glove Skin
3.	12B2781	Beam
4.	12B7772	Bracket
5.	12B2782	Support Fitting
6.	12B2780	Bulkhead
7.	12B1735	Spar
8.	12B3707	Skin L.E. Aft
9.	12B3704	Lower Skin
10.	12B8254	Skin, Leading Edge
11.	12B8255	Hinge Linkage
12.	12B5701	Lower Door Assy.
13.	12B8253	Hinge Bracket
14.	12B8252	Link Attach Bracket
15.	12B8251	Bracket Assembly
16.	12B3703	Lower Fwd. Glove Skin
17.	12B3706	Skin L.E. Fwd.
18.	12B2775	L.H. Bulkhead
19.	12B2785	Rib
20.	12B7790	Bushing

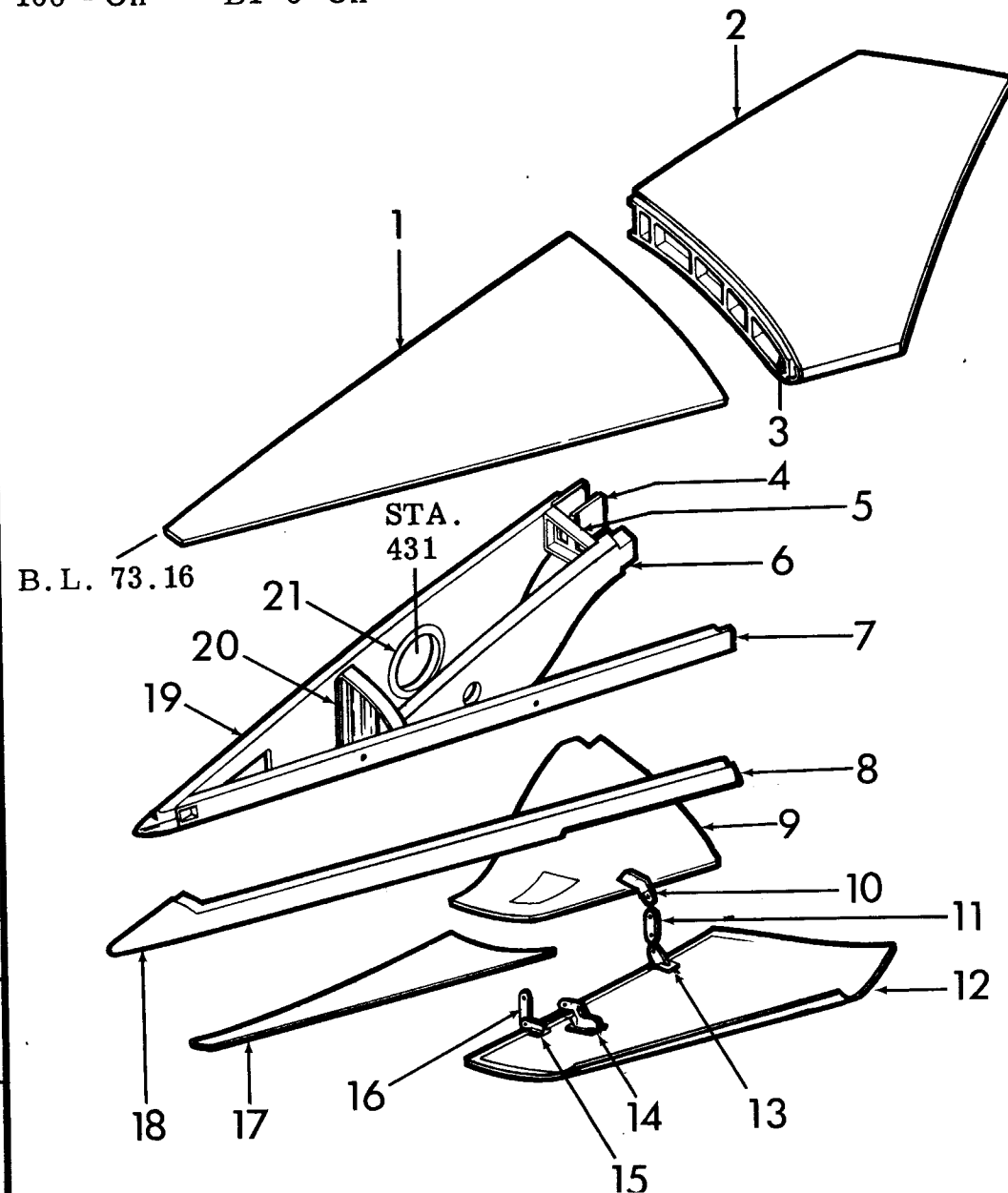


F-111E / FB111A ROTATING GLOVE

TAC 160 - On - B1 3-On

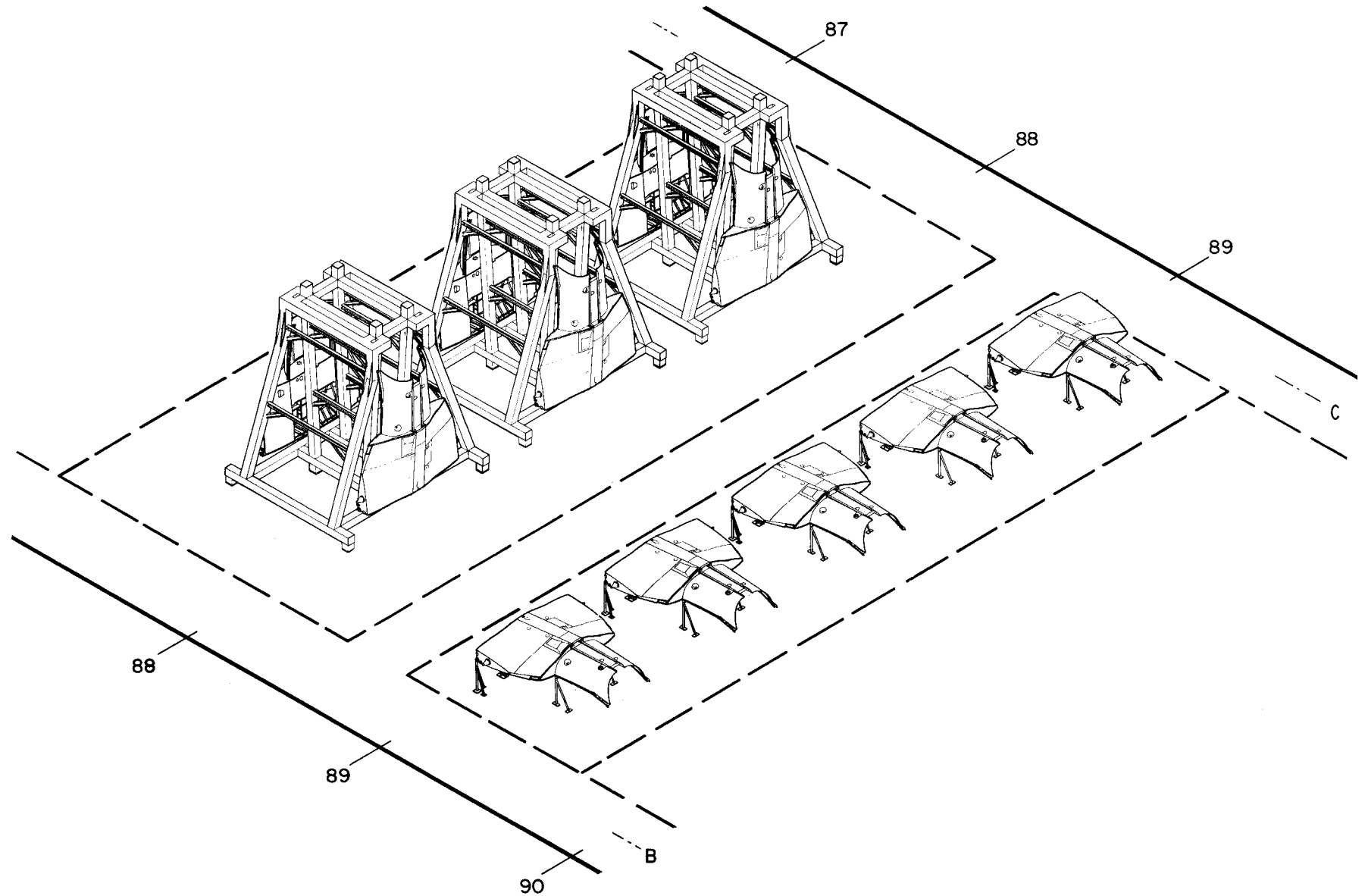


1.	12B3701	Upper Fwd Glove Skin
2.	12B3702	Upper Aft Glove Skin
3.	12B2781	Beam
4.	12B7772	Bracket
5.	12B2783	Support
6.	12B2780	Bulkhead
7.	12B1735	Spar
8.	12B3707	Skin Leading Edge Aft
9.	12B3704	Lower Skin
10.	12B8294	Support
11.	12B8295	Hinge Linkage
12.	12B5702	Lower Door Assembly
13.	12B8293	Hinge Bracket
14.	12B8292	Link Attach Bracket
15.	12B8291	Bracket Assembly
16.	12B8285	Support
17.	12B3703	Lower Fwd Glove Skin
18.	12B3706	Fwd Leading Edge Skin
19.	12B2775	Bulkhead
20.	12B2785	Rib
21.	12B7790	Bushing

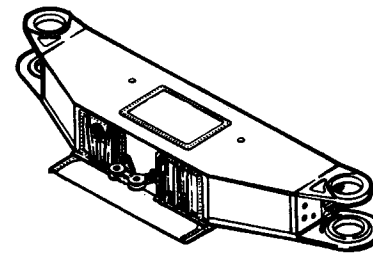


III GLOVE STRUCTURE & CLEANUP AREA LAYOUT

ITEM 8500



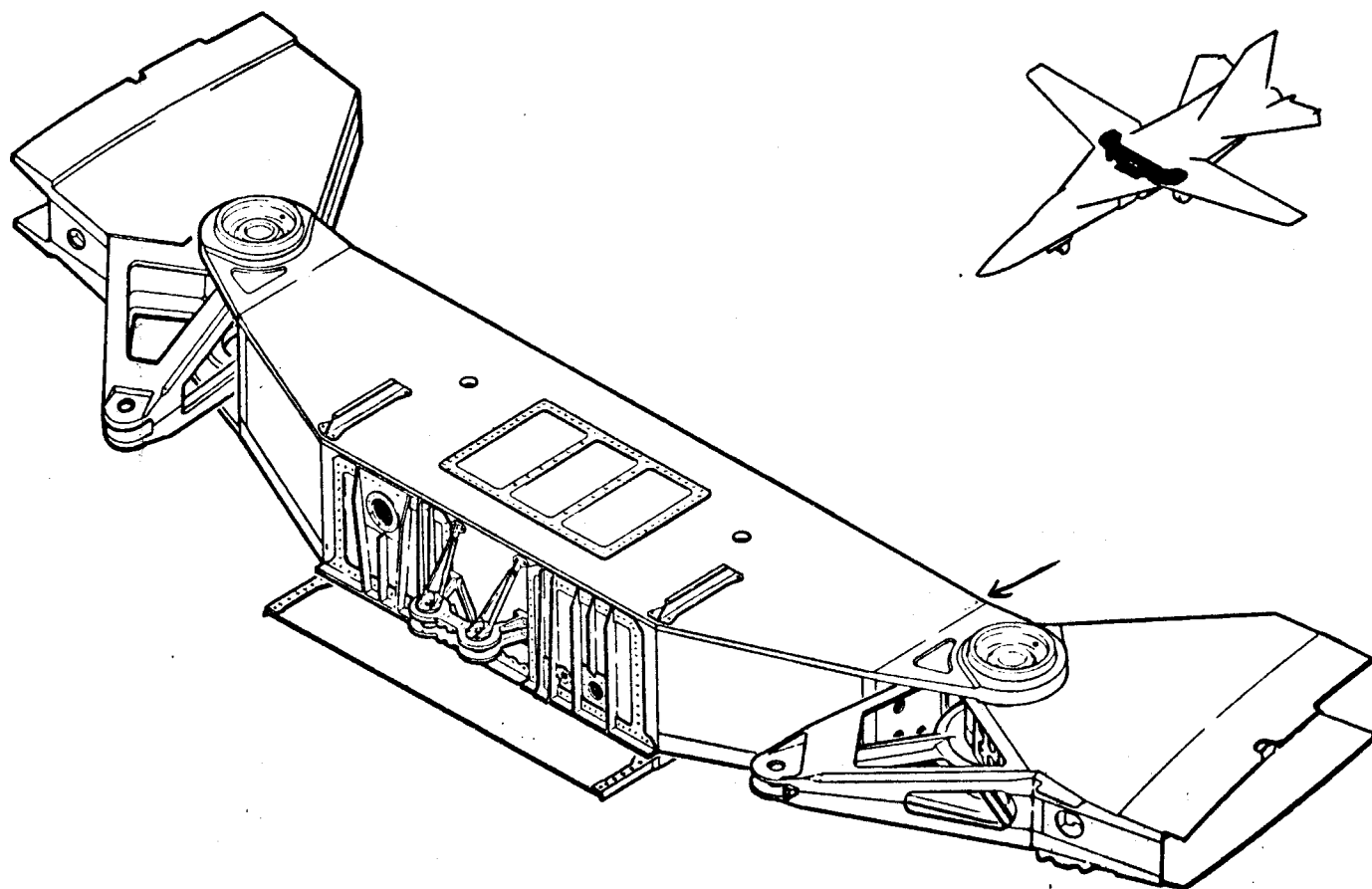
WING PIVOT SUPP'T. ASSY.



F-111E/D WING PIVOT & PIVOT SUPPORT FITTINGS

FB-111A

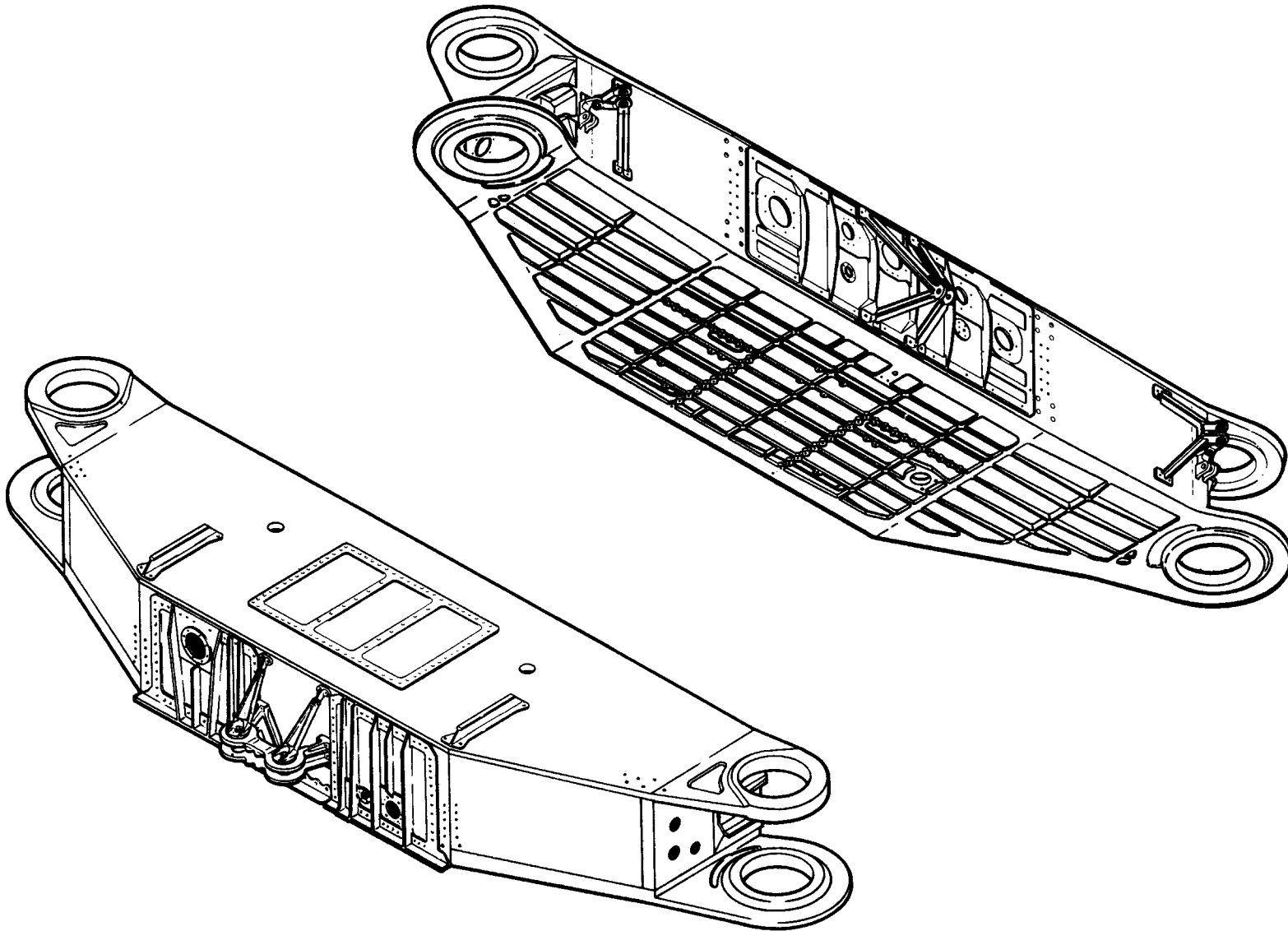
TAC 160-on, Bomber 3-on



19c

F-111 WING PIVOT SUPPORT ASSY. - UPPER/LWR. SURF.

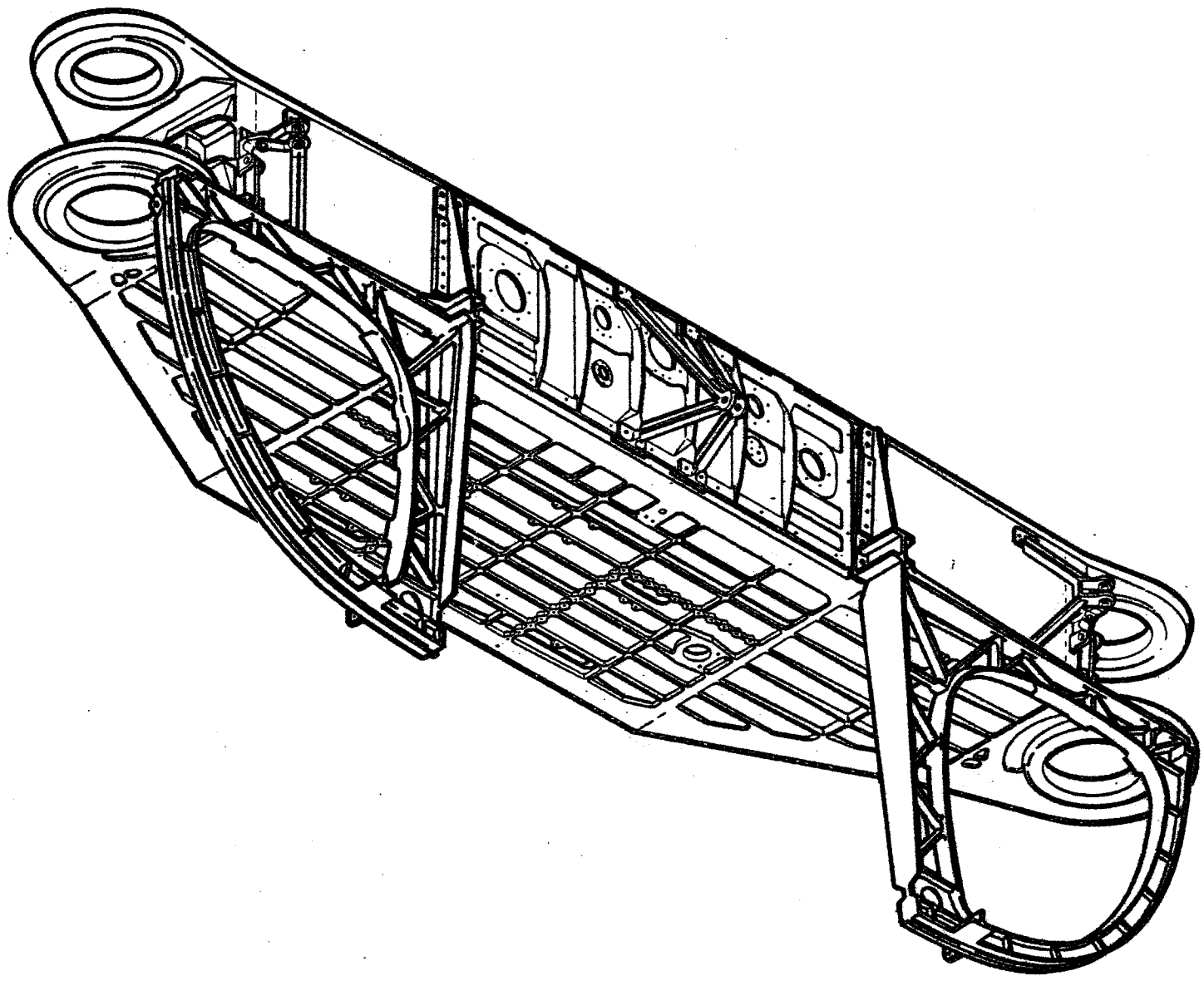
TAC 41,43,45-on



MANUFACTURING ENGINEERING
ST-806-81 25 March 1969

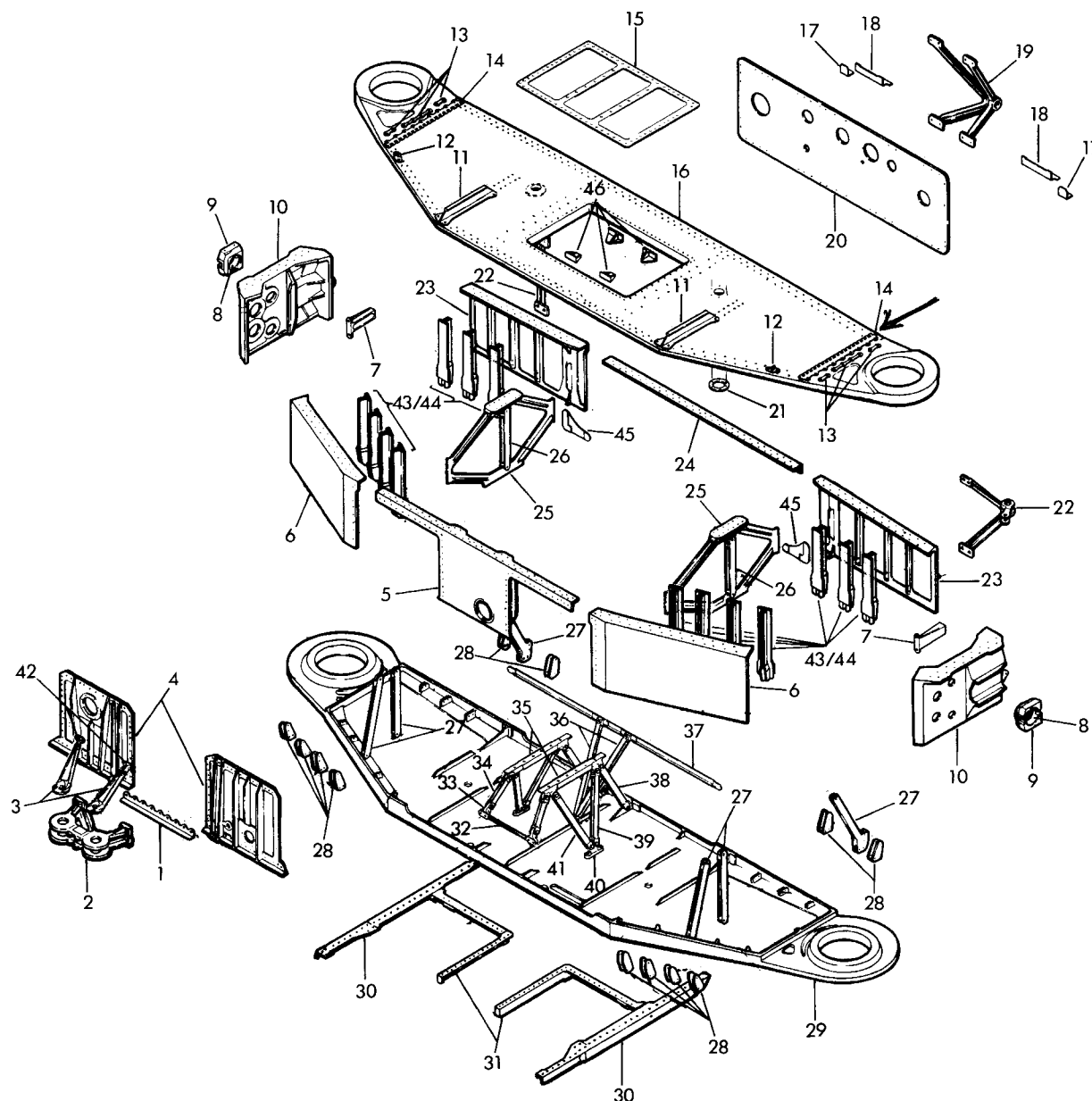
F-111 WING PIVOT SUPPORT ASSY.

LWR VIEW - BLKHD 12B2910 INSTALLED.
TAC 160-ON.



III WING PIVOT SUPPORT ASSY.

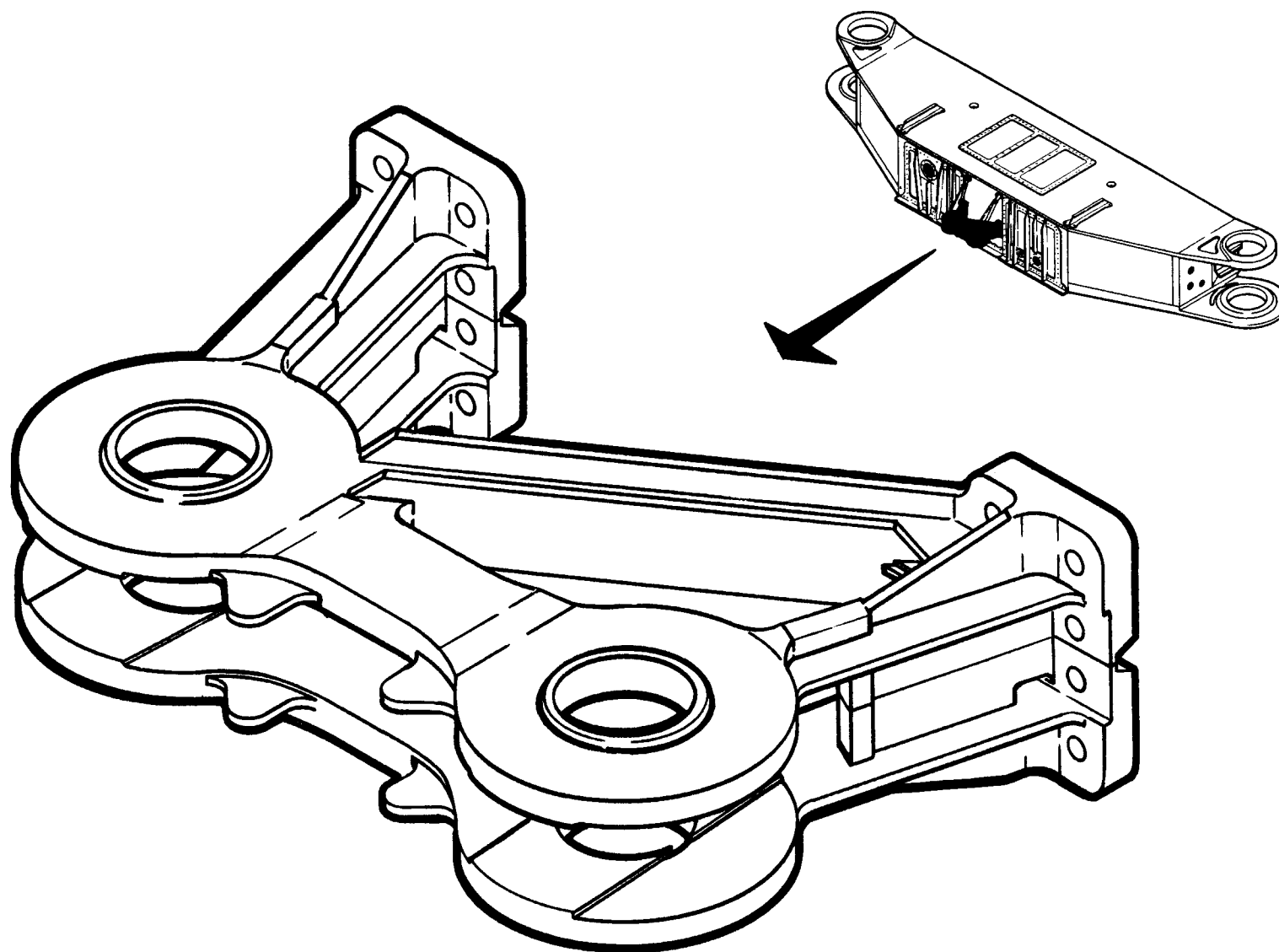
12B7300 INST'L., 12B7301 ASSY. - ITEM 87 - F-III E: A1 160-ON; FB-III A: B1 7-ON



12B7300 12B7301		INSTALLATION ASSEMBLY
1.	12B7334	Flange
2.	12B7323	Actuator Fitting
3.	12B7378	Brace
4.	12B7331	Fwd. Access Door
5.	12B7318	Actuator Support Bhd.
6.	12B7315	Fwd. Panel
7.	12B7366	Support
8.	12W413	Receptacle
9.	12B7355	Retainer
10.	12B7313	Outbd. Shear Panel
11.	12B7377	Beam
12.	12B2826	Bracket
13.	12B7361	Shims
14.	12B2819	Hinge Half
15.	12B7371	Access Cover
16.	12B7311	Upper Cap
17.	12E2371	Bracket
18.	12B3817	Flange
19.	12B7325	Speed Brake Bracket
20.	12B7333	Web
21.	12B7365	Nut Ring
22.	12B7356	Pylon Actuator Brkt.
23.	12B7314	Aft Panel
24.	12B7342	Attach Angle
25.	12B7319	Brace
26.	12B7335	Brace
27.	12B7336	Brace
28.	12B7363	Splice
29.	12B7312	Lower Cap
30.	12B1811	Longeron
31.	12B7362	Flange
32.	12B7384	Strap
33.	12B7383	Bracket
34.	12B7373	Brace
35.	12B7386	Beam
36.	12B7381	Brace
37.	12B7376	Stiffener
38.	12B7385	Brace
39.	12B7375	Brace
40.	12B7382	Bracket
41.	12B7374	Brace
42.	12B7379	Bracket
43.	12B7397	Doubler
44.	12B7396	Stiffener
45.	12B7395	Corner Gusset
46.	12B7391	Bracket

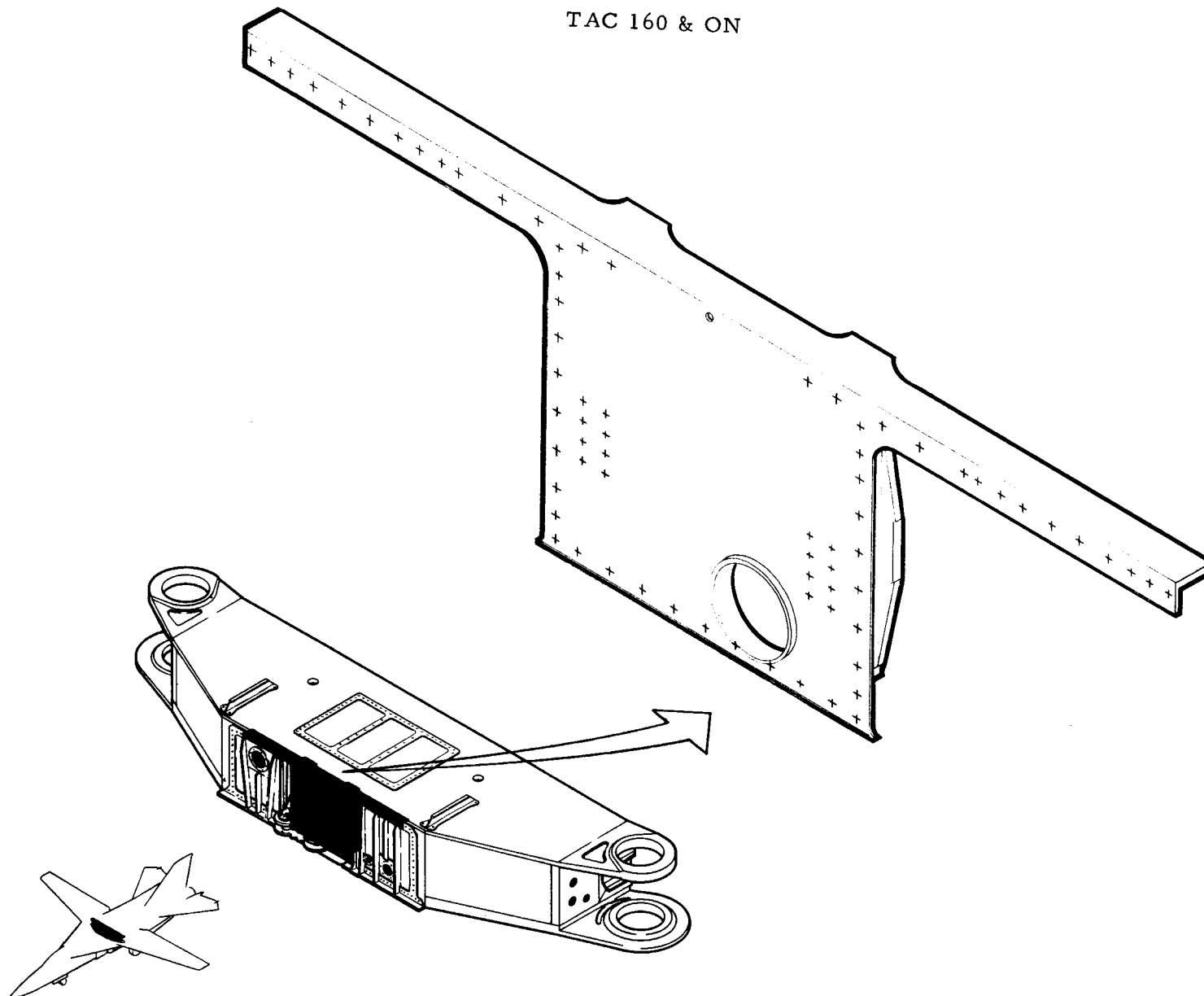
1287353 BRACKET-WING ACTUATOR SUPPORT

TAC 160 & ON



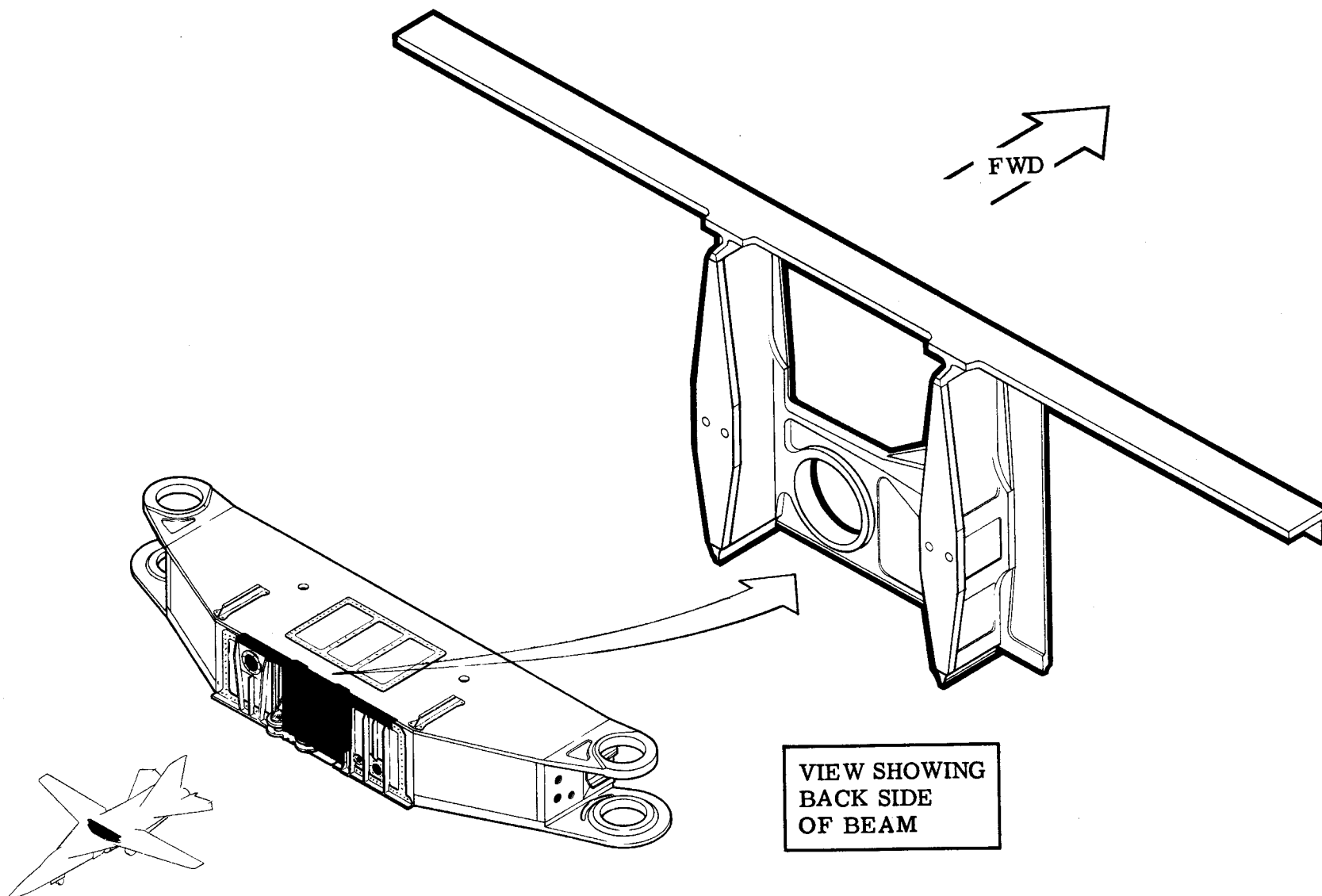
12B7318 BEAM-WING ACTUATOR SUPPORT

TAC 160 & ON



12B7318 BEAM-WING ACTUATOR SUPPORT

TAC 160 & ON



VIEW SHOWING
BACK SIDE
OF BEAM

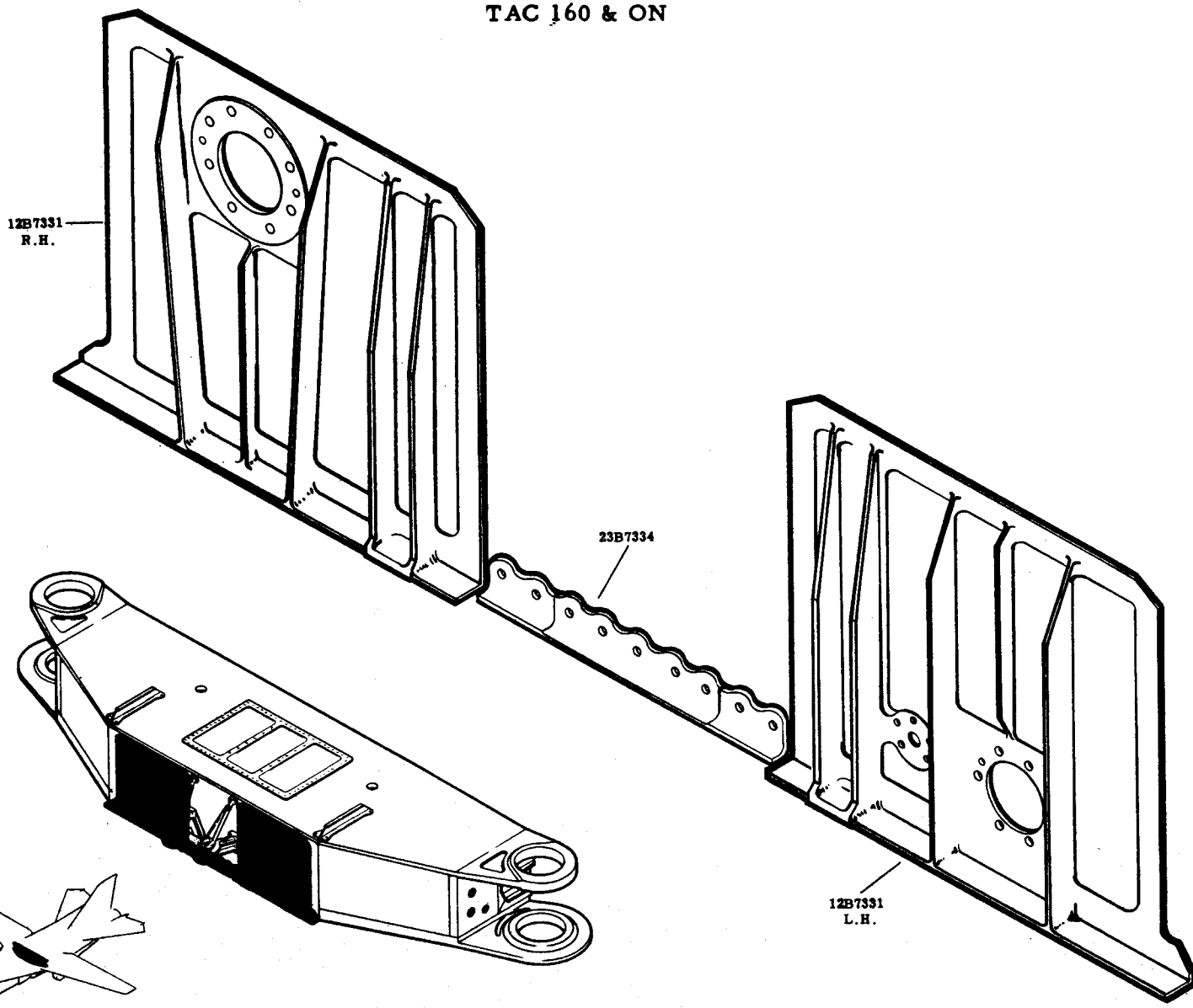
1/4TH SCALE

MANUFACTURING ENGINEERING
ST-659-87 24 February 1969

III WING PIVOT SUPPORT - FWD DOORS + FLANGE

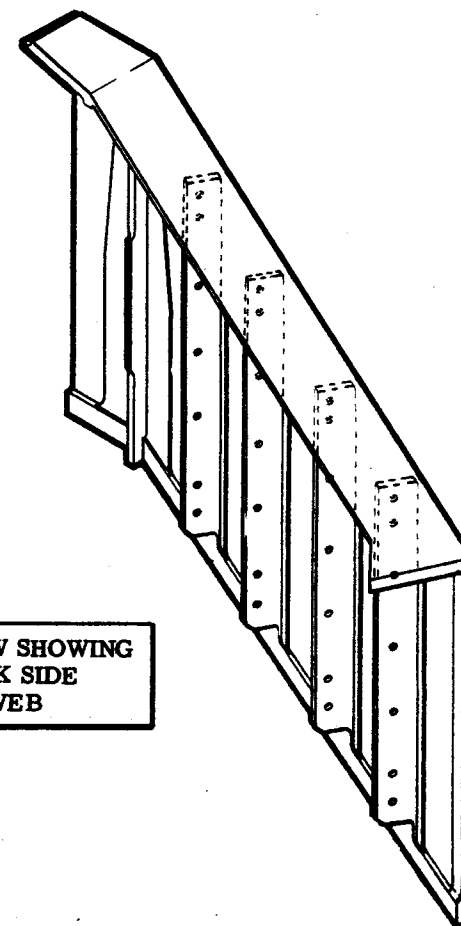
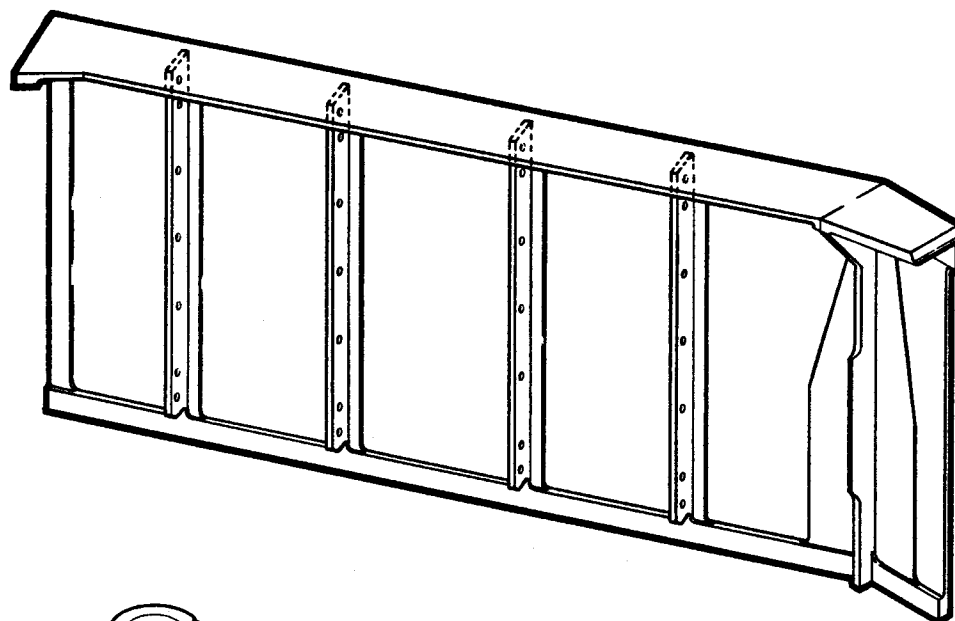
12B7331 & 12B7334

TAC 160 & ON

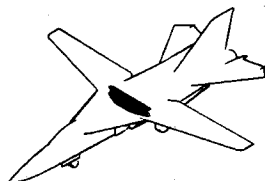
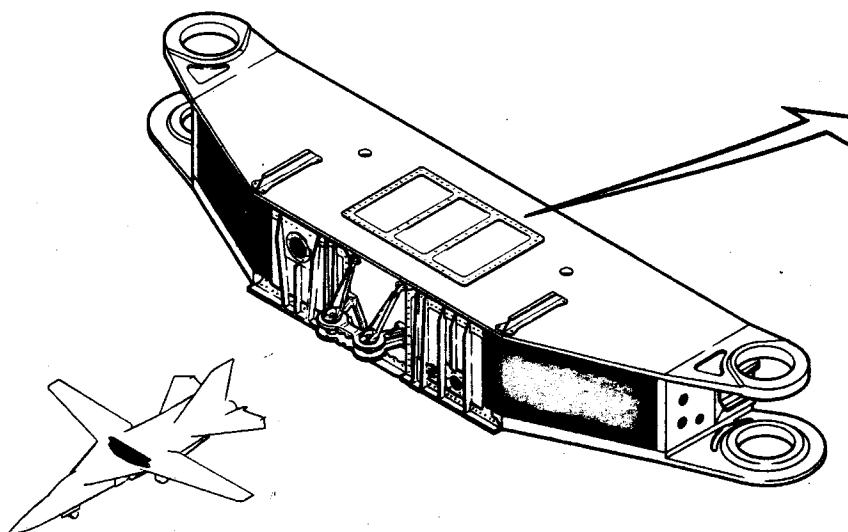


12B7315 FWD OUTBD WEB-WING PIVOT SUPPORT

TAC 160 & ON



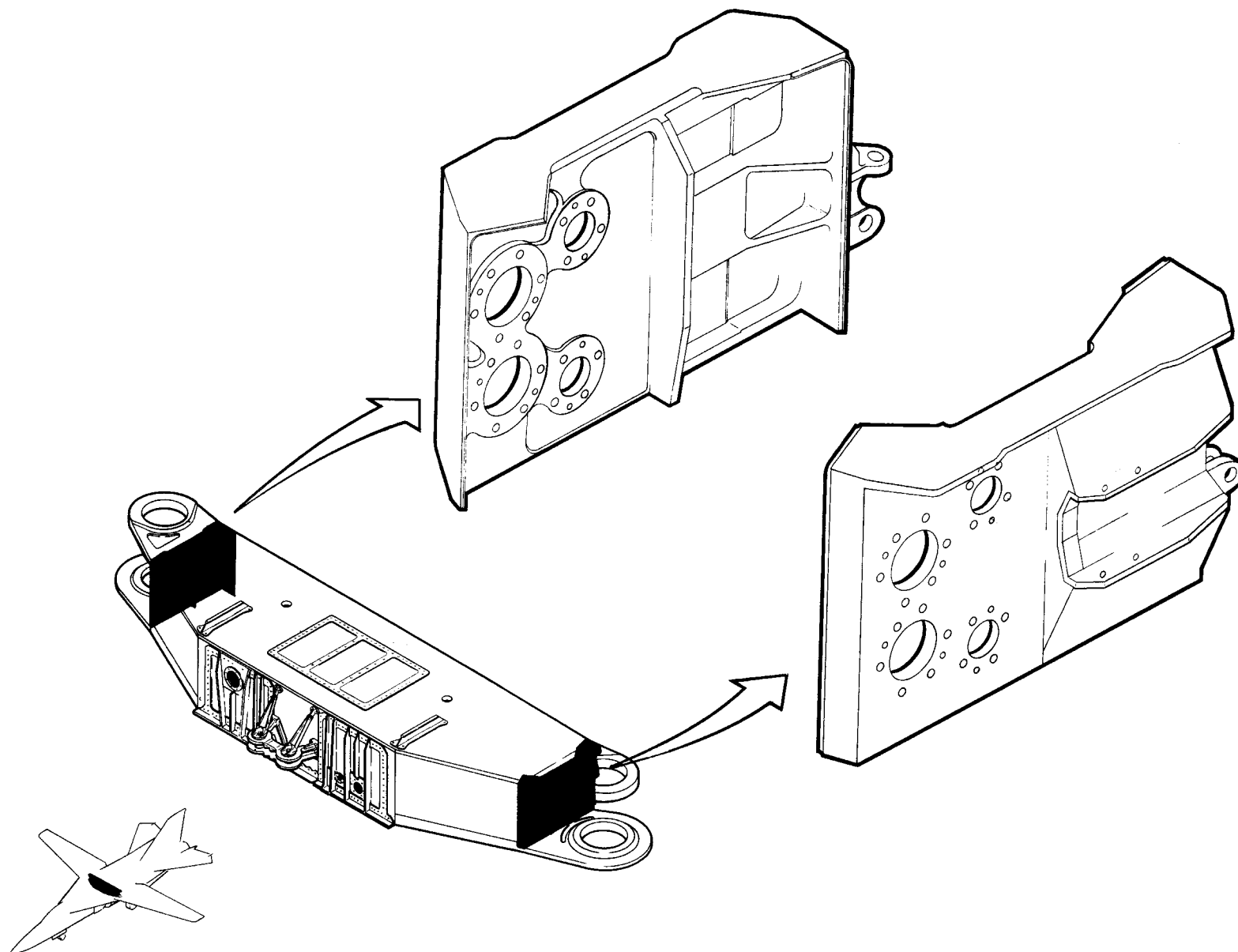
VIEW SHOWING
BACK SIDE
OF WEB



$\frac{1}{30}$ TH SCALE
MANUFACTURING ENGINEERING
ST-659-72 24 February 1969

12B7313 BULKHEAD WING PIVOT SUPPORT-OUTBD

TAC 160 & ON



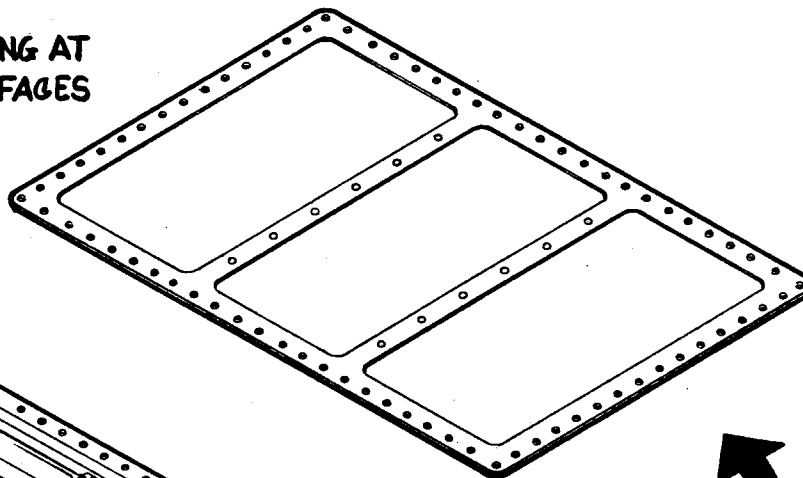
1/4 SCALE

MANUFACTURING ENGINEERING
ST-659-74 27 February 1969

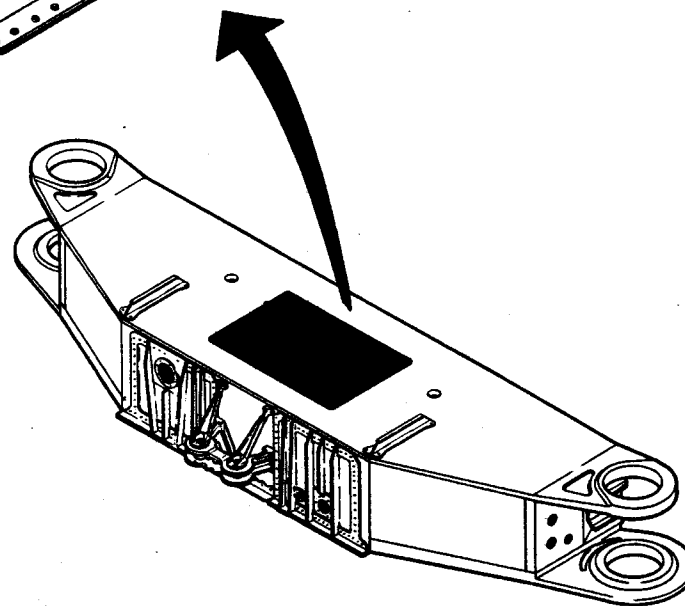
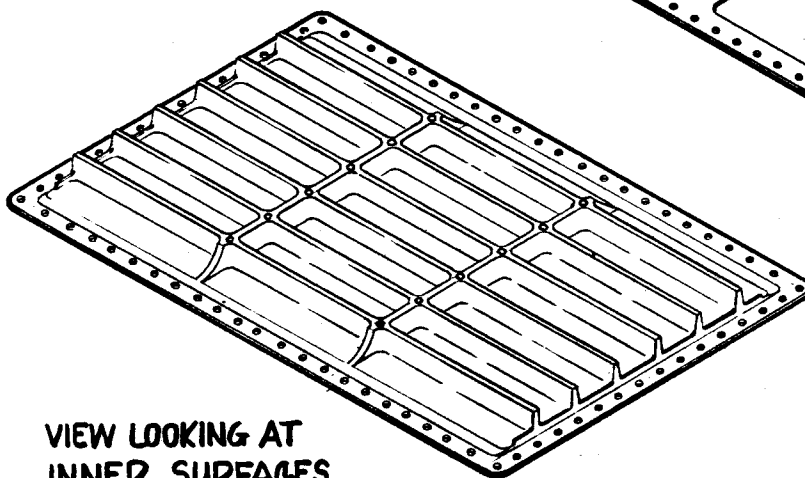
F-111 WING PIVOT SUPPORT ASSY.-UPPER ACCESS COVER

12B7371

VIEW LOOKING AT
UPPER SURFACES



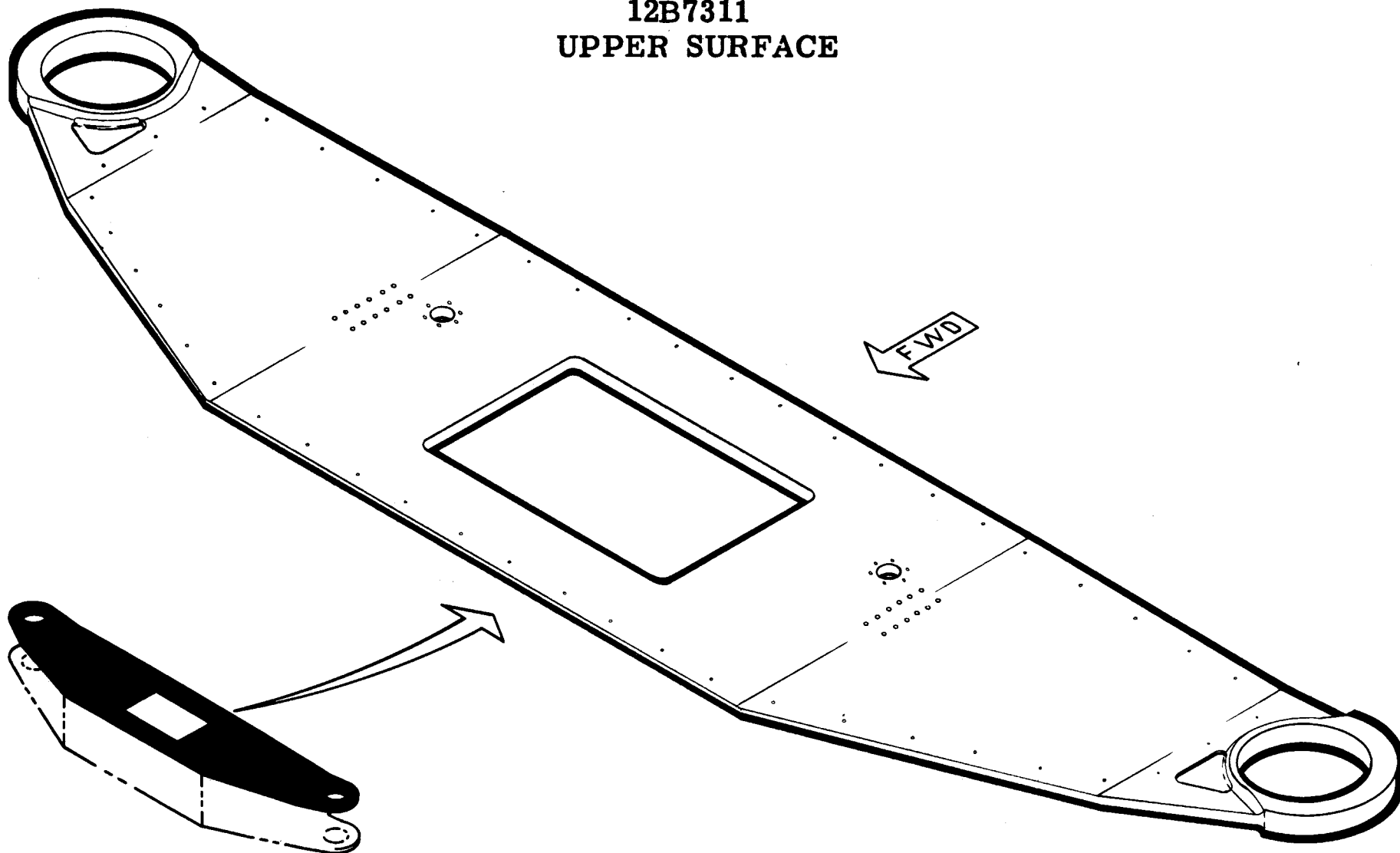
VIEW LOOKING AT
INNER SURFACES



F-111 WING PIVOT UPPER CAP

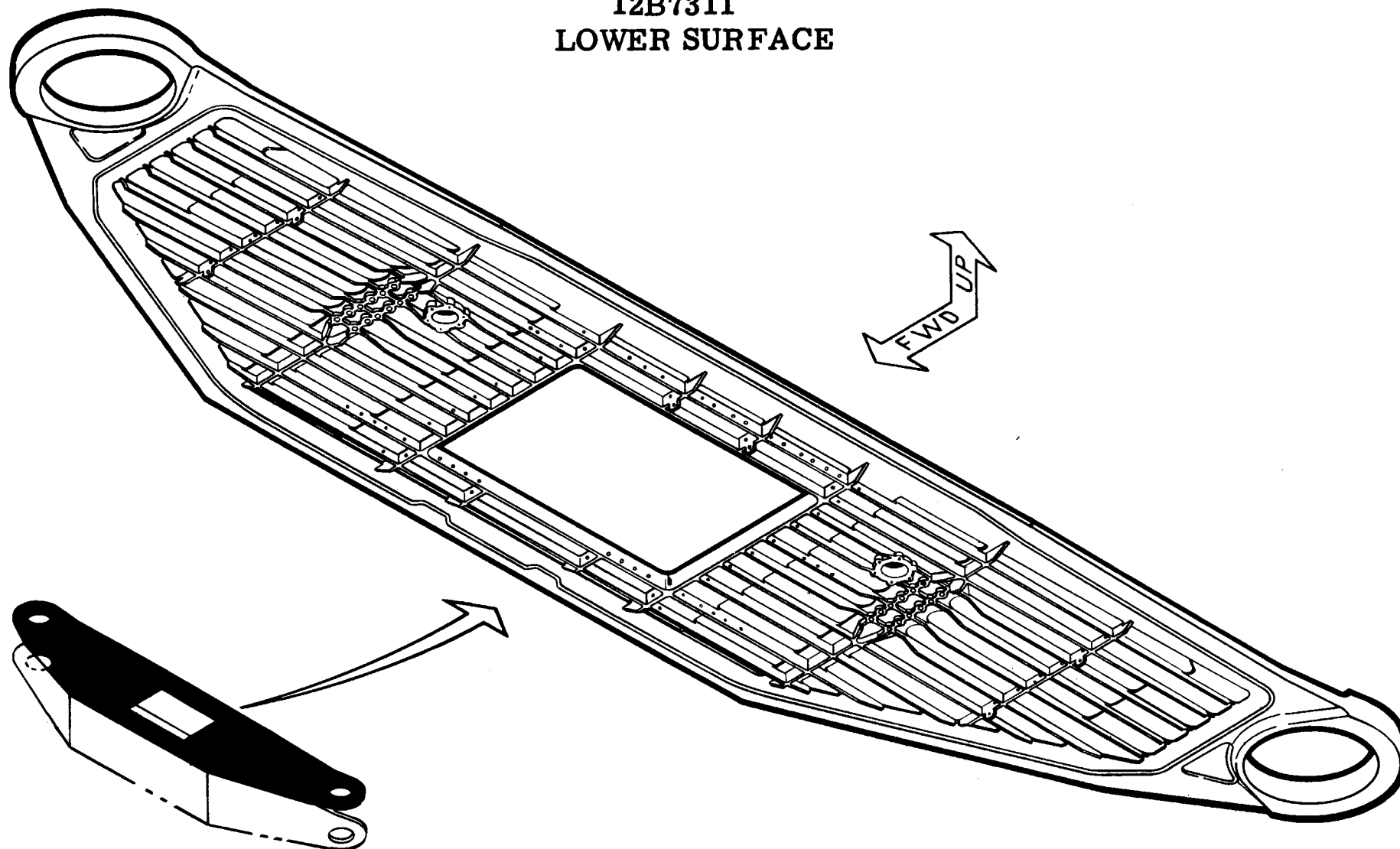
12B7311

UPPER SURFACE



F-111 WING PIVOT UPPER CAP

12B7311
LOWER SURFACE



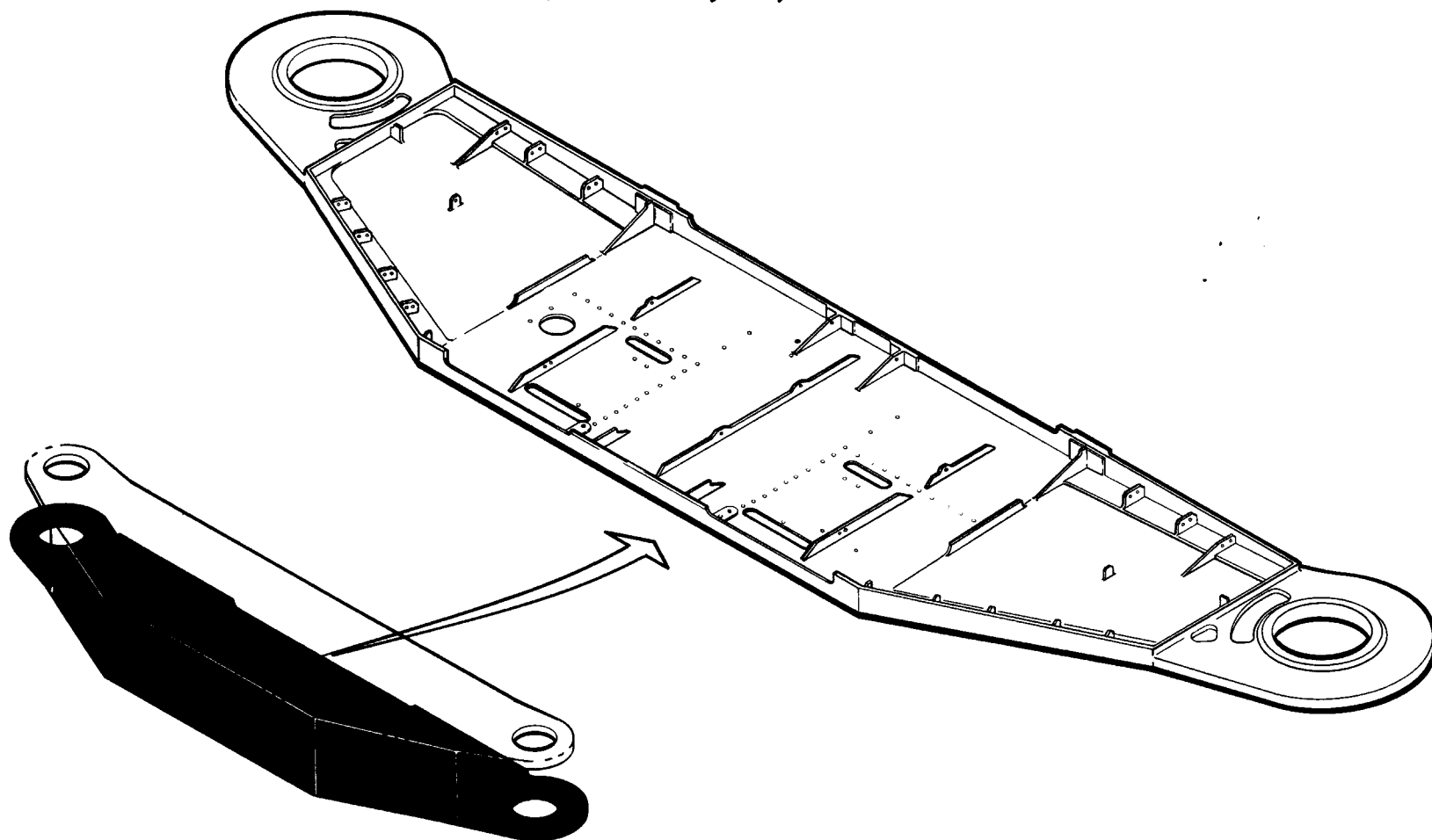
MANUFACTURING ENGINEERING
ST-659-102 17 March 1969

F-111 WING PIVOT LOWER CAP

12B7312

UPPER SURFACE

TAC 19-36, 40, 42 & 44



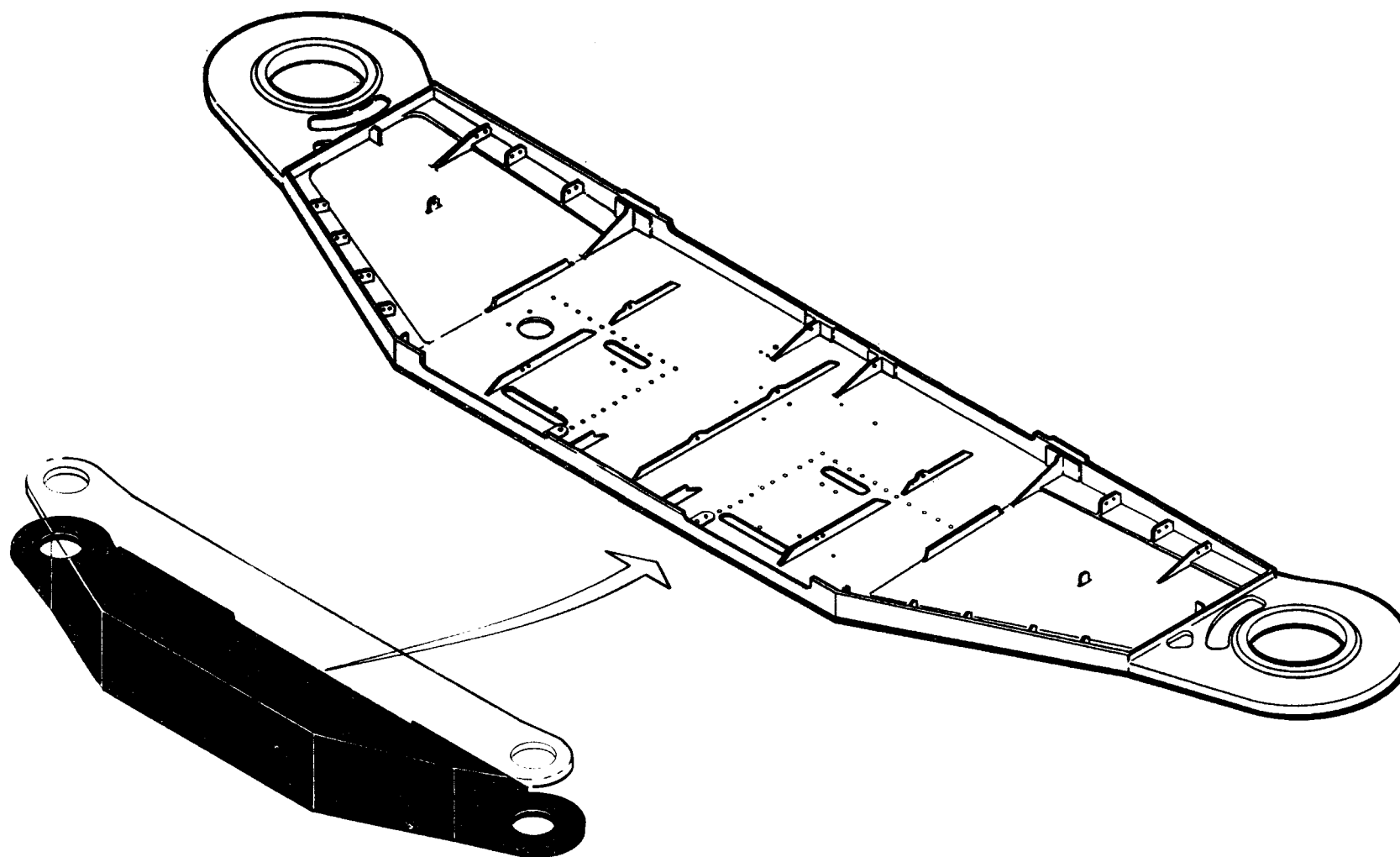
1/10TH SCALE

F-III WING PIVOT LOWER CAP

12B7312

UPPER SURFACE

TAC 41, 43, 45 & ON



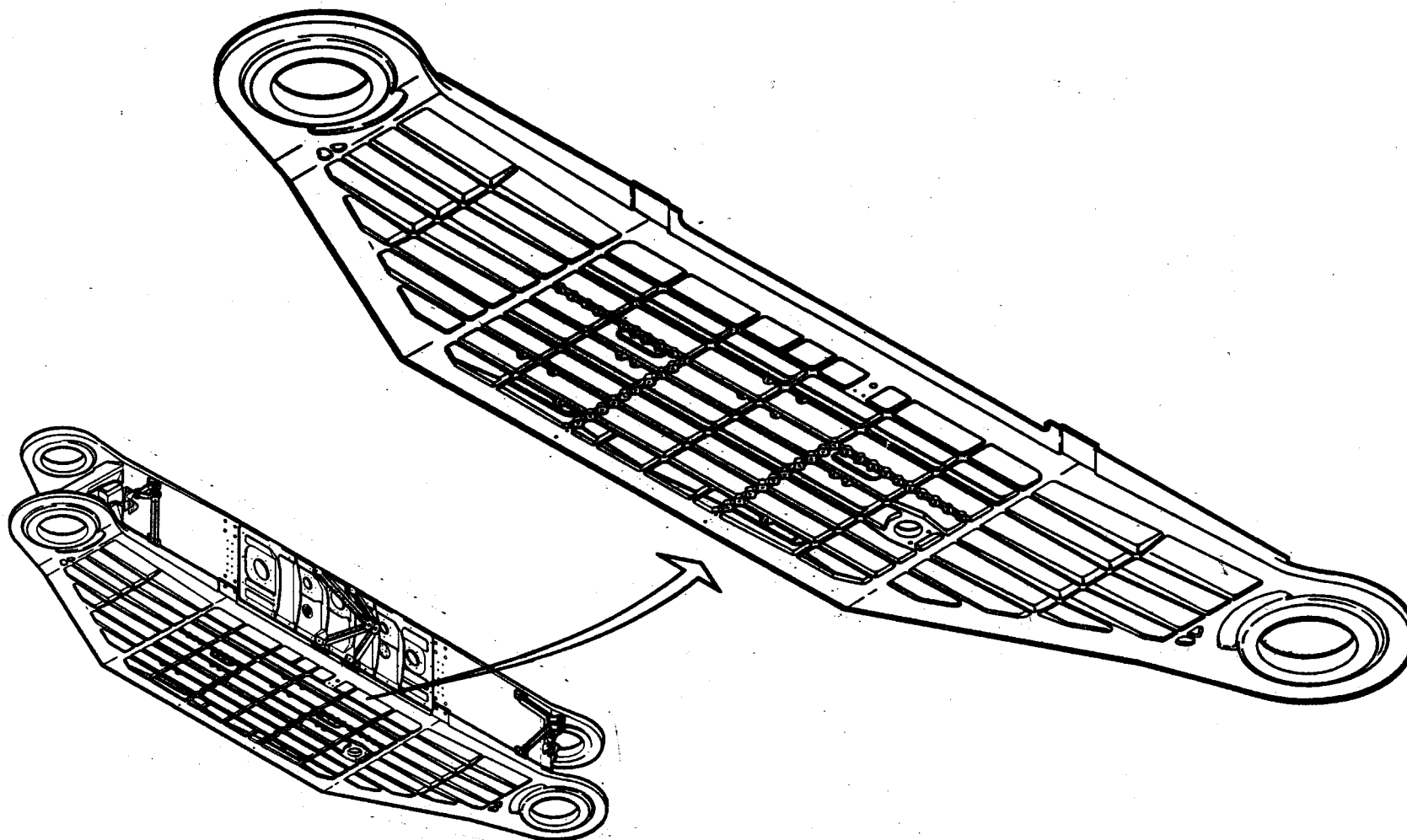
1/10TH SCALE

F-111 WING PIVOT LOWER CAP

12B7312

LOWER SURFACE

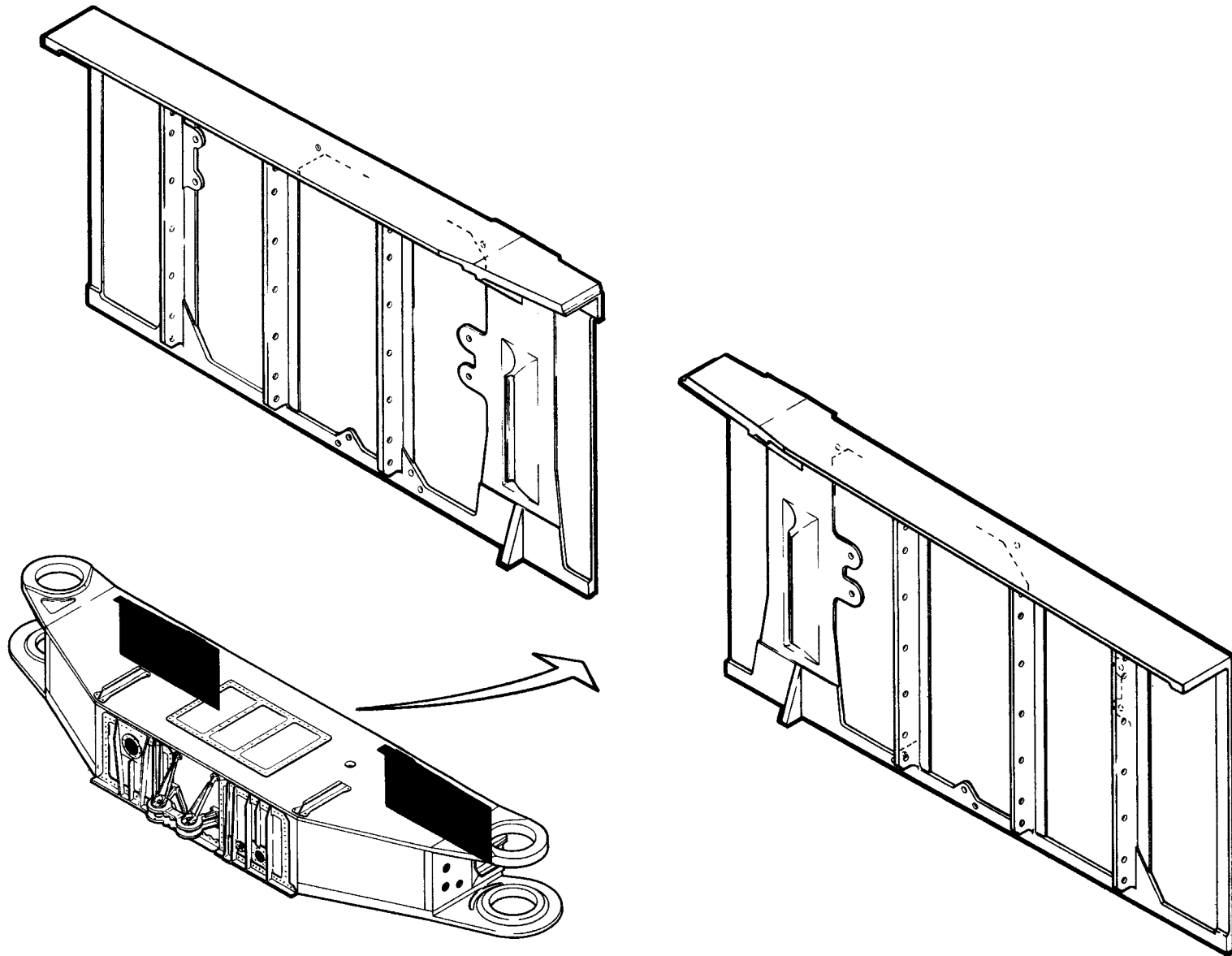
TAC 41, 43, 45 & ON



1/10TH SCALE

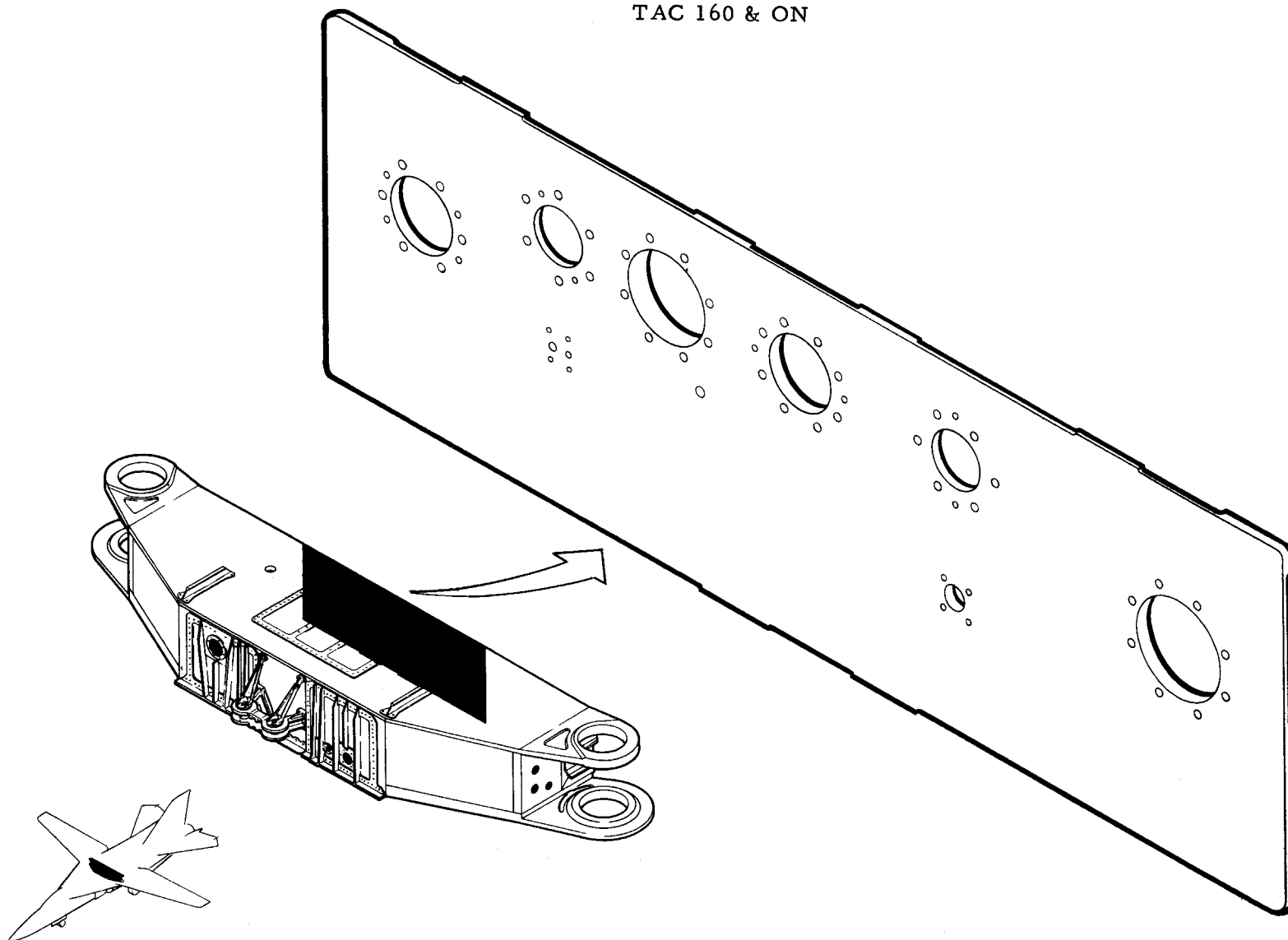
12B7314 WEB - WING PIVOT SUPPORT

TAC 160 & ON



12B7333 WING PIVOT SUPPORT - FWD SIDE

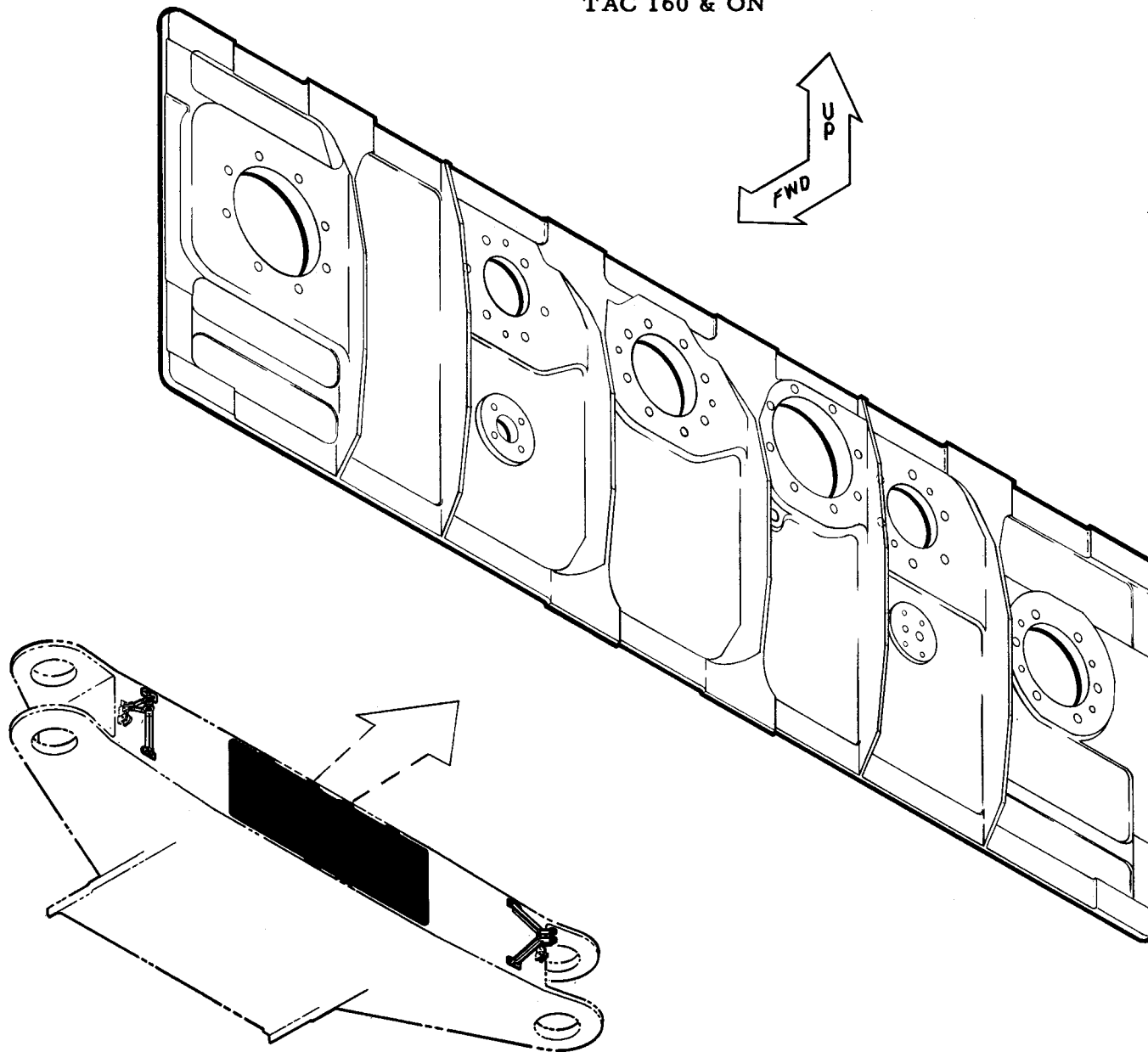
TAC 160 & ON



MANUFACTURING ENGINEERING
ST-659-89 7 March 1969

12B7333 WING PIVOT SUPPORT - AFT SIDE

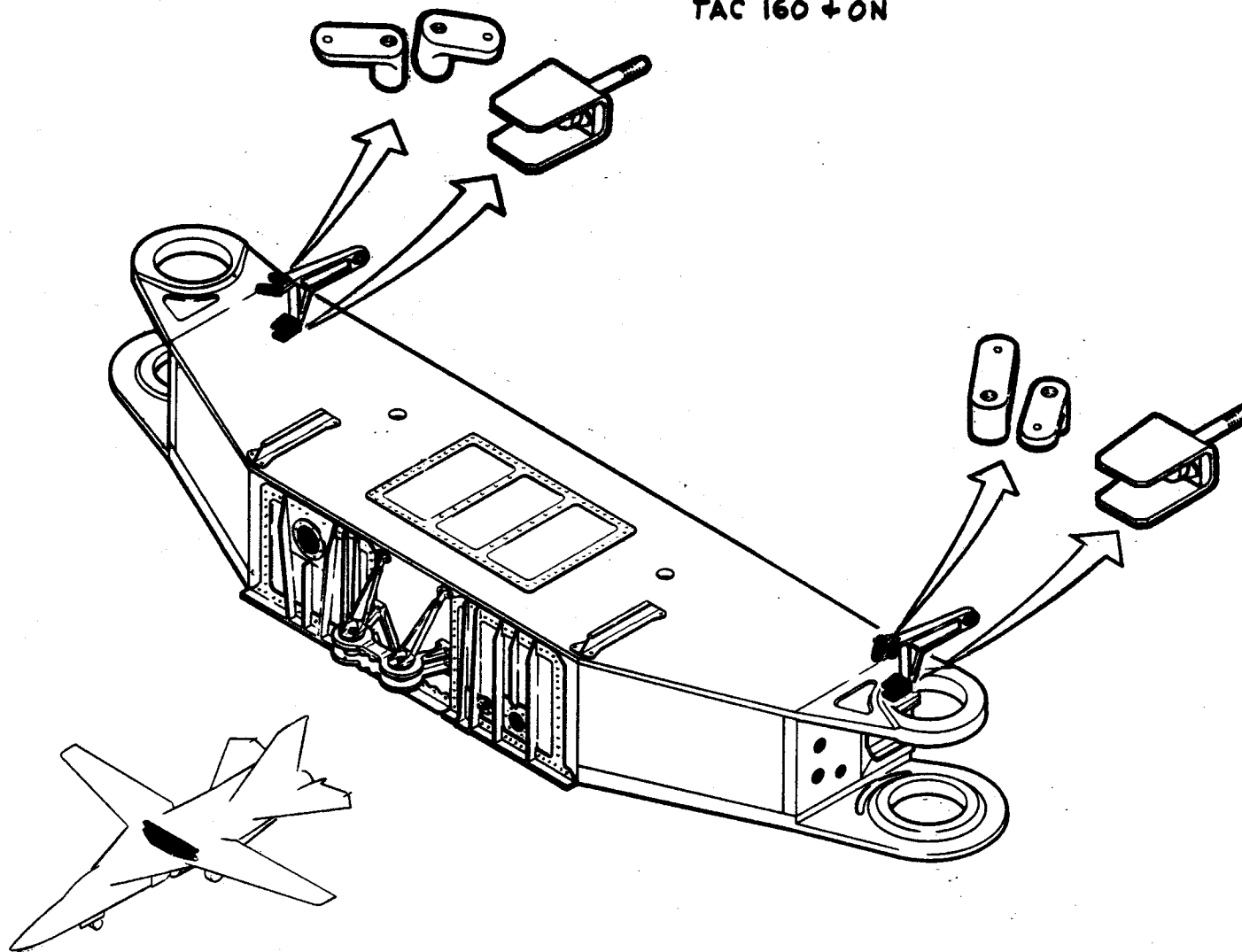
TAC 160 & ON



F111 RETAINER-OVERWING ATTACH ARM HINGE+BRKT

1287390 + 1287389

TAC 160 + ON

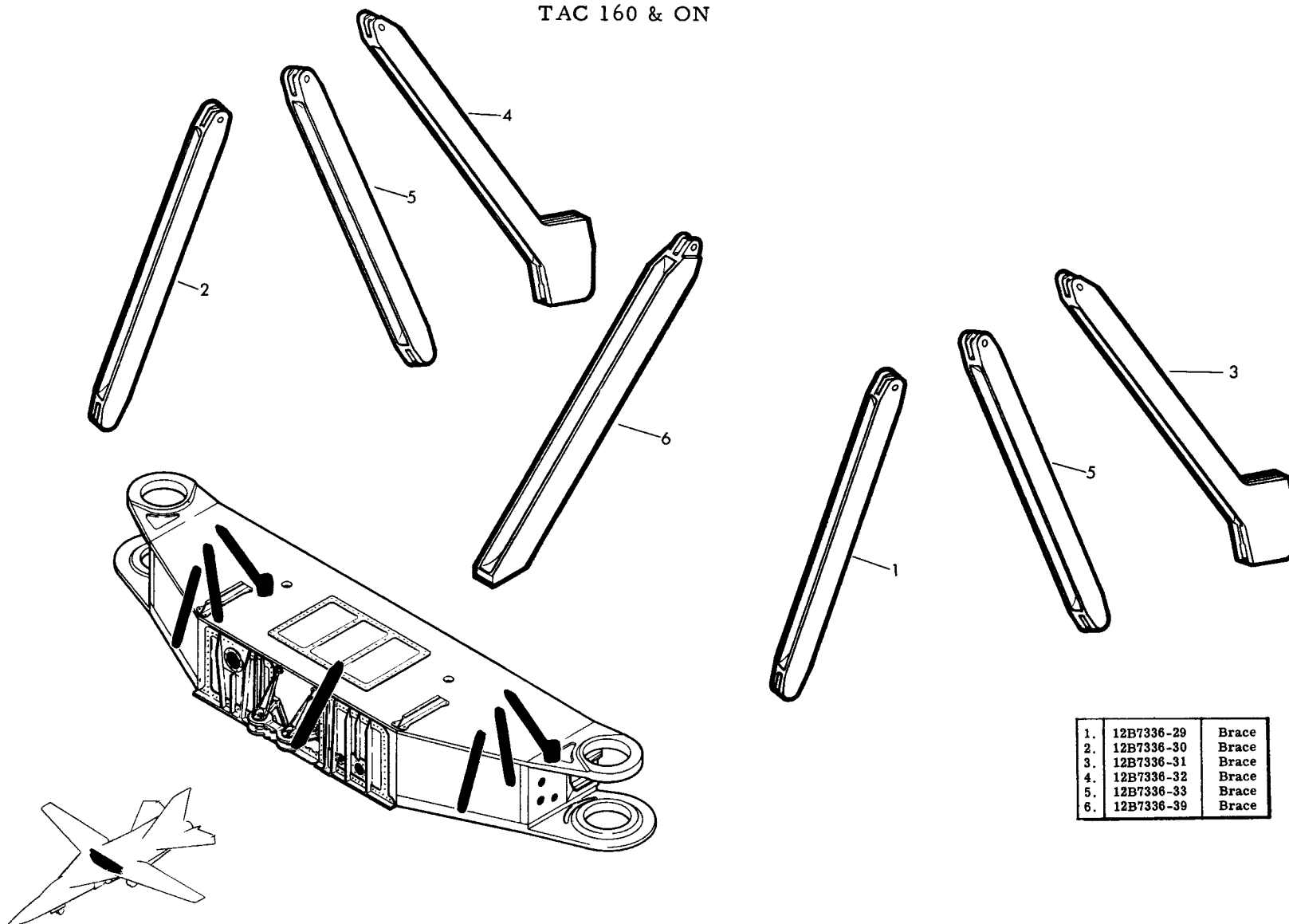


MANUFACTURING ENGINEERING
ST-659-97 11 March 1969

WING PIVOT SUPPORT - INTERNAL BRACES

12B7336-29-30-31-32-39

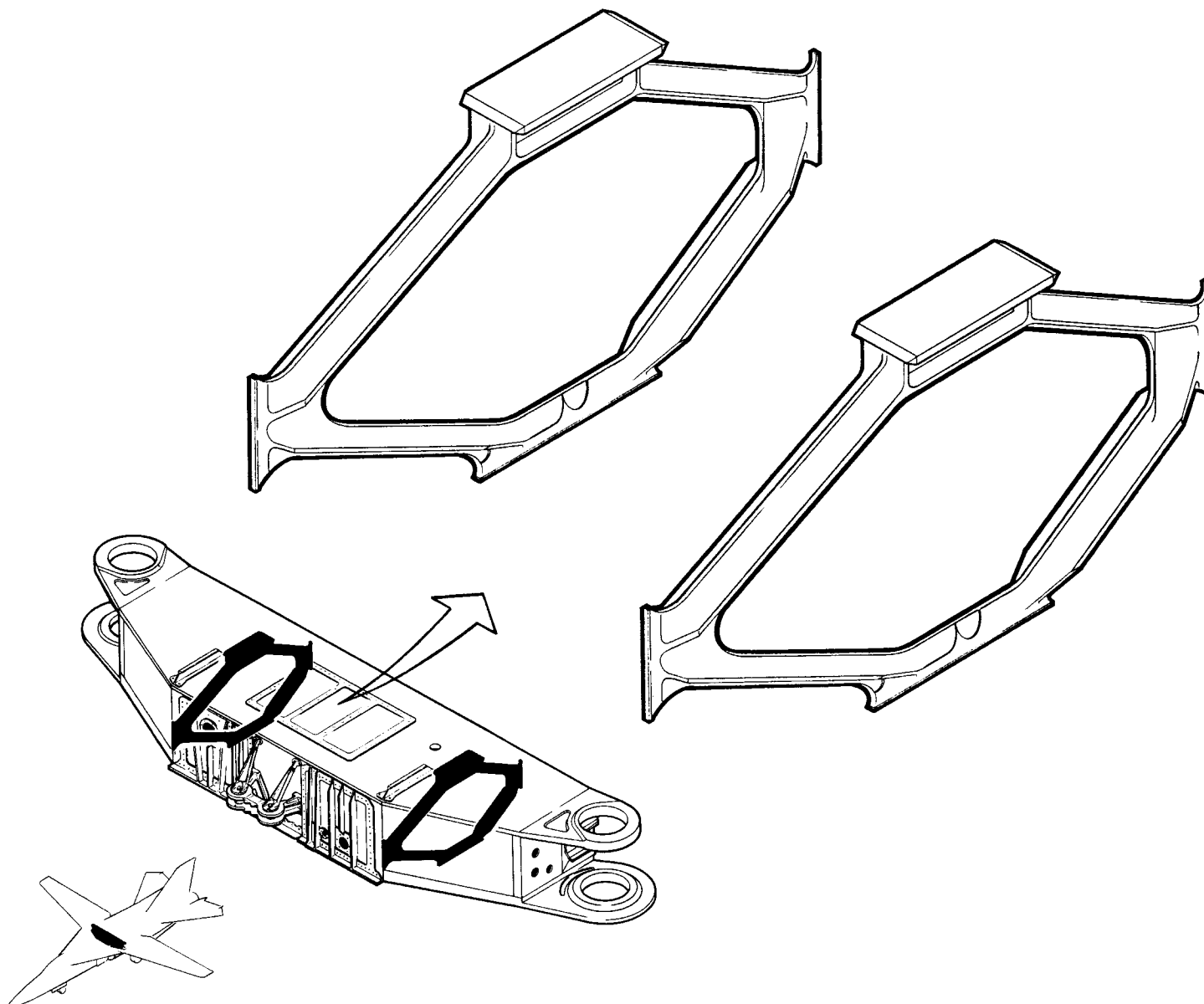
TAC 160 & ON



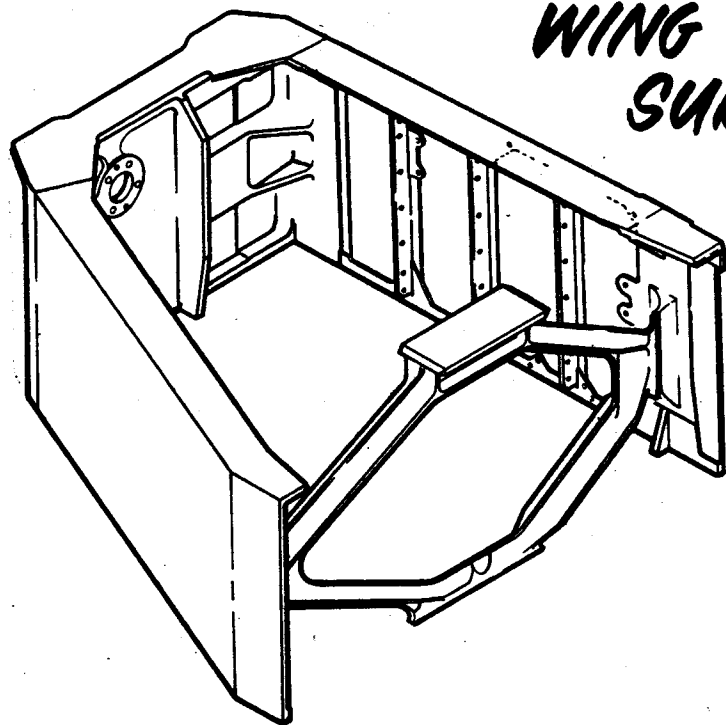
1.	12B7336-29	Brace
2.	12B7336-30	Brace
3.	12B7336-31	Brace
4.	12B7336-32	Brace
5.	12B7336-33	Brace
6.	12B7336-39	Brace

12B7319 TRUSS-WING PIVOT SUPPORT

TAC 160 & ON



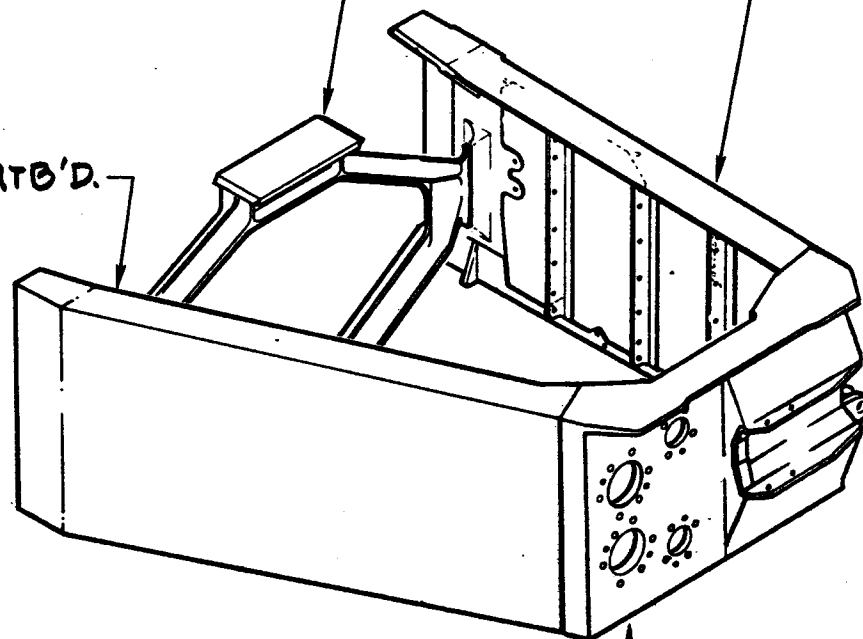
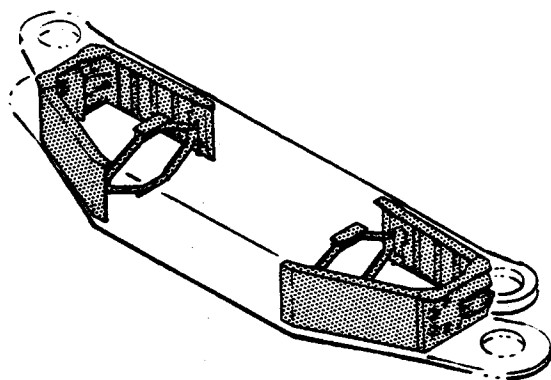
WING PIVOT SUPPORT - BOX END SUBASSY. - FW6914004 - STUDY - TITANIUM



FWD. WEB - OUTB'D.

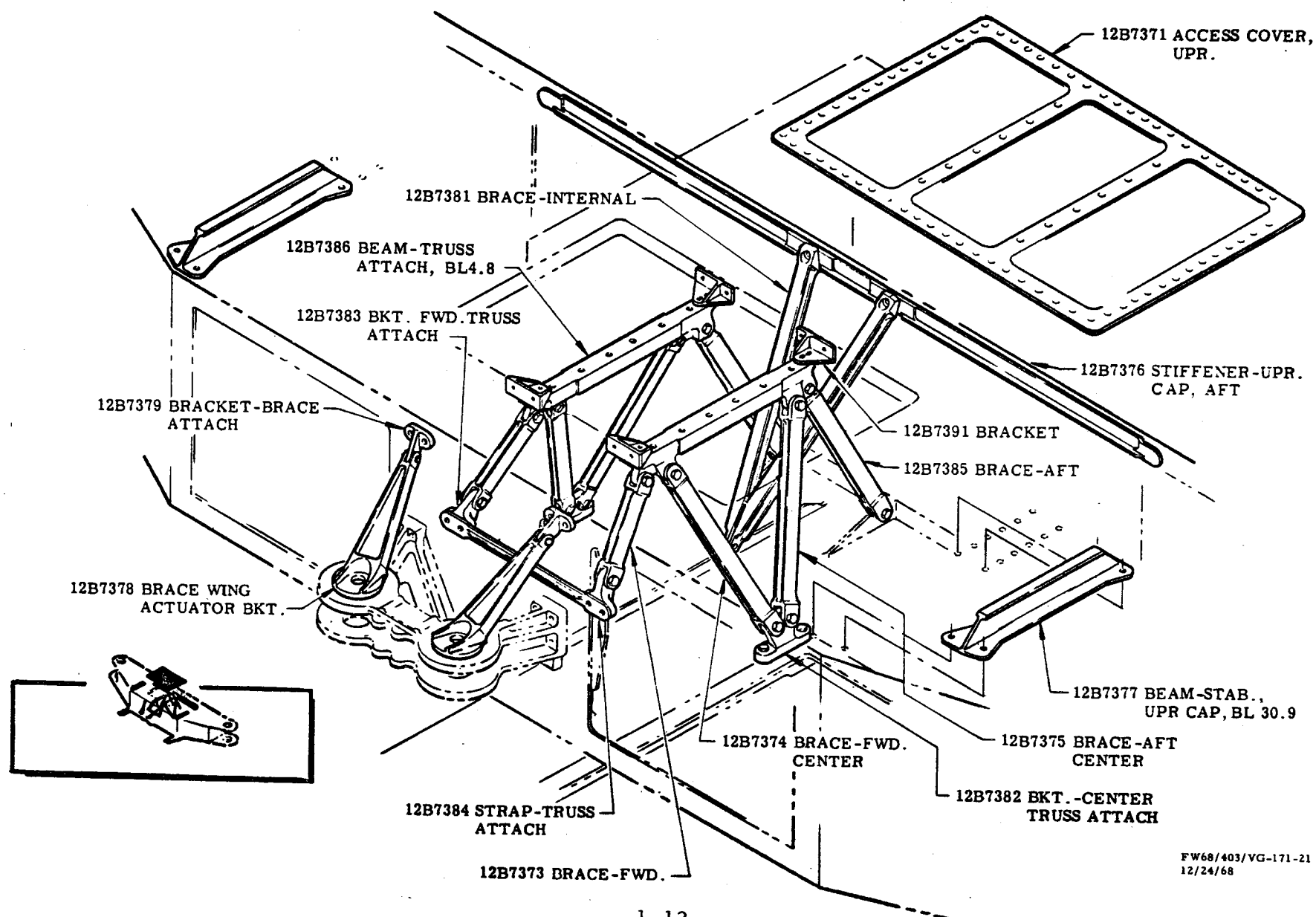
TRUSS - B/L 30

AFT WEB - OUTB'D.



BULKHEAD - OUTB'D. B/L 60

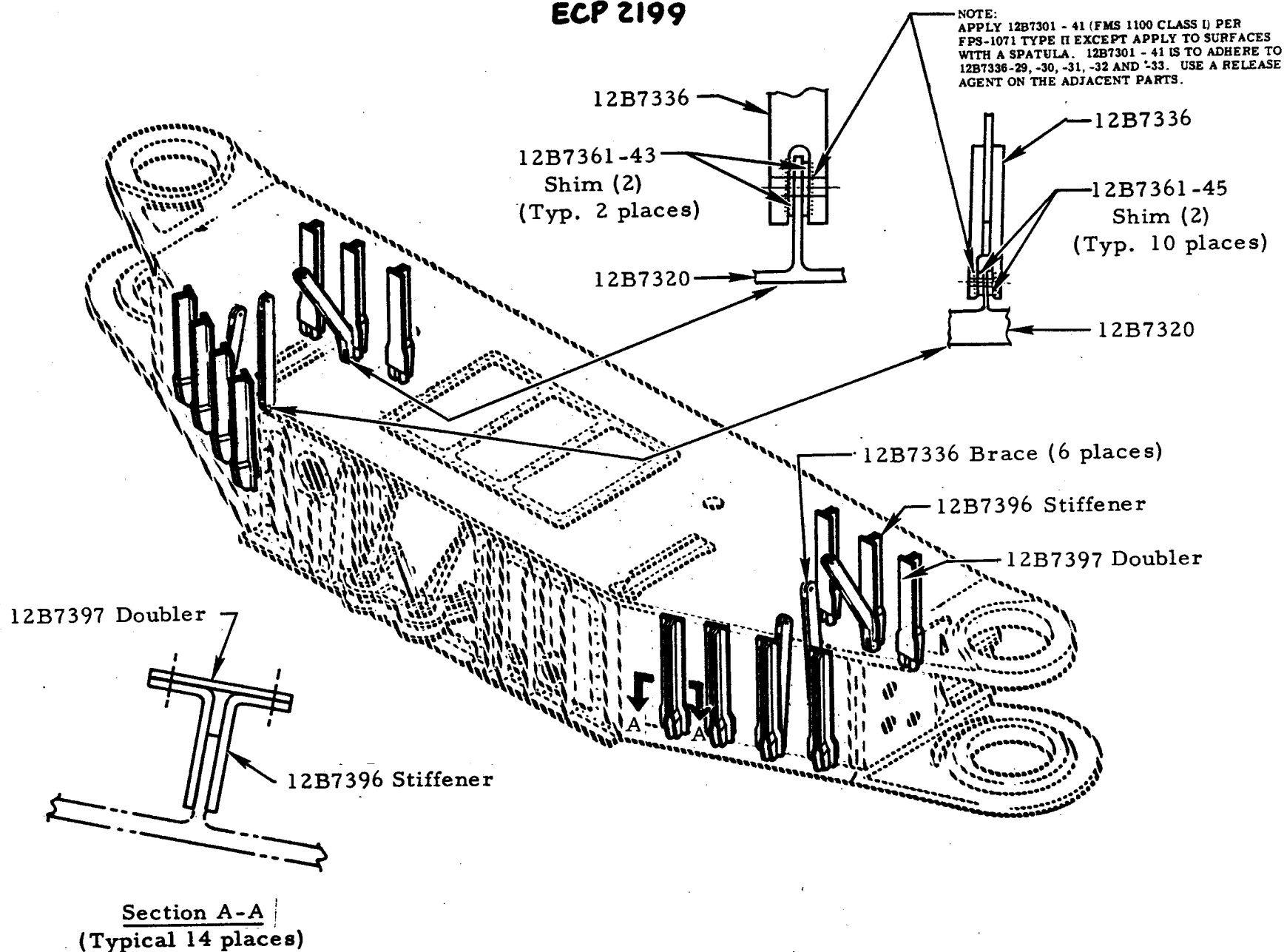
ECP 1870 - WING PIVOT SUPPORT ASSEMBLY CHANGES INTERNAL CHANGES



FW68/403/VG-171-21
12/24/68

III WING PIVOT SUPPORT ASSY. CHANGES

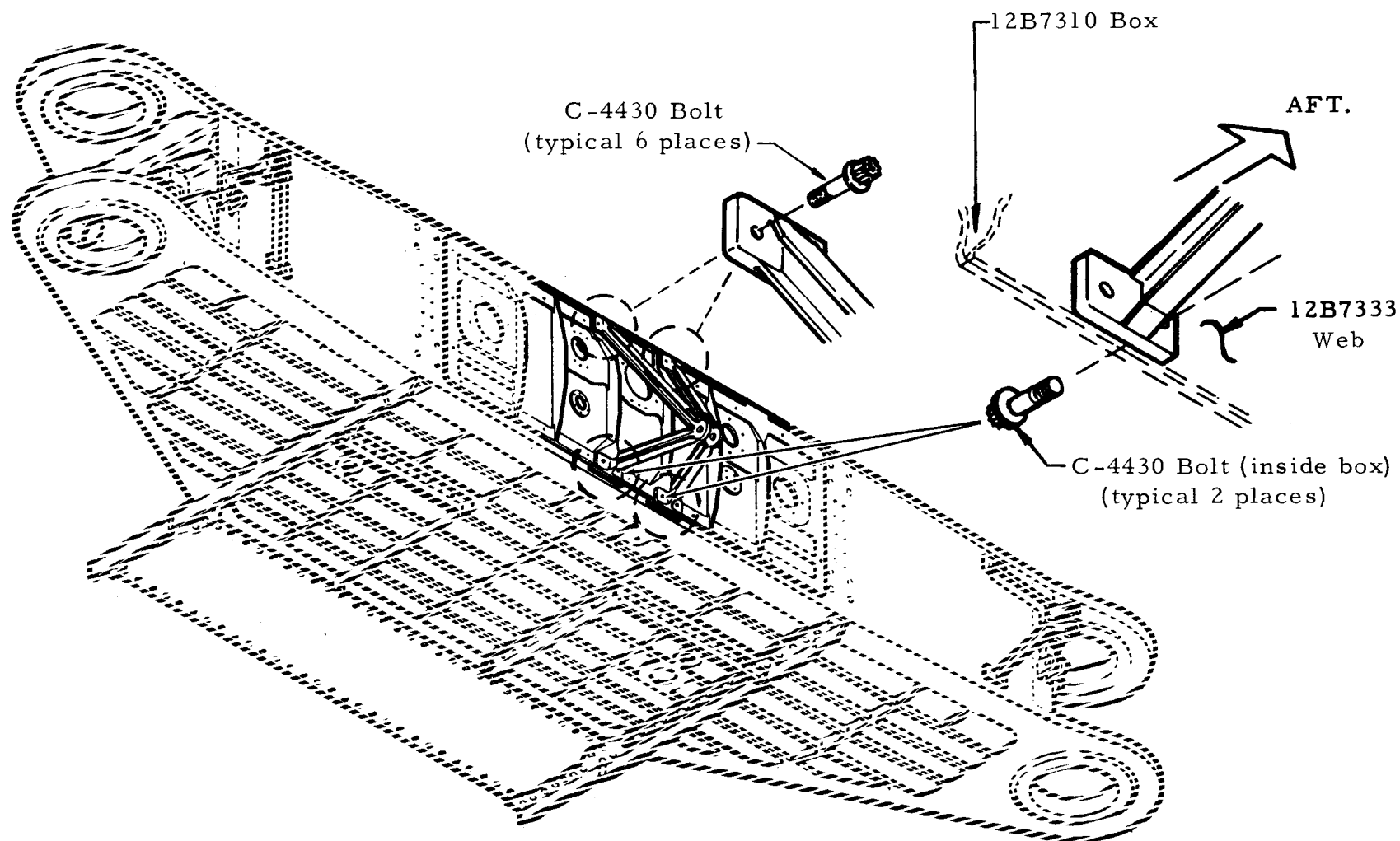
ECP 2199



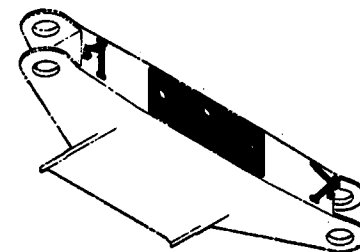
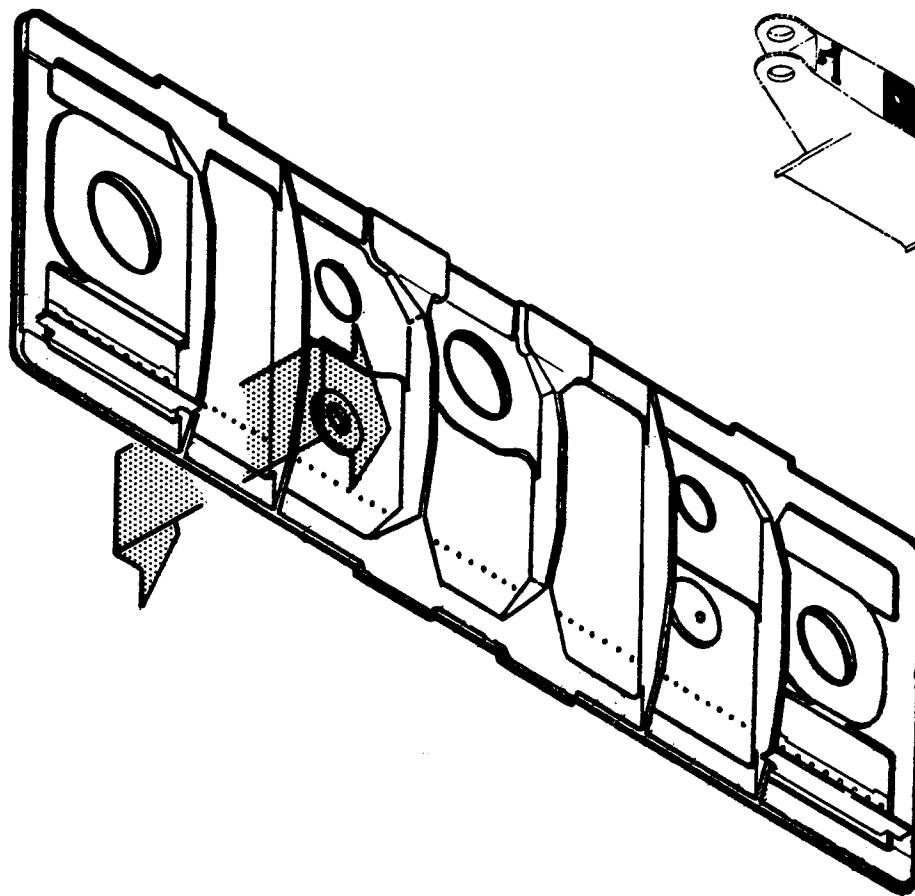
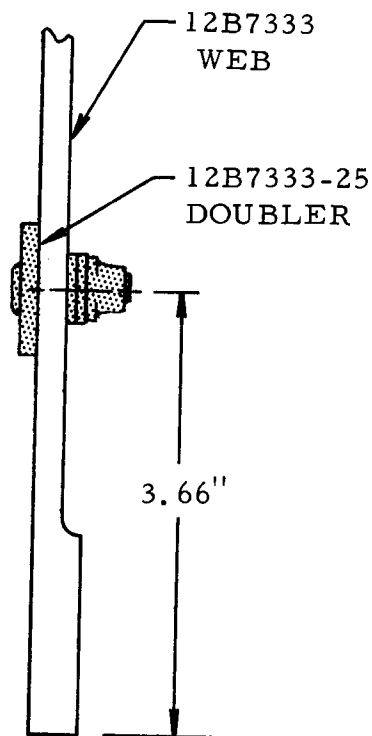
111 WING PIVOT SUPPORT ASSY. CHANGES

ECP 2193

REPLACE C-305 BOLTS WITH C-4430
BOLTS IN SPEED BRAKE ACTUATOR
BRACKET (12B7325)



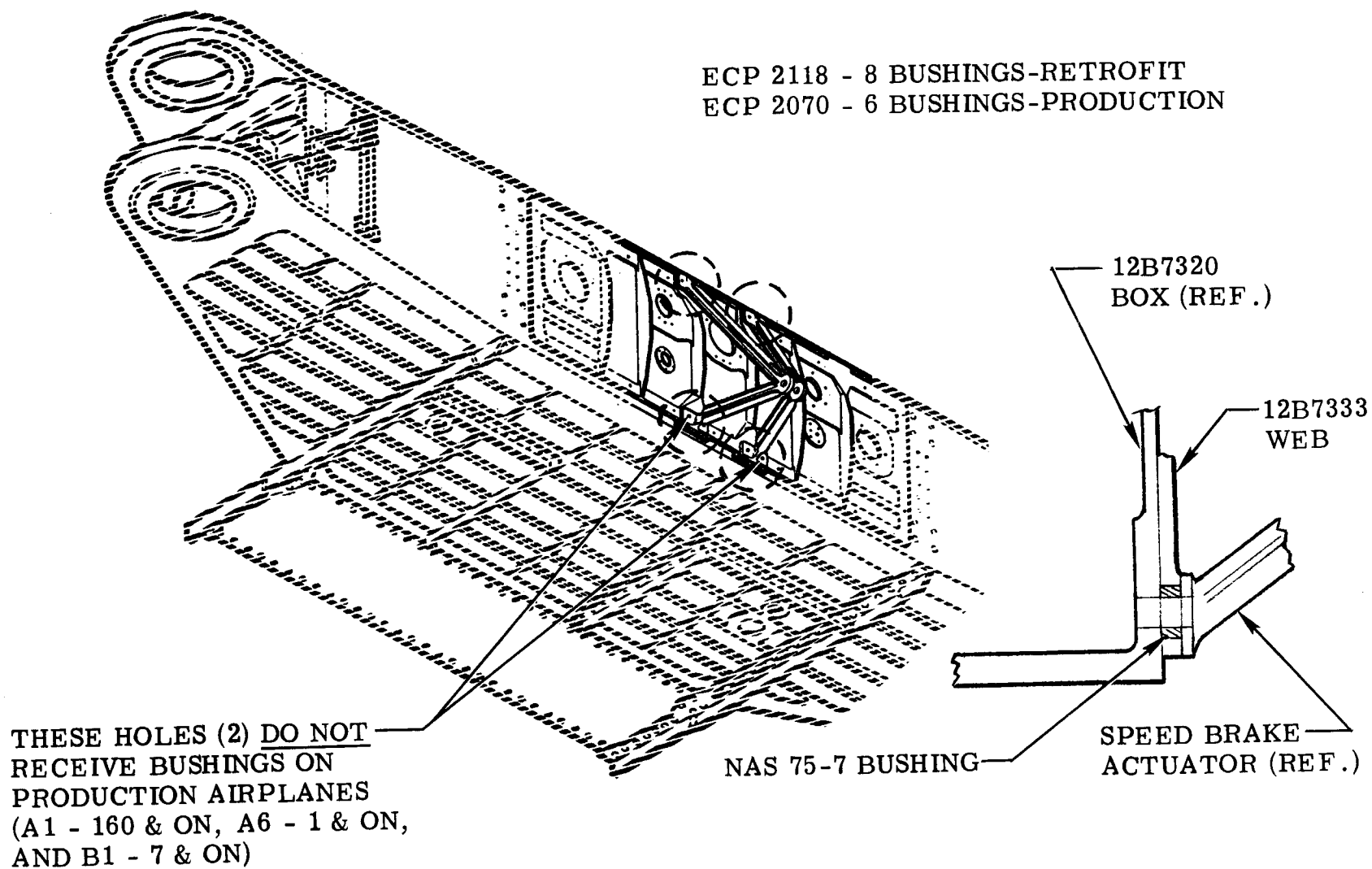
ECP 2118 TASK IIA - INSTALLATION OF MOUNTING PROVISIONS FOR DIVIDER SUPPORTS



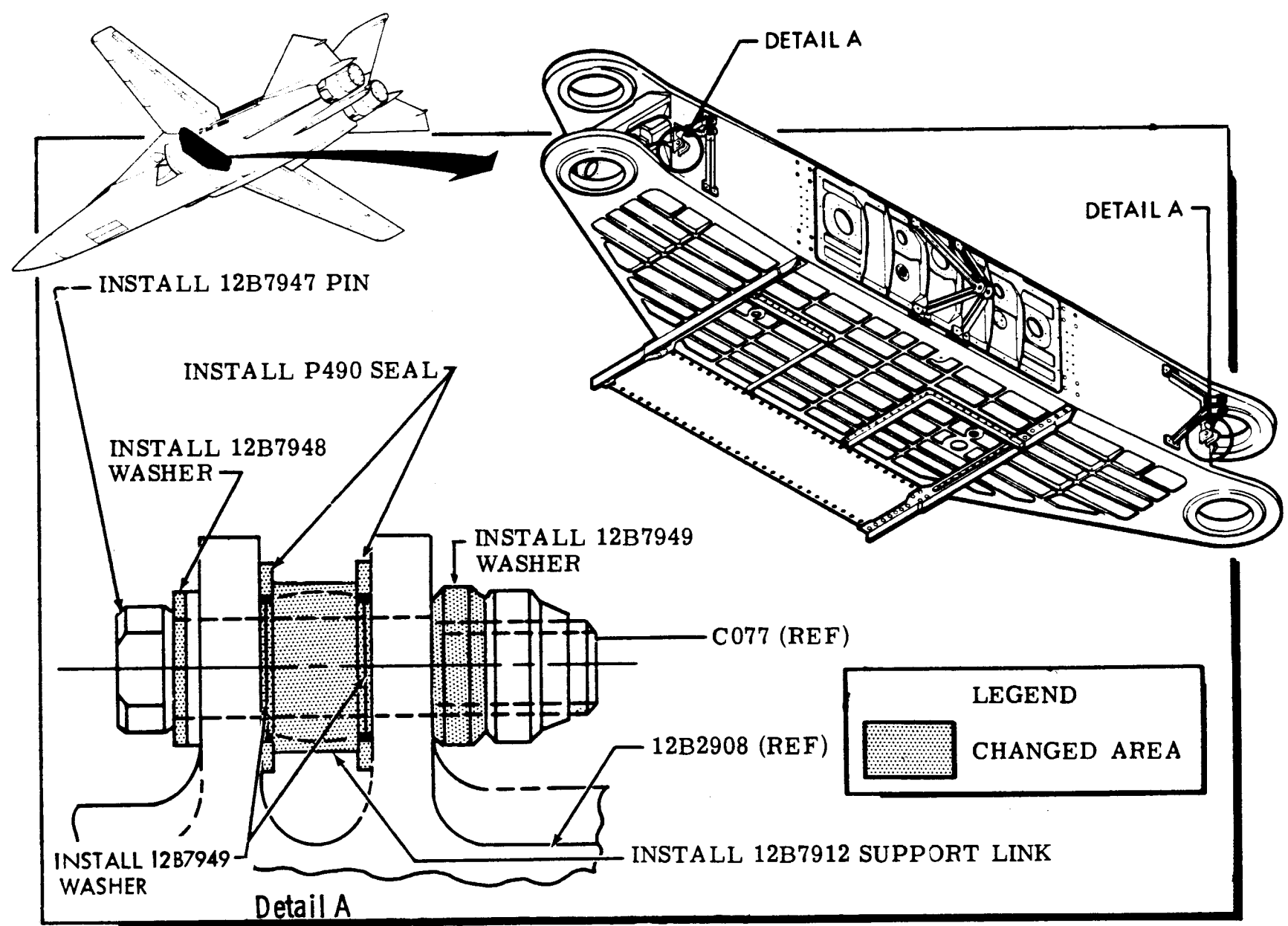
AVOID ELONGATED HOLES IN 12B7333 WEB

ECP 2070 & ECP 2118

ECP 2118 - 8 BUSHINGS-RETROFIT
ECP 2070 - 6 BUSHINGS-PRODUCTION



ECP-1676 - MODIFY SPRING LINK ATTACHMENT



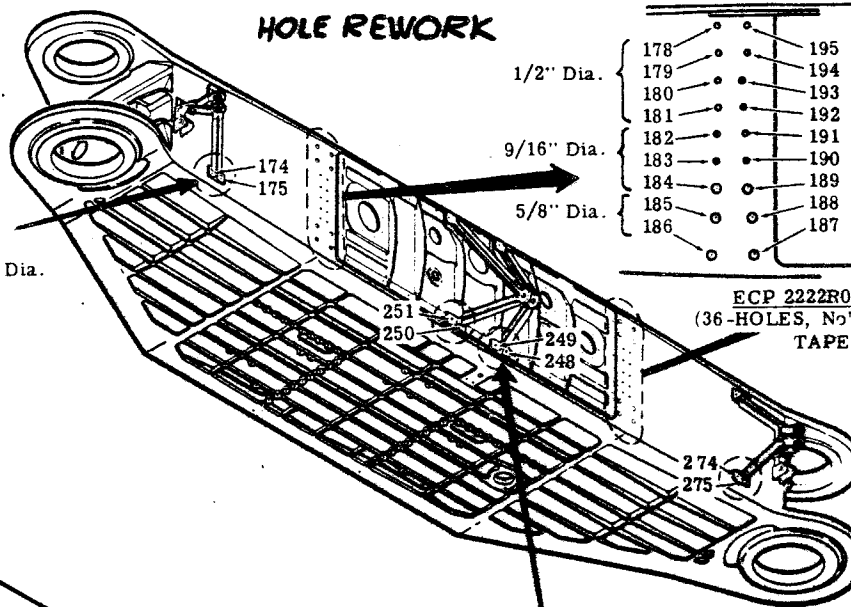
WING PIVOT SUPPORT - ECP 2222 R02

- 64 - TAPER-LOK BOLTS NEW
 20 - 7/16" DIA.
 16 - 1/2" DIA.
 16 - 9/16" DIA.
 12 - 5/8" DIA.

- 16 - STRAIGHT HOLES REWORK

ECP 2222R02 - PIVOT PYLON BRKT. FASTENERS - CHANGE TO TAPER-LOK BOLTS (4-HOLES, No's. 174, 175, 274, & 275) 9/16" Dia.

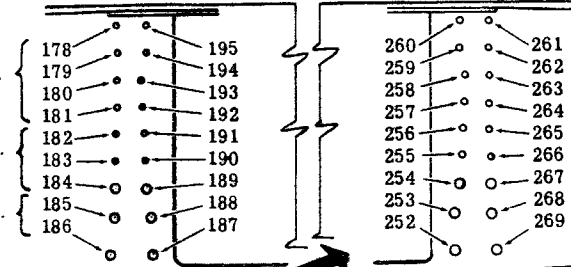
HOLE REWORK



1/2" Dia.

9/16" Dia.

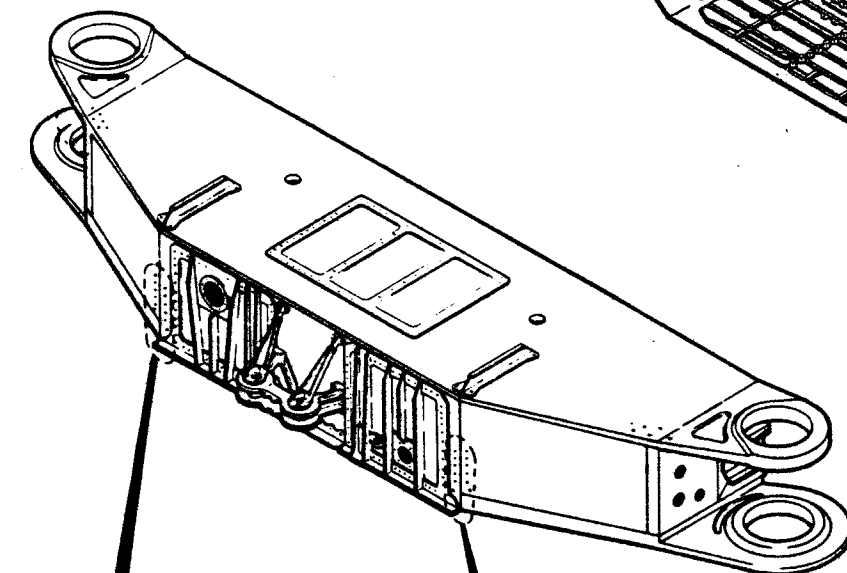
5/8" Dia.



ECP 2222R02 - AFT POST FASTENERS - (36-HOLES, No's. 178-195 & 252-269) TAPER-LOK BOLTS

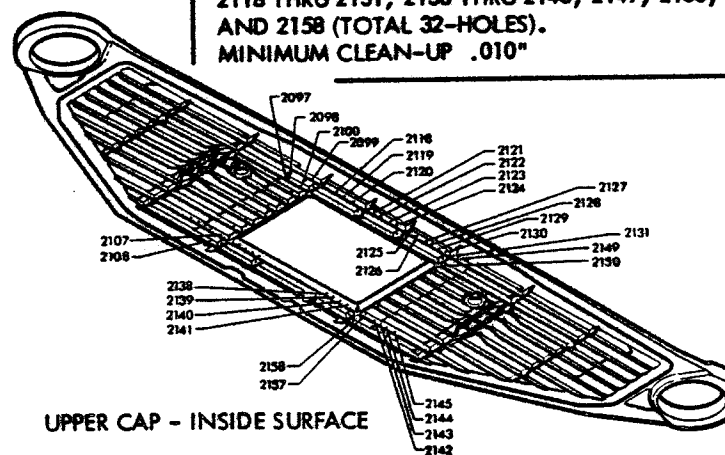
ECP 2222R02 - SPEED BRAKE BRKT. HOLES-REWORK BOLT HOLES TO PROVIDE SURFACE FINISH OF 63 RMS OR LESS. INSTALL .030 IN. WALL THICKNESS BUSHINGS. (4-HOLES, STRAIGHT, No's. 248, 249, 250, 251).

REWORK HOLE NO'S 2097 THRU 2100, 2107, 2108, 2118 THRU 2131, 2138 THRU 2145, 2149, 2150, 2157, AND 2158 (TOTAL 32-HOLES). MINIMUM CLEAN-UP .010"



- 288 - 294
 287 - 293
 286 - 292
 285 - 291
 284 - 290
 283 - 289
- 371 - 377
 372 - 378
 373 - 379
 374 - 380
 375 - 381
 376 - 382
- 7/16" Dia.
 5/8" Dia.

ECP 2222R02 - FORWARD POST FASTENERS - CHANGE TO TAPER-LOK BOLTS (24-HOLES)

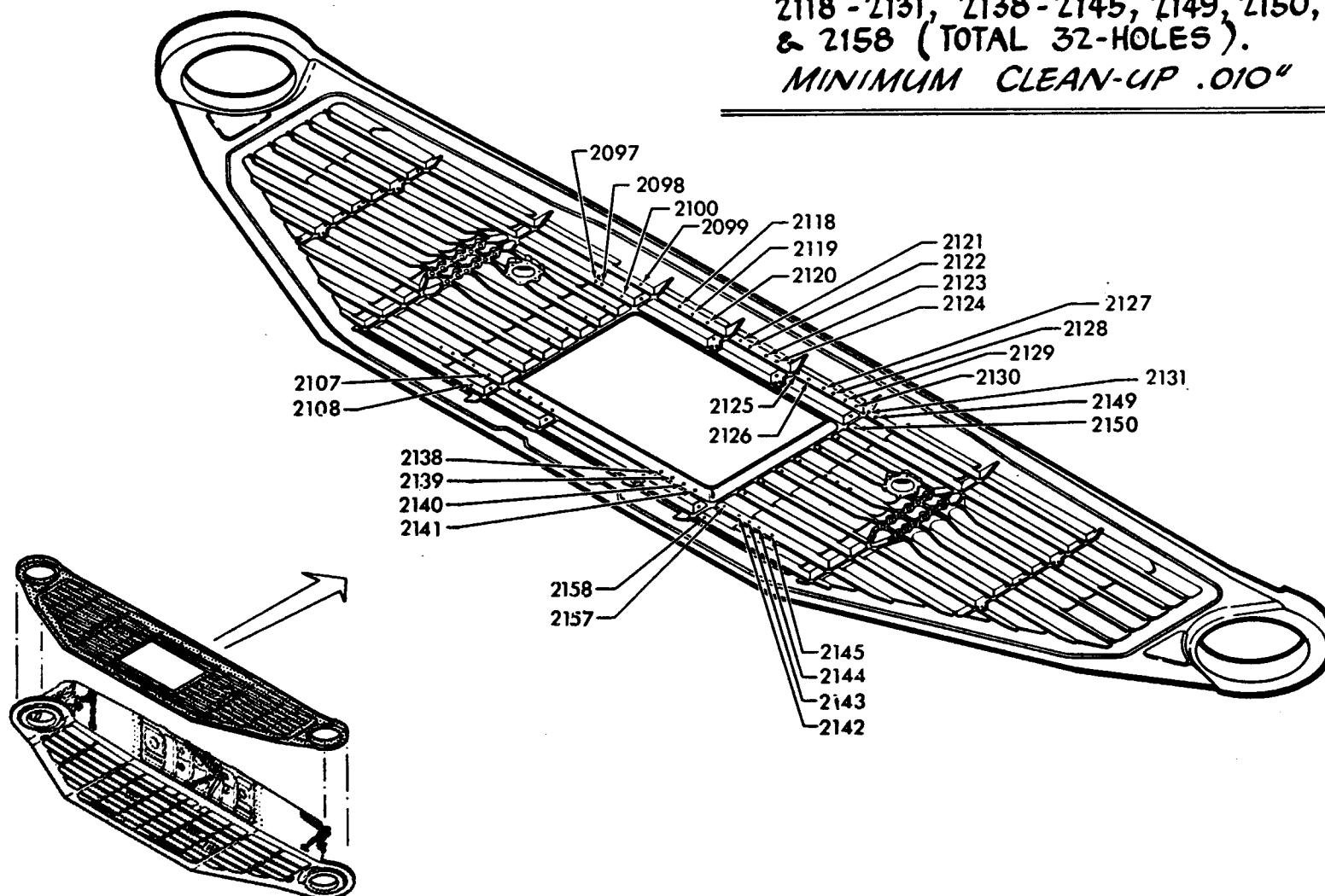


UPPER CAP - INSIDE SURFACE

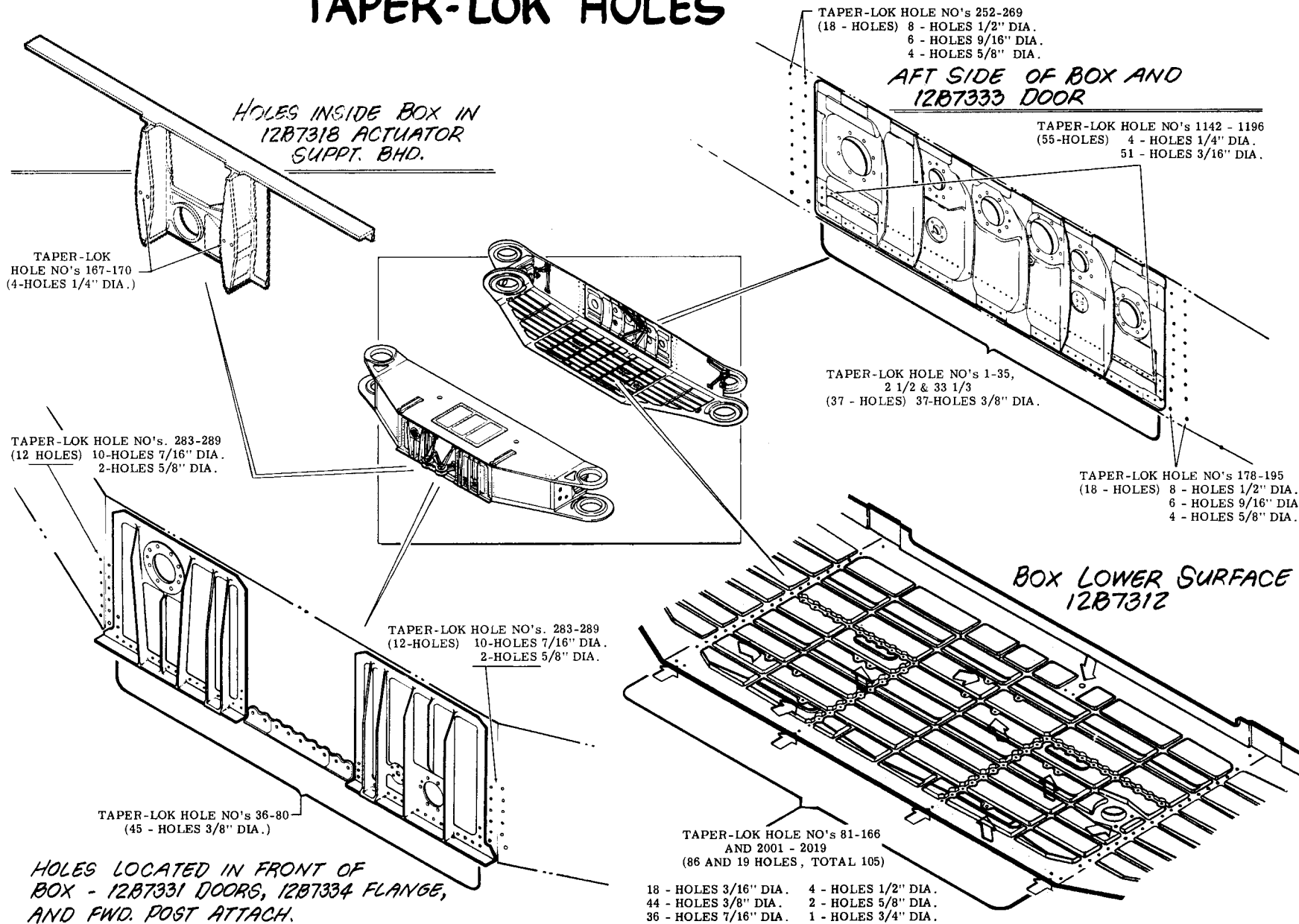
ECP 2222 R02 F-III WING PIVOT SUPPORT HOLE REWORK

12B7311 UPPER CAP - INSIDE SURFACE

REWORK HOLE No's. 2097-2100, 2107, 2108,
2118-2131, 2138-2145, 2149, 2150, 2157,
& 2158 (TOTAL 32-HOLES).
MINIMUM CLEAN-UP .010"

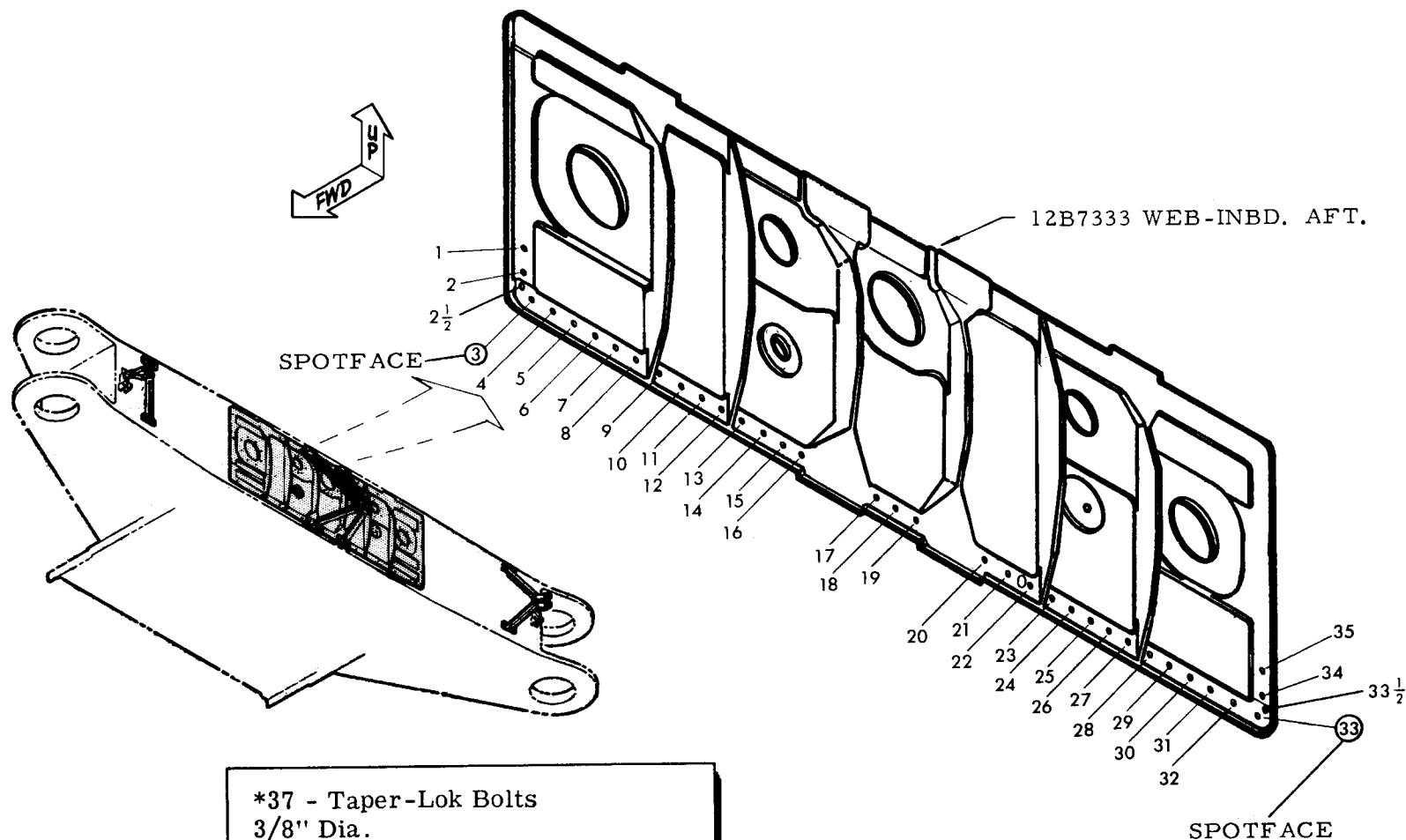


F-111 WING PIVOT SUPPORT ASSY. TAPER-LOK HOLES



III WING PIVOT SUPPORT - AFT SIDE

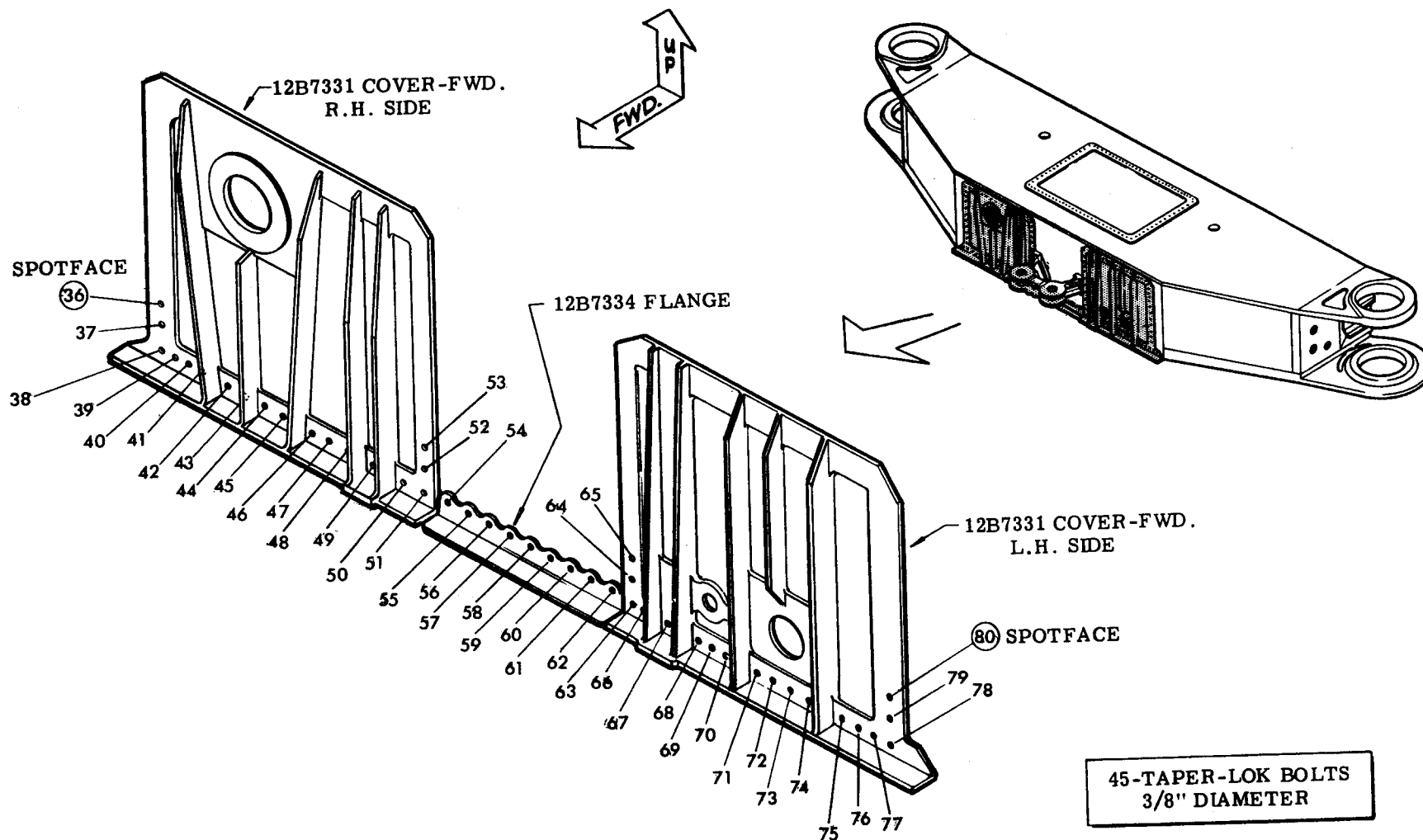
TAPER-LOK HOLES # 1 - 35



*37 - Taper-Lok Bolts
3/8" Dia.
*Note: Holes #2 1/2 and #33 1/2
are added.

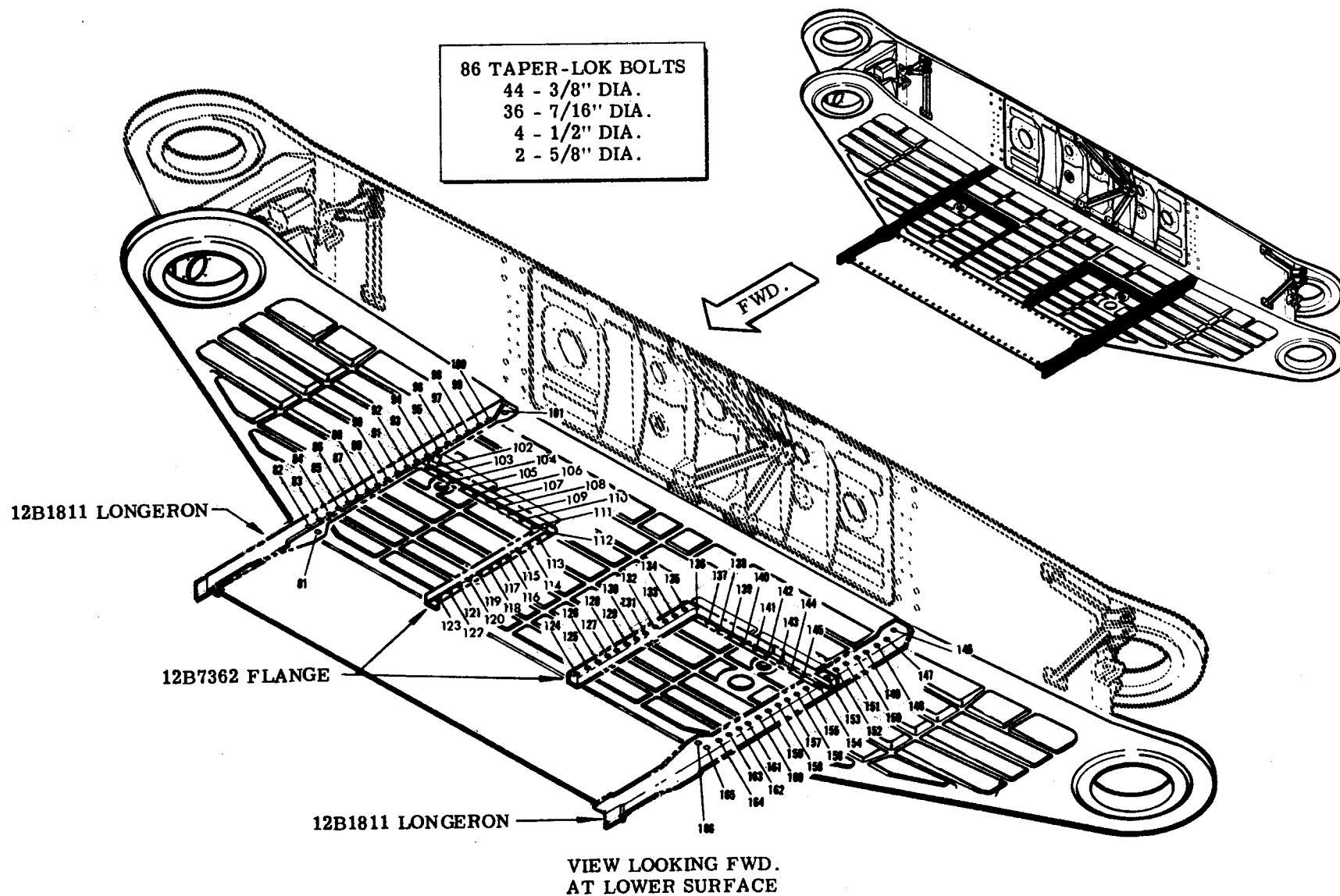
III WING PIVOT SUPPORT - FWD. DOORS & FLANGE

TAPER-LOK HOLES #36-80



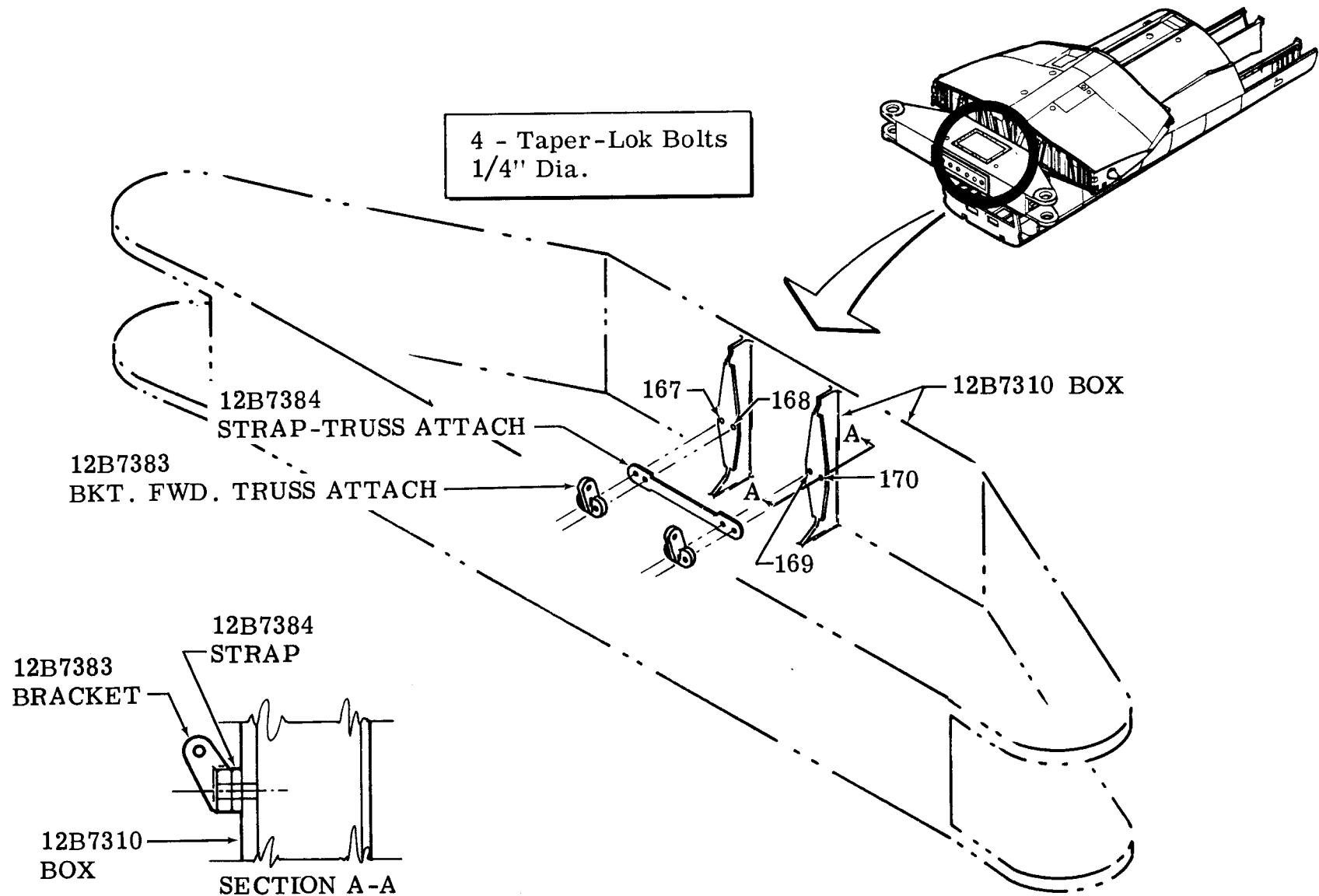
III WING PIVOT SUPPORT - LOWER SURFACE

TAPER-LOK HOLES #81-166



111 WING PIVOT SUPPORT ASSY. - FWD.

TAPER-LOK HOLES #167 thru #170

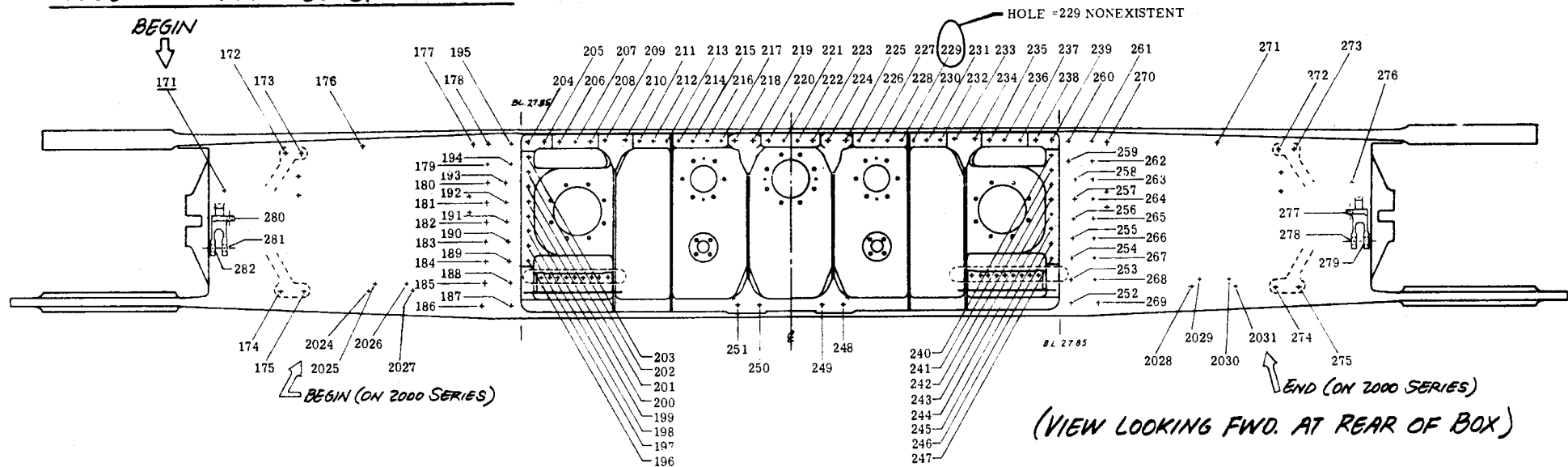


111 WING PIVOT SUPPORT ASSY

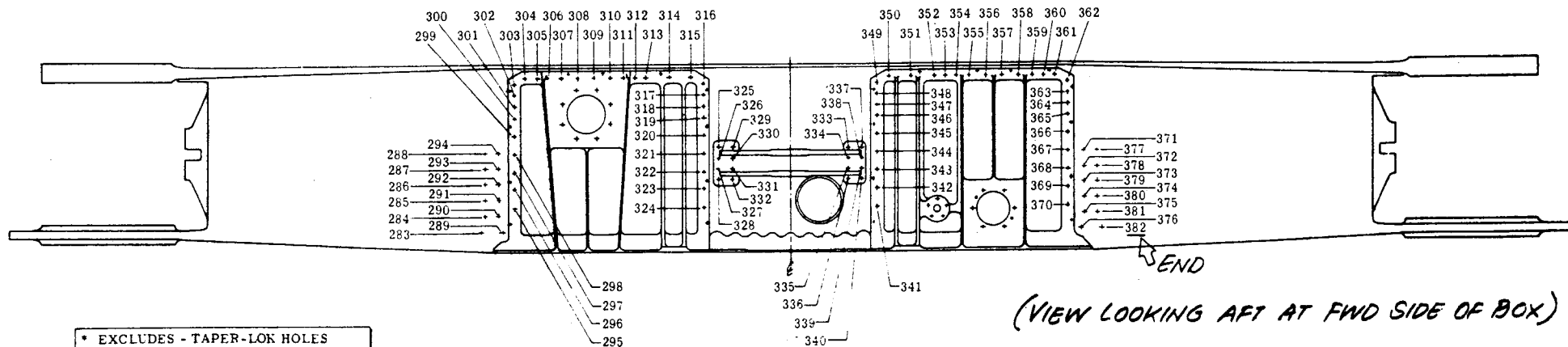
CLOSE TOLERANCE HOLE IDENTIFICATION*

AFT & FWD SIDES

HOLE NO'S. 171-382 & 2024-2031



AFT SIDE



* EXCLUDES - TAPER-LOK HOLES
- NON CRITICAL HOLES
- HOLES THROUGH DOORS

FWD SIDE

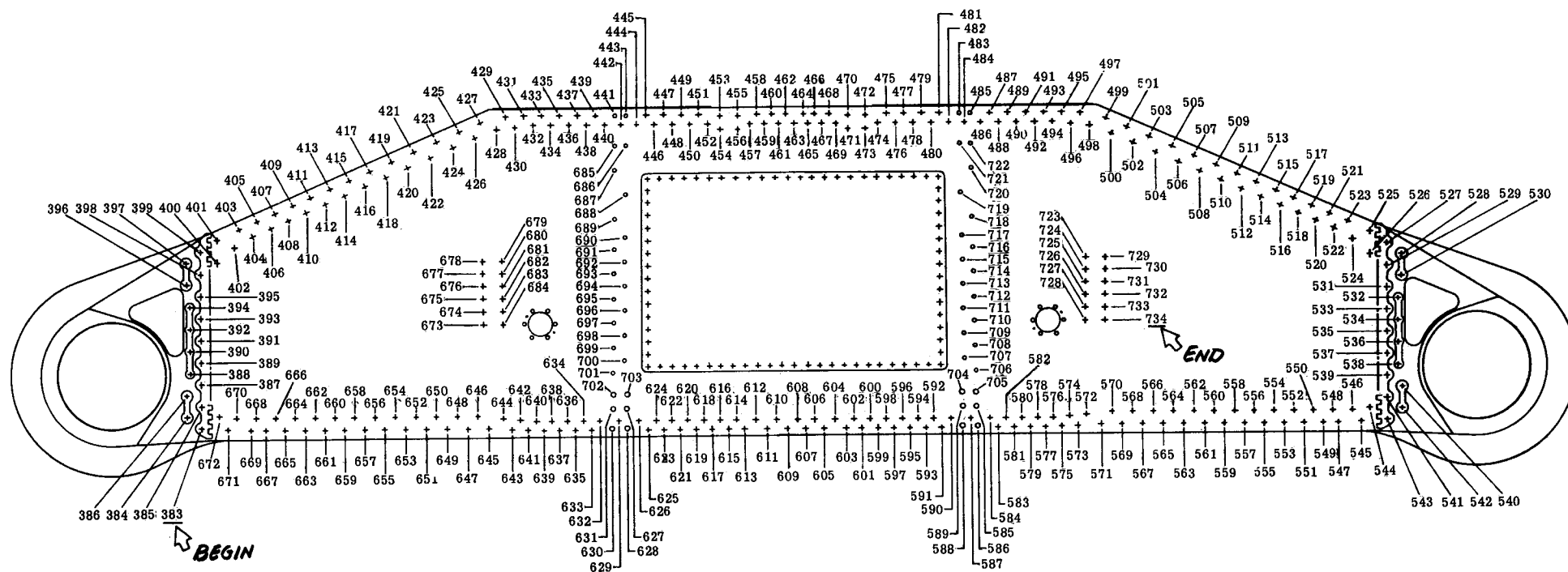
MANUFACTURING ENGINEERING
ST-806-23 Rev. 18 February 1989

III WING PIVOT SUPPORT ASSY.

CLOSE TOLERANCE HOLE IDENTIFICATION *

UPPER PLATE

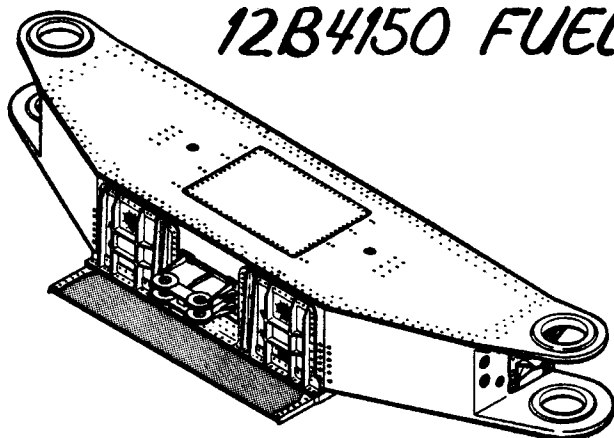
HOLE No's. 383-734




* EXCLUDES - TAPER-LOK HOLES
- NON CRITICAL HOLES
- HOLES THROUGH DOORS

12B4150 FUEL DECK PANEL HOLE DETAIL

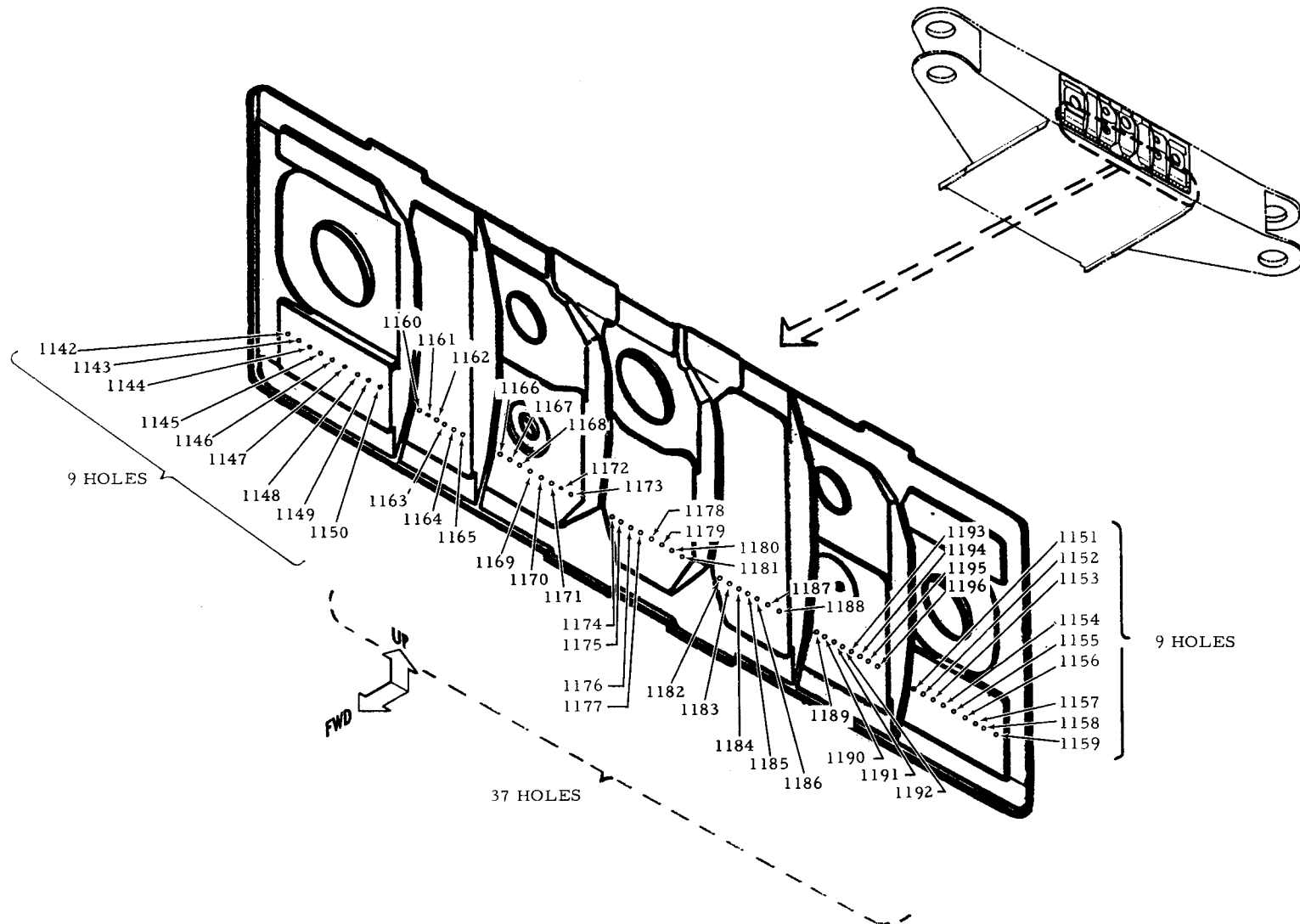
HOLE'S #735 THRU 1141



VIEW LOOKING DOWN

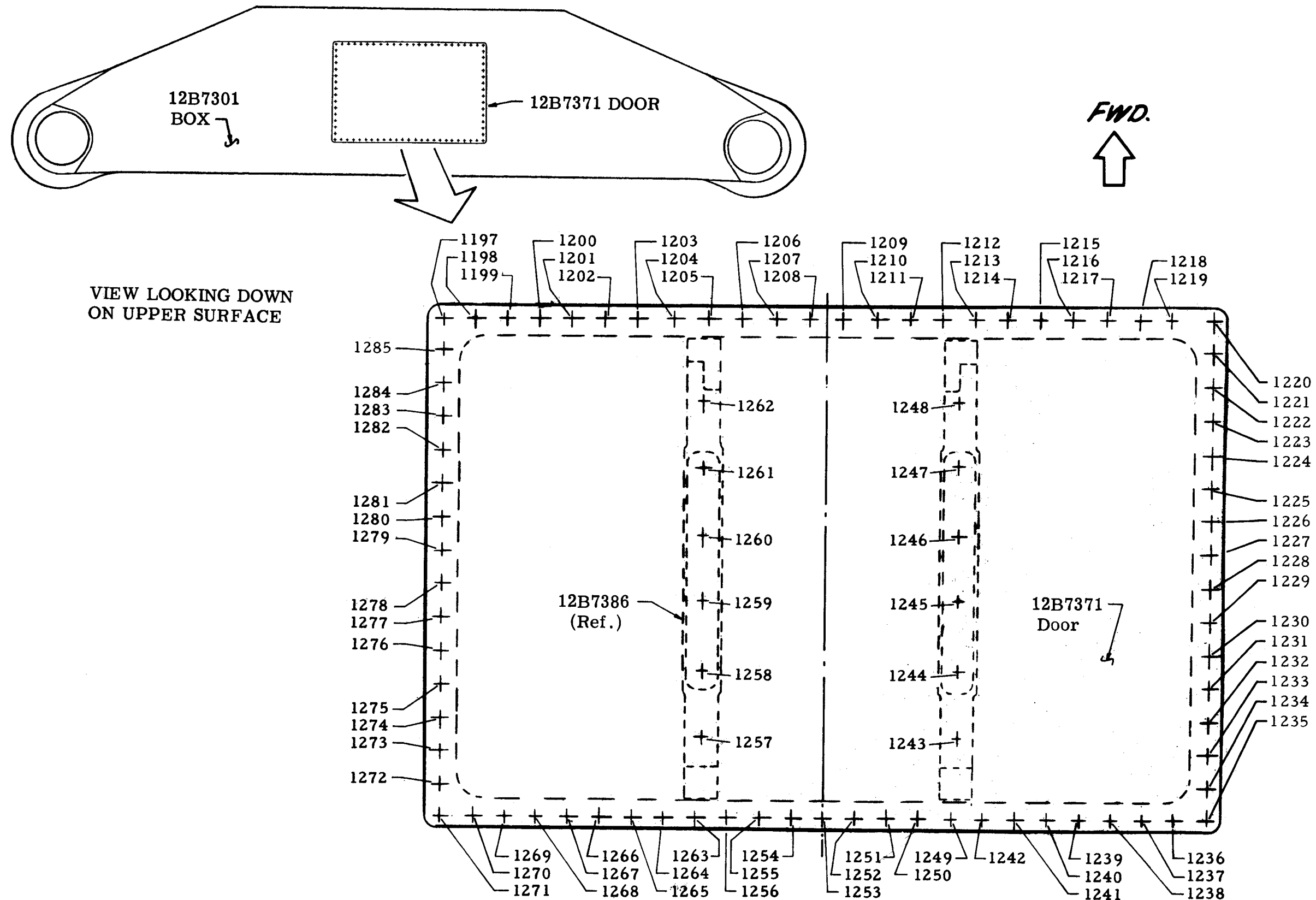


III WING PIVOT SUPPORT - 12B7333 AFT WEB TAPER-LOK HOLE PATTERN #1142-1196



WING PIVOT SUPPORT - 12B7371 DOOR

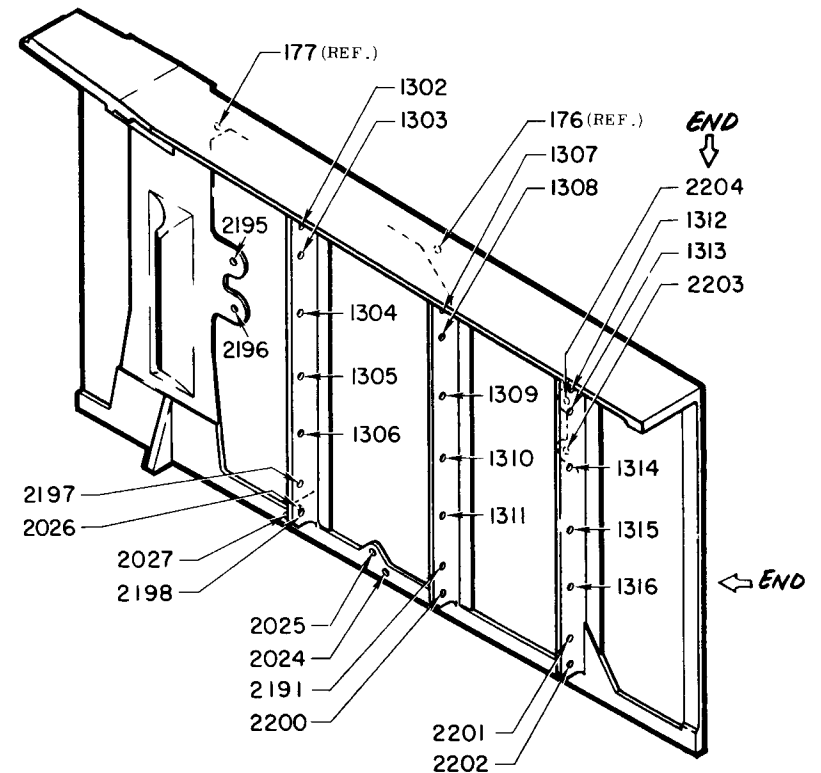
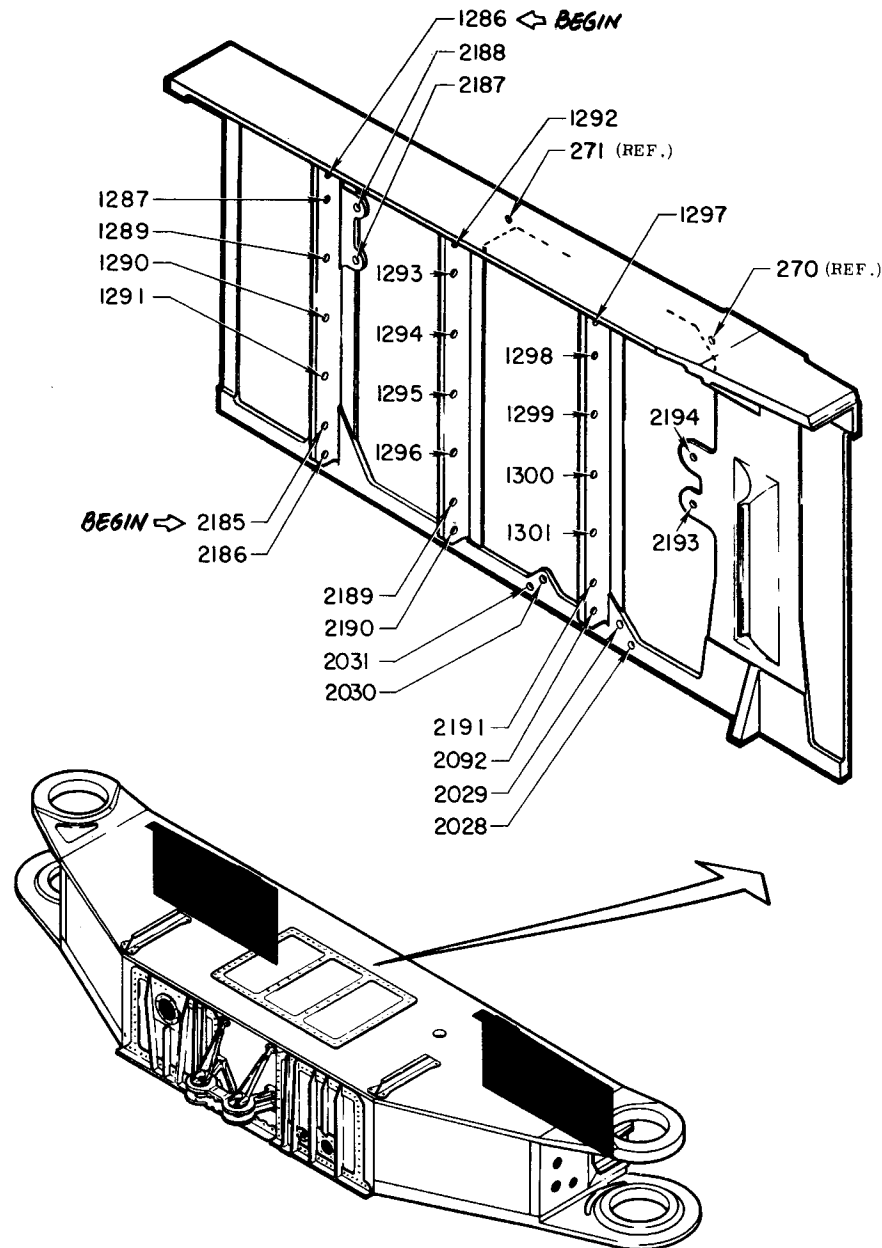
AUDIT OF CHARACTERISTICS - HOLE #'s 1197-1285



1287314 WEB - WING PIVOT SUPPORT

TAC 160 & ON

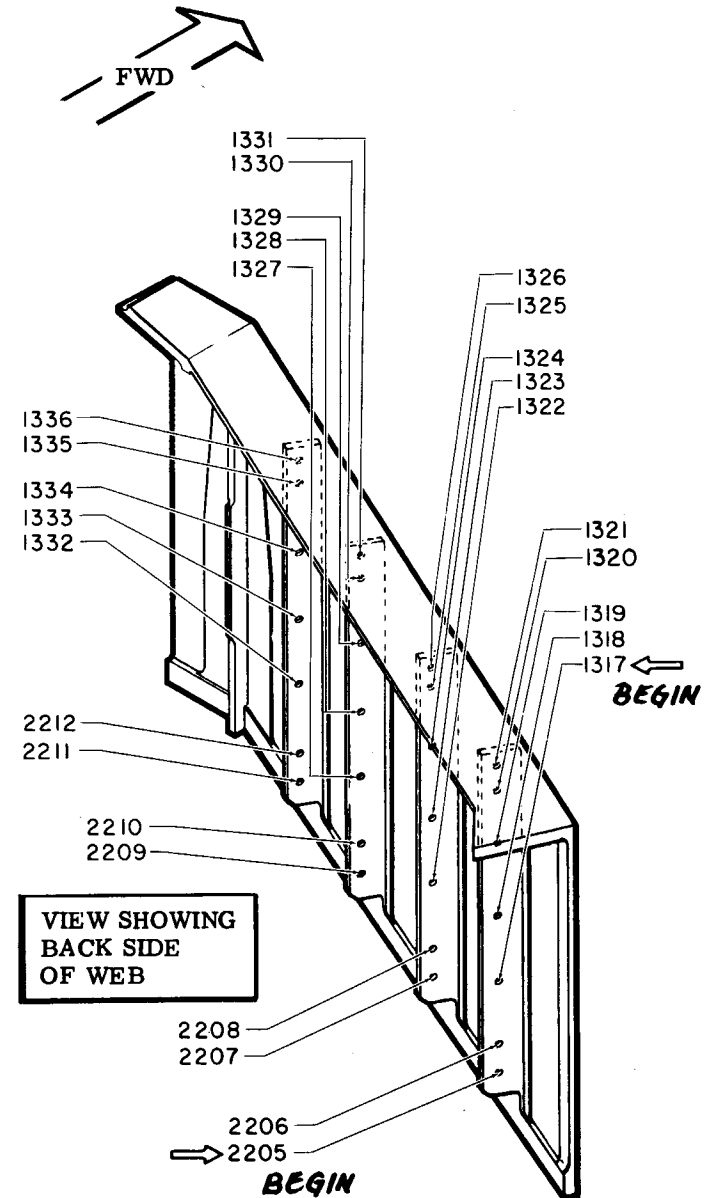
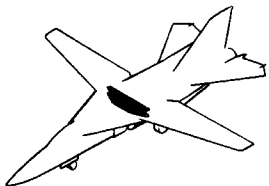
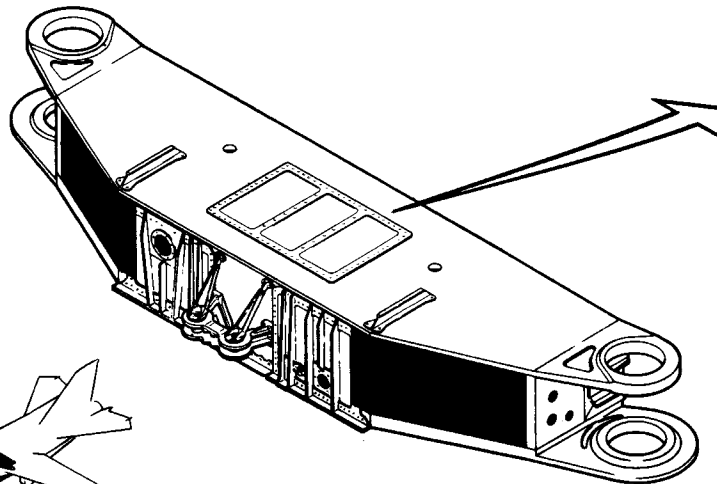
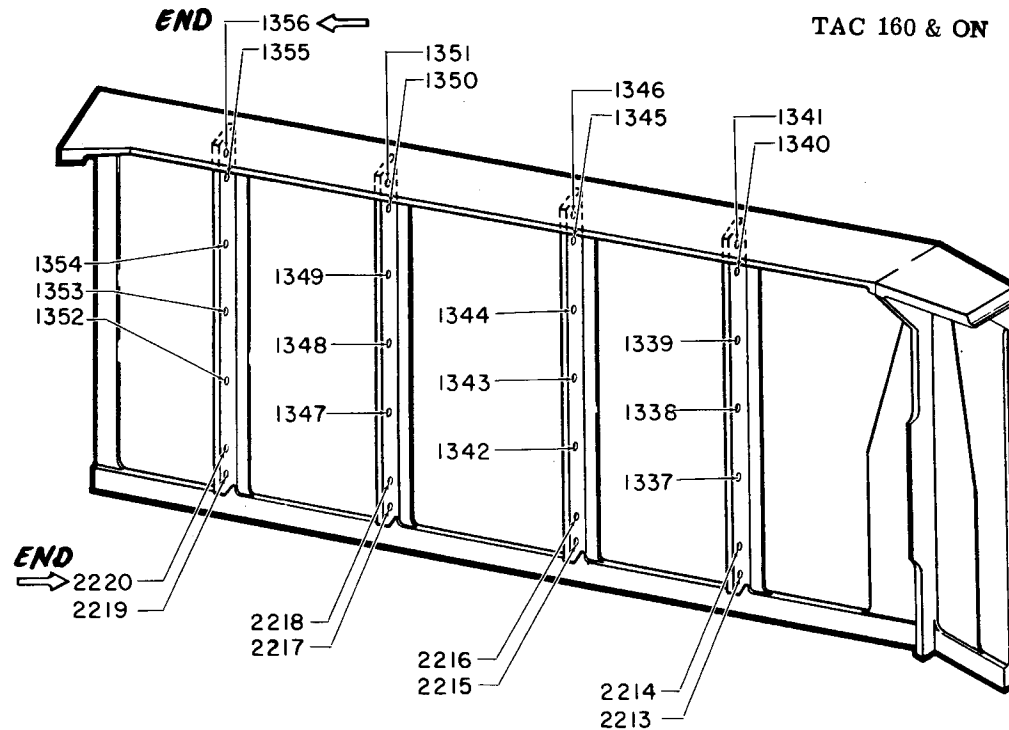
HOLE No's. 1286-1316 and 2185-2204



12B7315 FWD OUTBD WEB - WING PIVOT SUPPORT

TAC 160 & ON

HOLE No's. 1317-1356 and 2205-2220

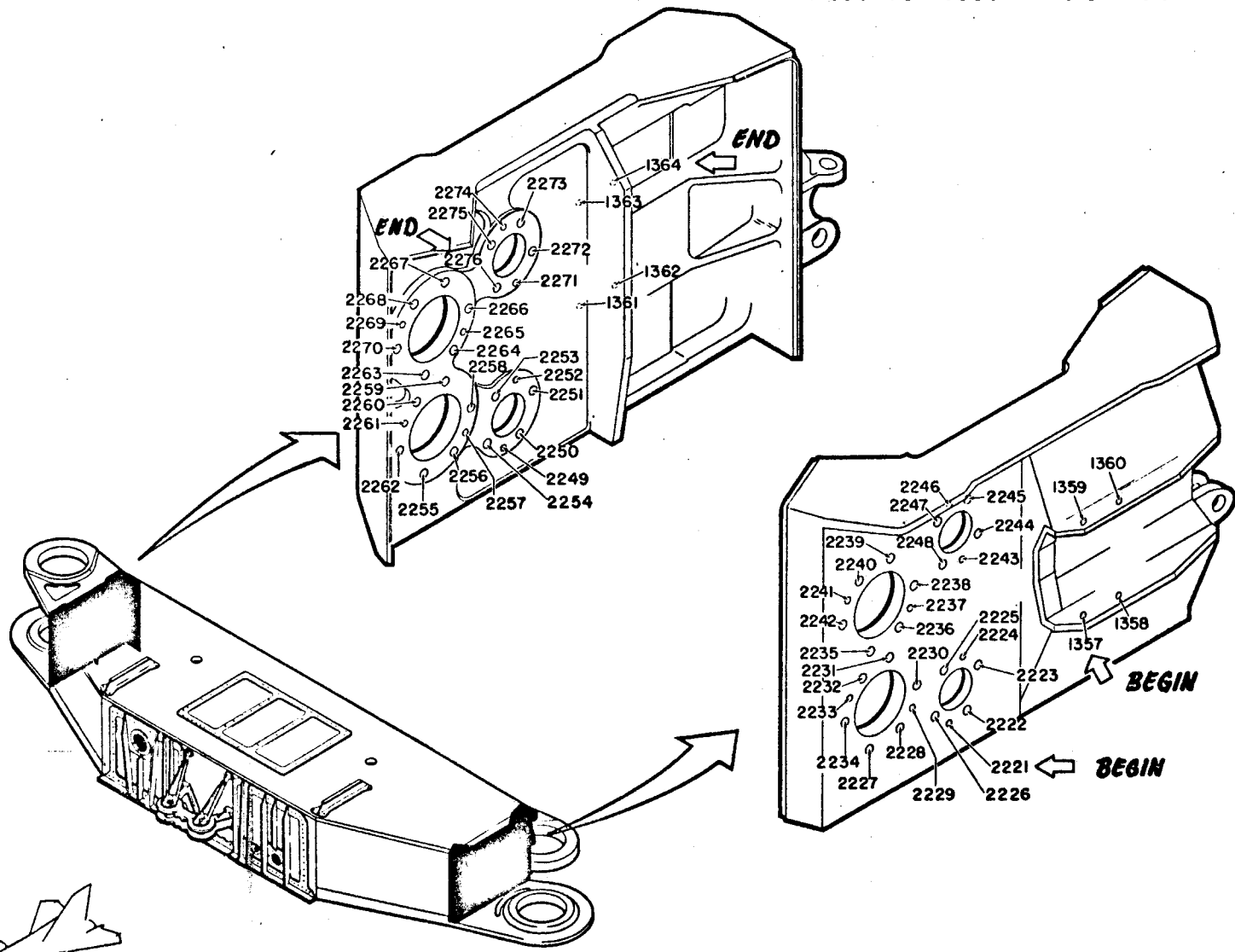
1/30TH SCALE

MANUFACTURING ENGINEERING
ST-806-68 21 February 1969

12B7313 BULKHEAD WING PIVOT SUPPORT-OUTBD

TAC 160 & ON

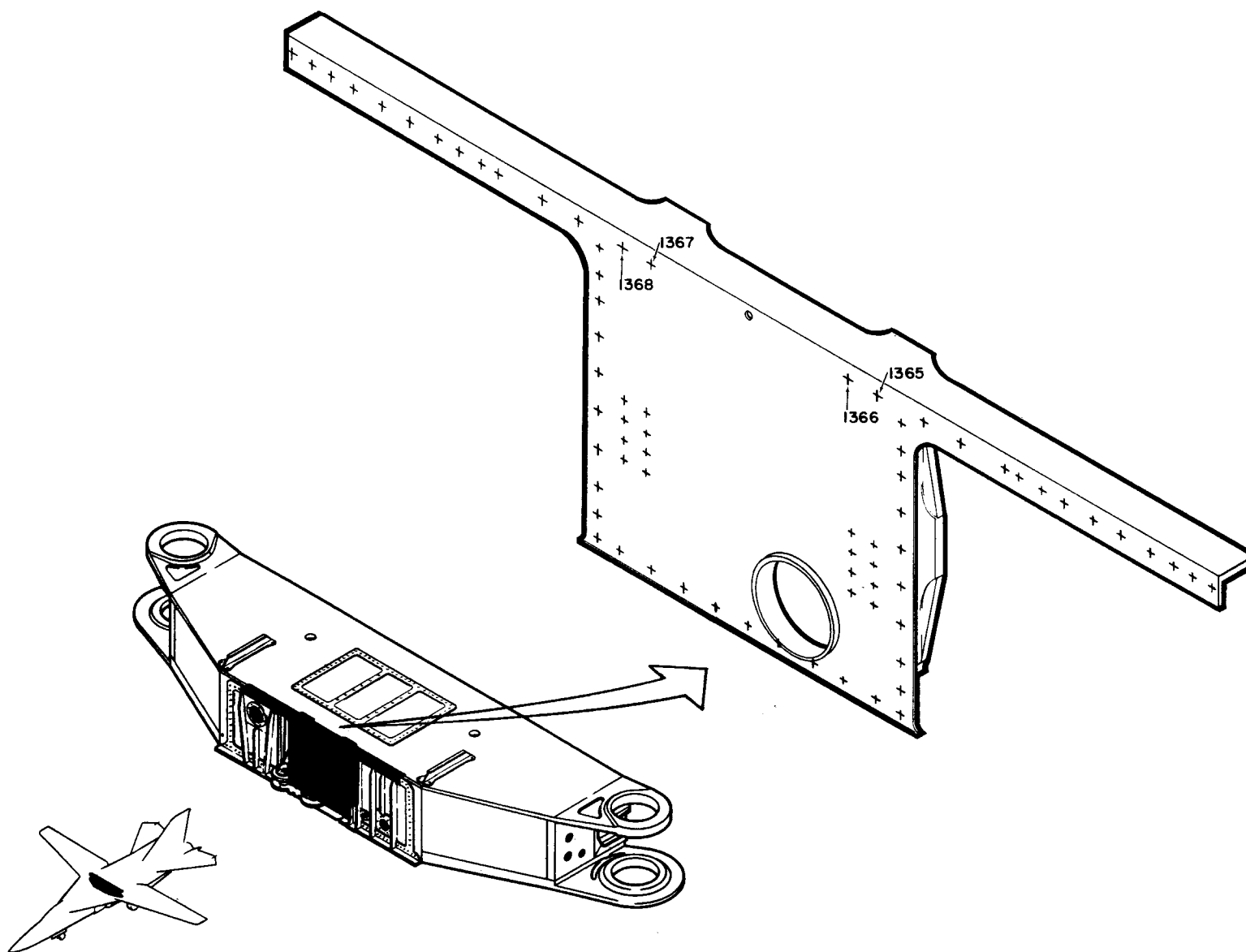
HOLE NO'S 1357-1364 and 2221-2276



12B7318 BEAM-WING ACTUATOR SUPPORT

TAC 160 & ON

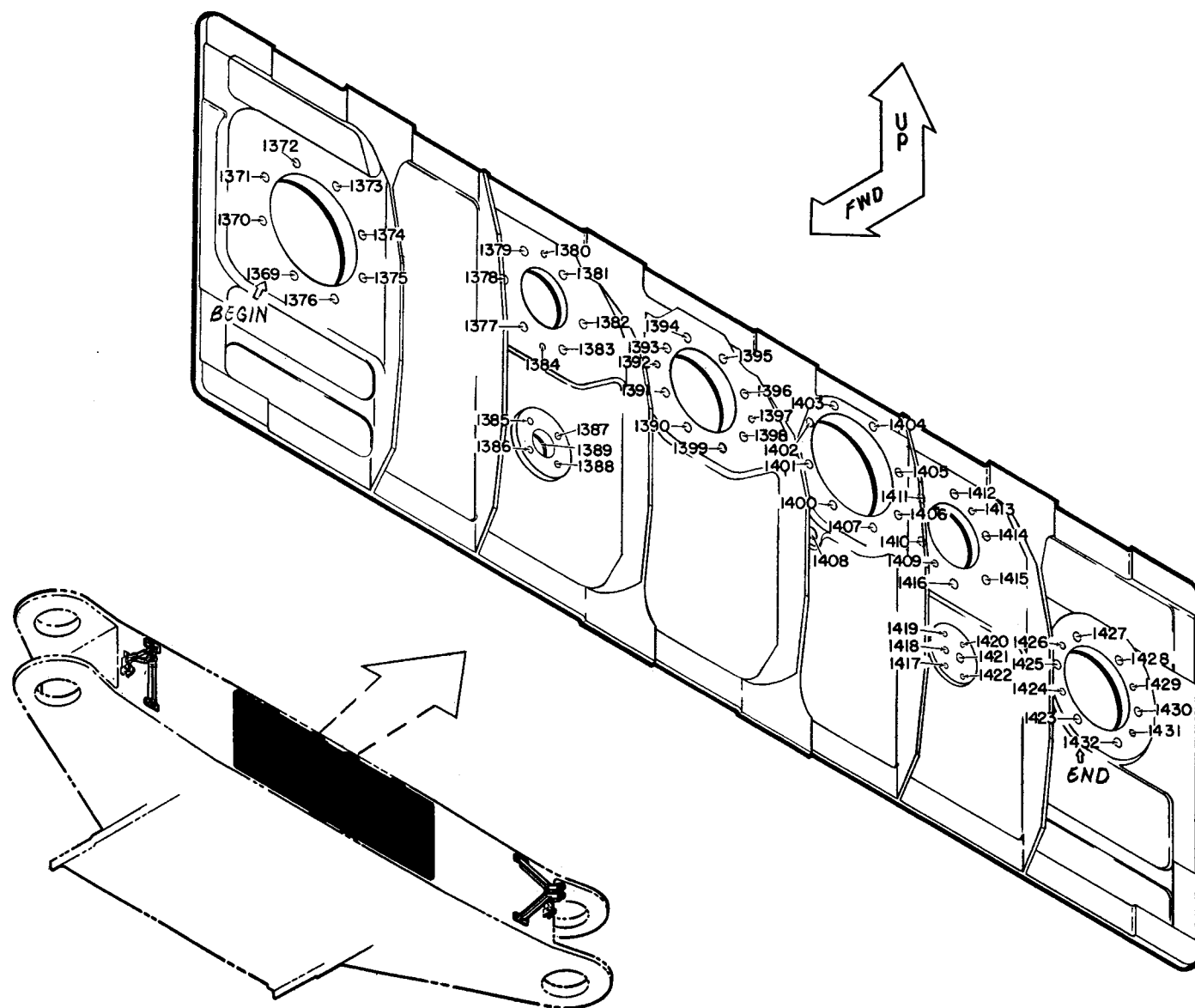
HOLE NO'S 1365-1368



12B7333 WING PIVOT SUPPORT-AFT SIDE

TAC 160 & ON

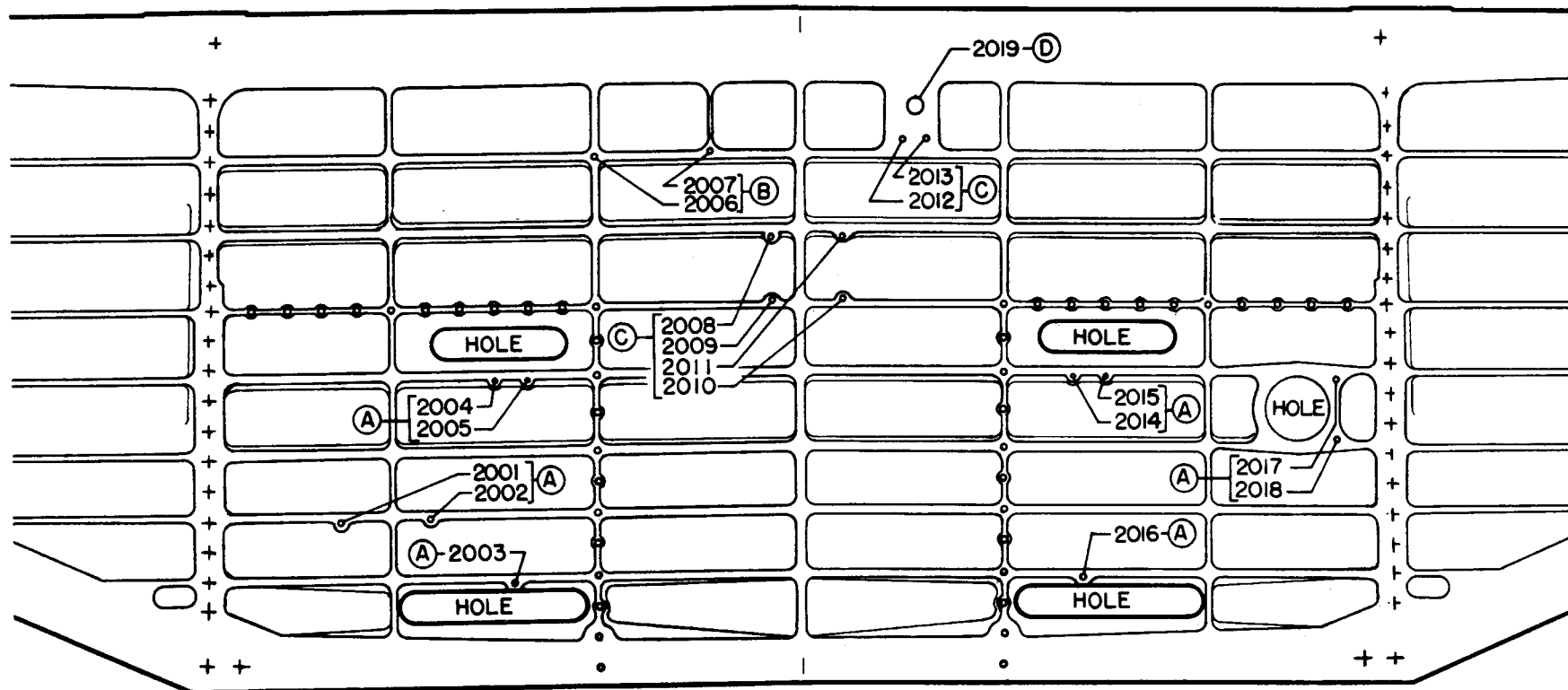
HOLE NO'S 1369 - 1432



WING PIVOT SUPPORT - HOLES IN LOWER SURFACE

TAC 37, 38, 43, 45 and On

HOLE NO's 2001 - 2019



L.H. SIDE



R.H. SIDE

FWD

VIEW LOOKING UP
AT LOWER SURFACE

LEGEND

- | | |
|--|--------------------------------|
| (A) FUEL LINE BRACKET | } $\frac{3}{16}$ "
STRAIGHT |
| (B) HYDRAULIC LINE BRACKET | |
| (C) E.C.S. BRACKET | |
| (D) FUEL DRAIN LINE ($\frac{3}{8}$ " TAP) | |

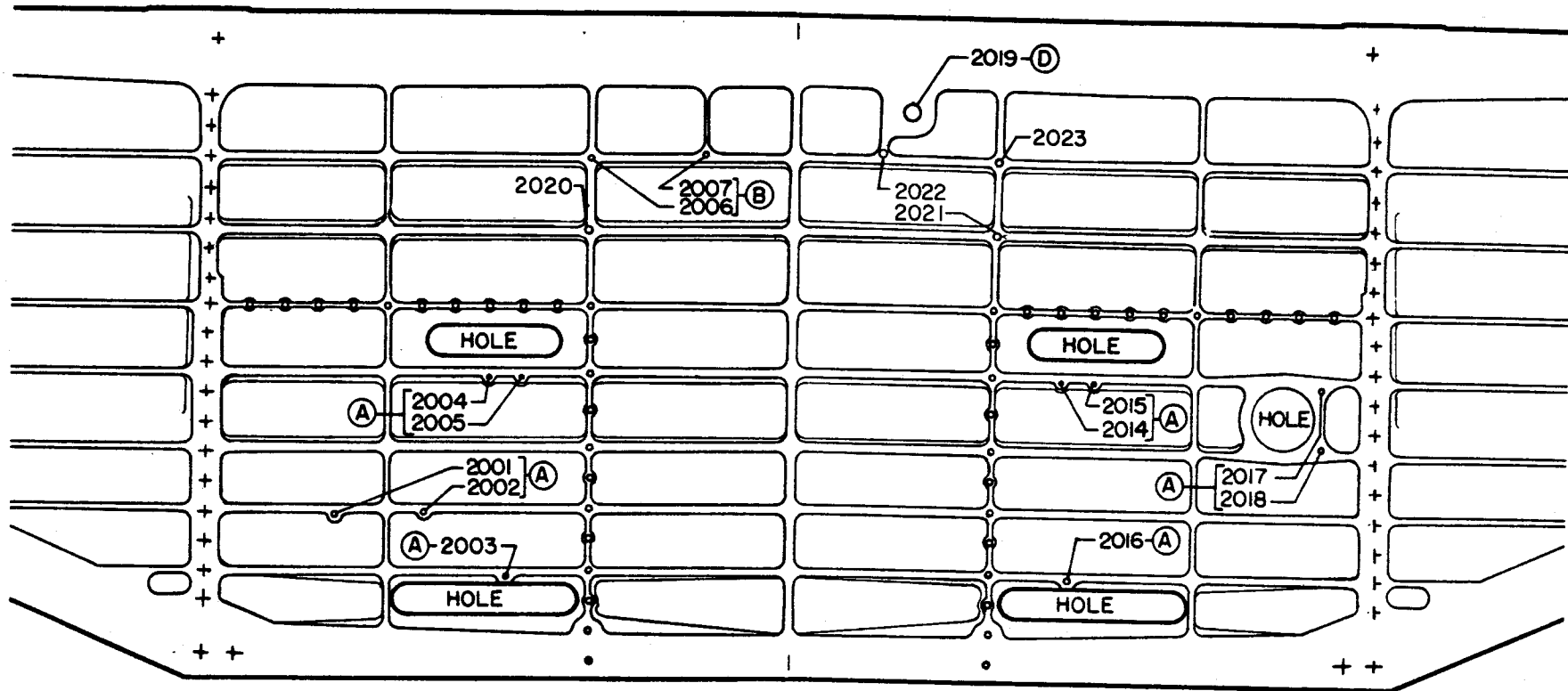
NOTE:  DENOTE GROUP OF HOLES FOR ATTACH OF ONE BRACKET.

MANUFACTURING ENGINEERING
ST-806-66A Rev. 22 Sept. 1972

WING PIVOT SUPPORT - HOLES IN LOWER SURFACE

TAC 19 - 36, 39, 41, 44 and FW#1

HOLE NO's 2001 - 2007 and 2014 - 2023



L.H. SIDE

↓
FWD

R.H. SIDE

LEGEND

- | | |
|--|--------------------------------|
| (A) FUEL LINE BRACKET | } $\frac{3}{16}$ "
STRAIGHT |
| (B) HYDRAULIC LINE BRACKET | |
| (C) E.C.S. BRACKET | |
| (D) FUEL DRAIN LINE ($\frac{3}{4}$ " TAP) | |

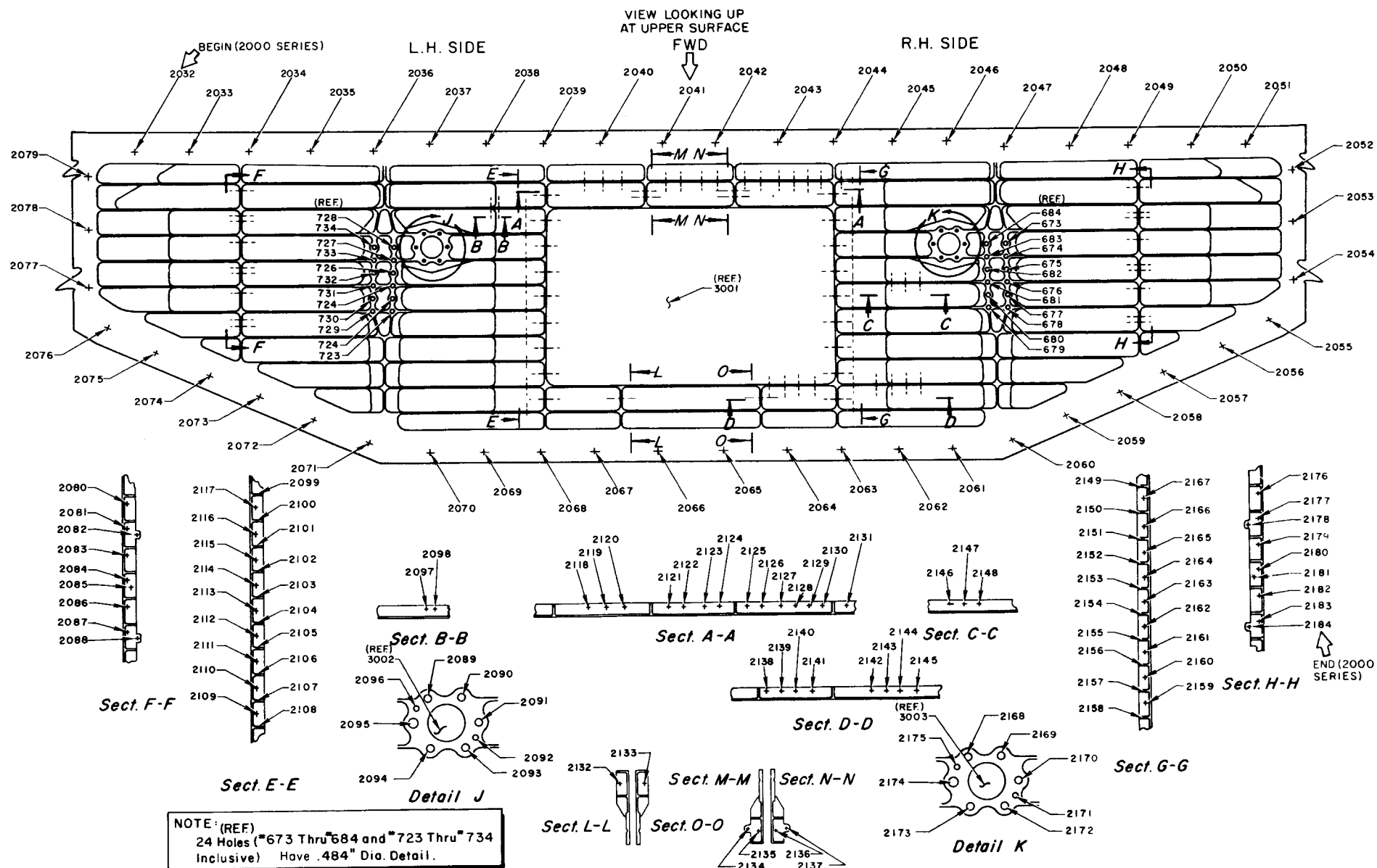
VIEW LOOKING UP
AT LOWER SURFACE

NOTE:  DENOTE GROUP OF HOLES
FOR ATTACH OF ONE BRACKET.

WING PIVOT SUPT.-UPPER CAP 12B7311

HOLES DRILLED PRIOR TO HEAT TREAT

HOLE NO'S 2032-2184

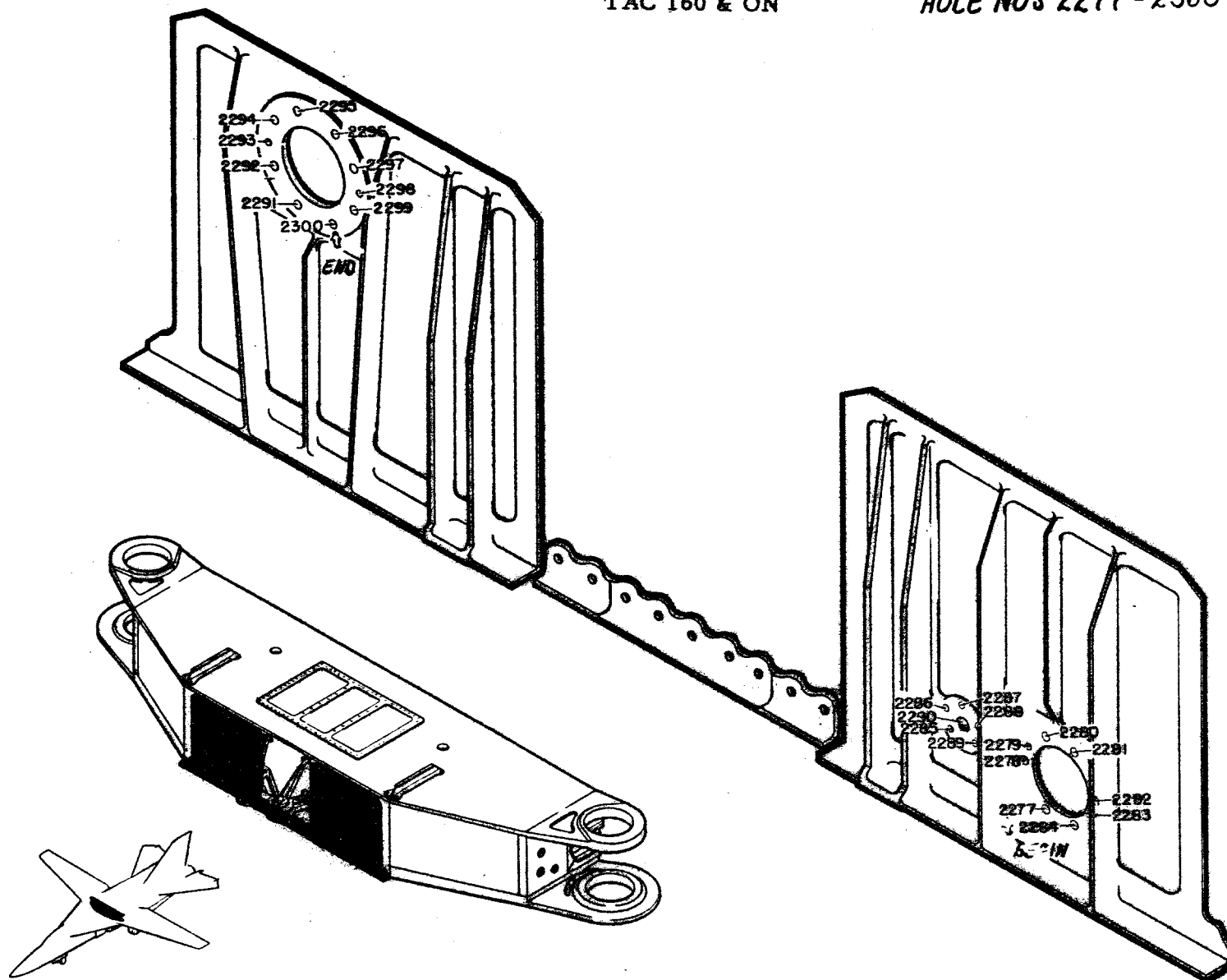


111 WING PIVOT SUPPORT - FWD DOORS + FLANGE

1287331 & 1287334

TAC 160 & ON

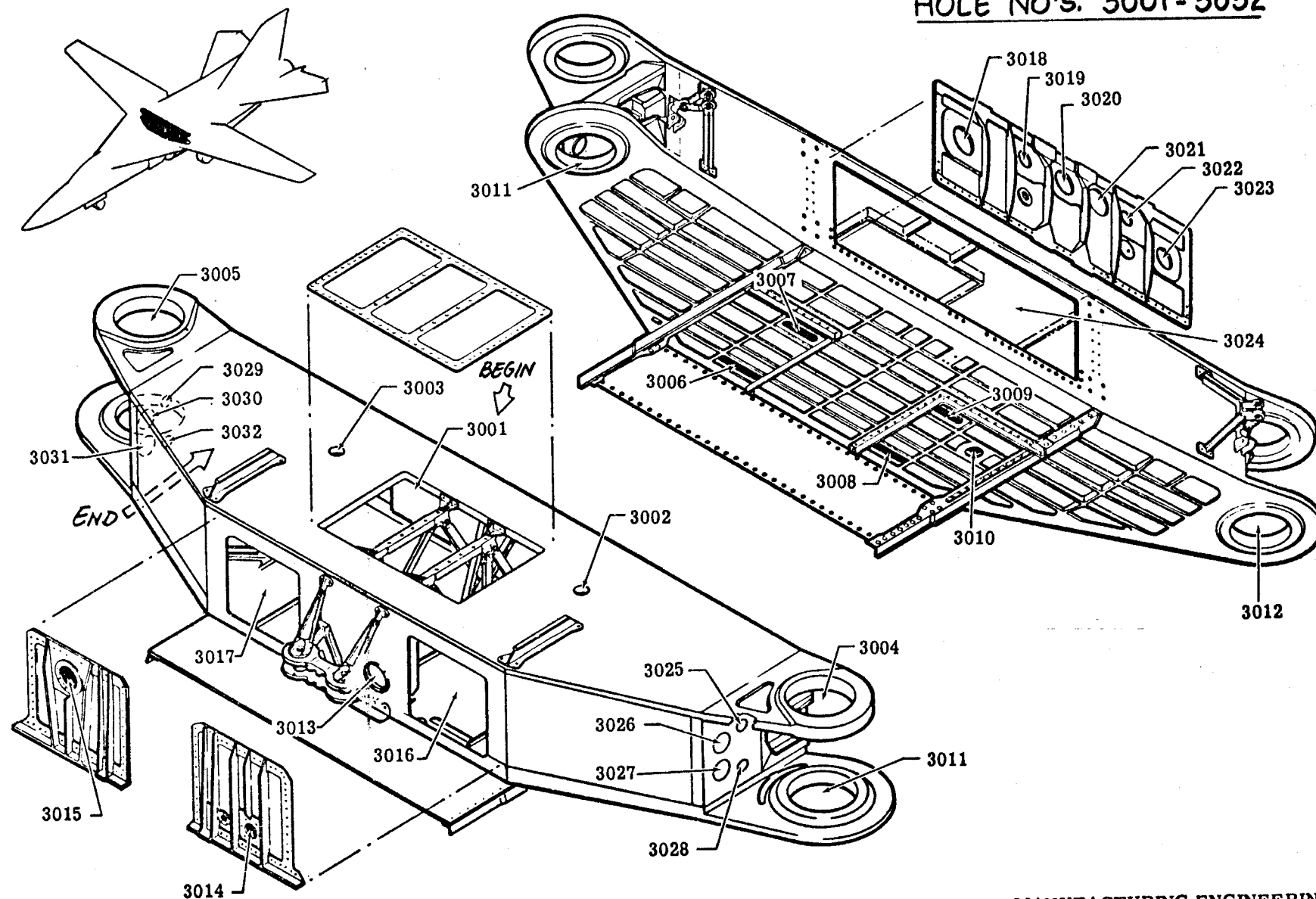
HOLE NO'S 2277-2300



F-III WING PIVOT SUPPORT ASSY.

TAC 160-ON

HOLE NO'S. 3001-3032

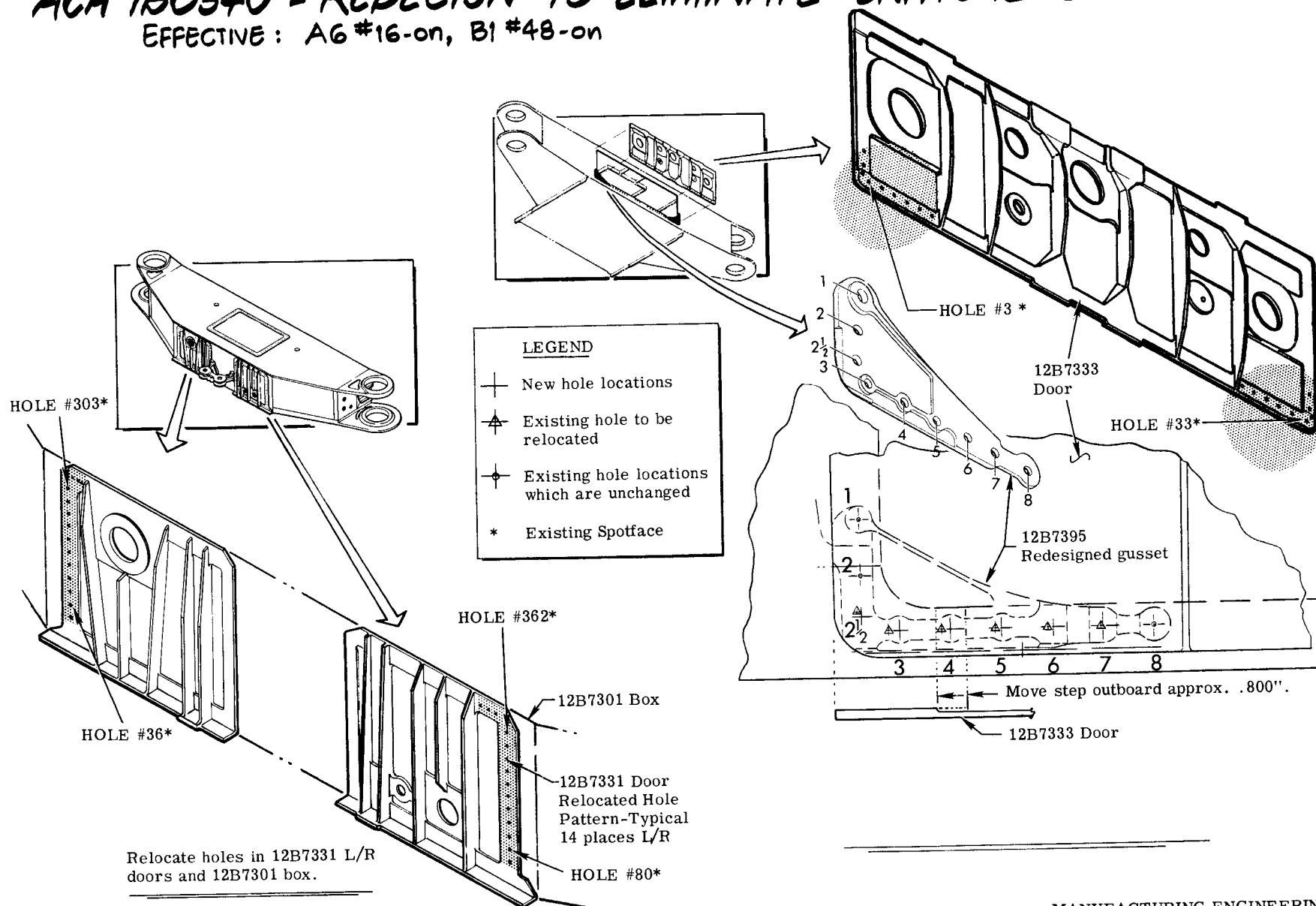


MANUFACTURING ENGINEERING
ST-806-73 3 March 1969

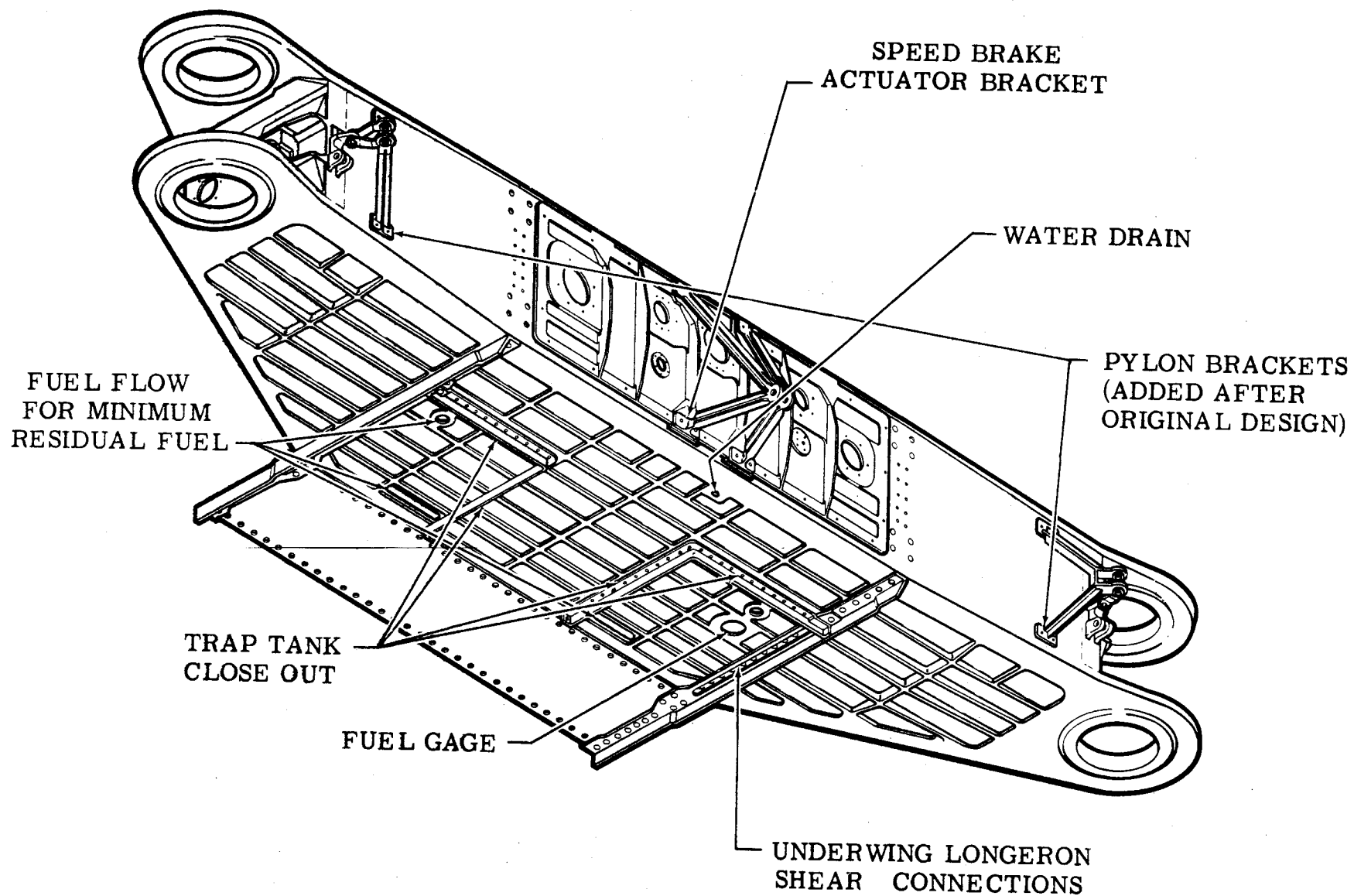
WING PIVOT SUPPORT ASSEMBLY

ACA 180340 - REDESIGN TO ELIMINATE CRITICAL SPOTFACES

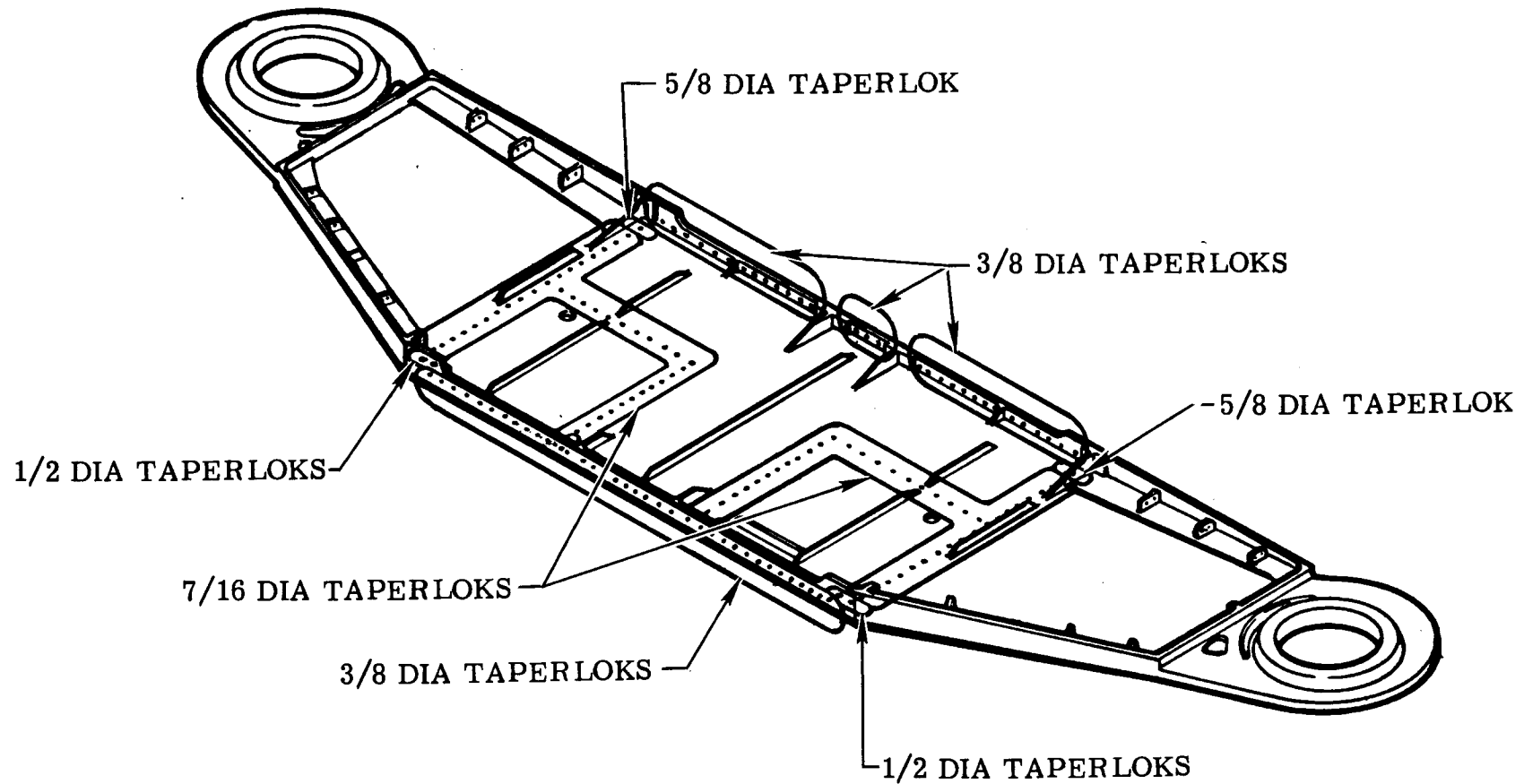
EFFECTIVE: AG #16-on, B1 #48-on



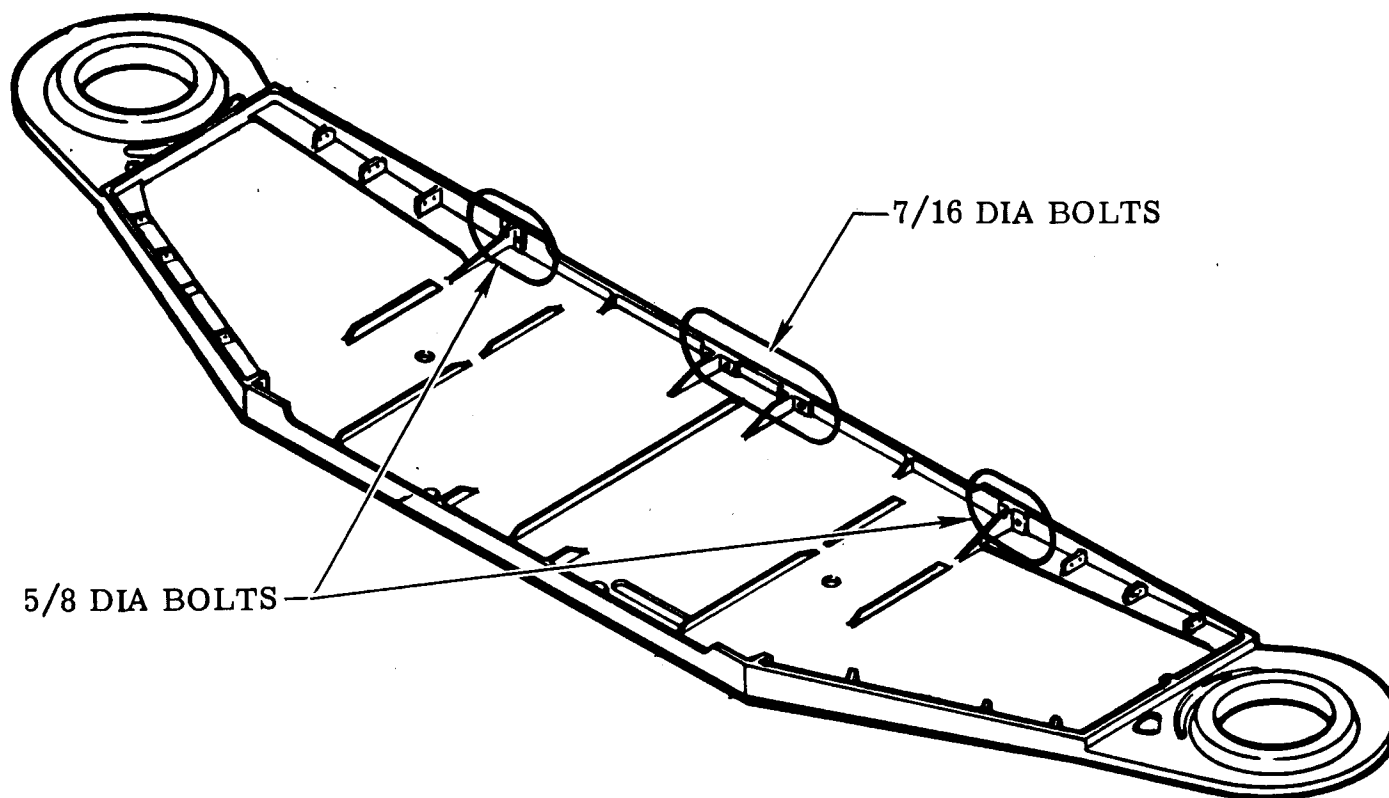
PRESENT WING PIVOT SUPPORT FTG
HOLE REQUIREMENTS IN LOWER CAP



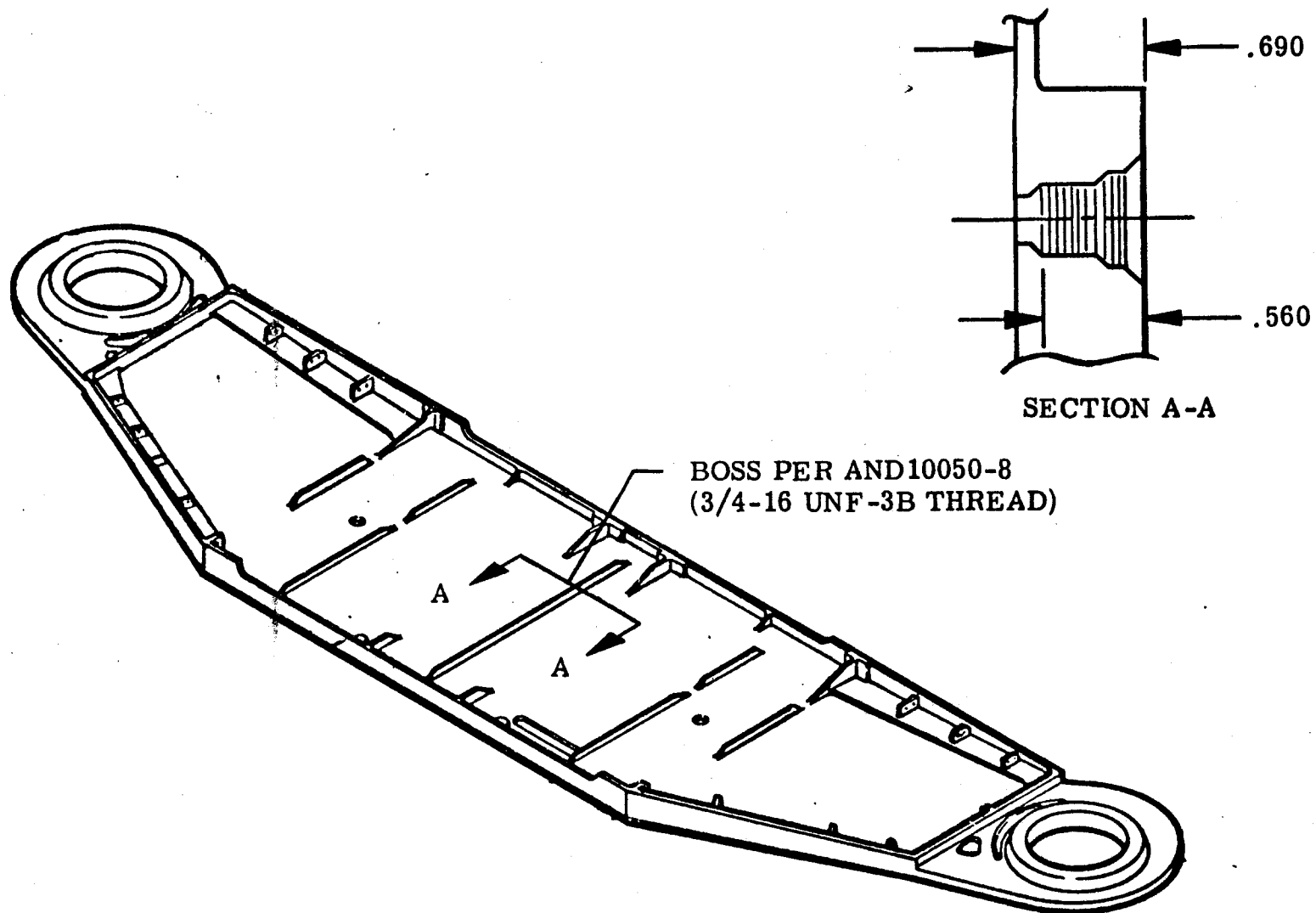
WING PIVOT SUPPORT FTG - LOWER CAP
TYPE 2 ATTACHMENTS ($K_t=2.0$)
TAPERLOKS



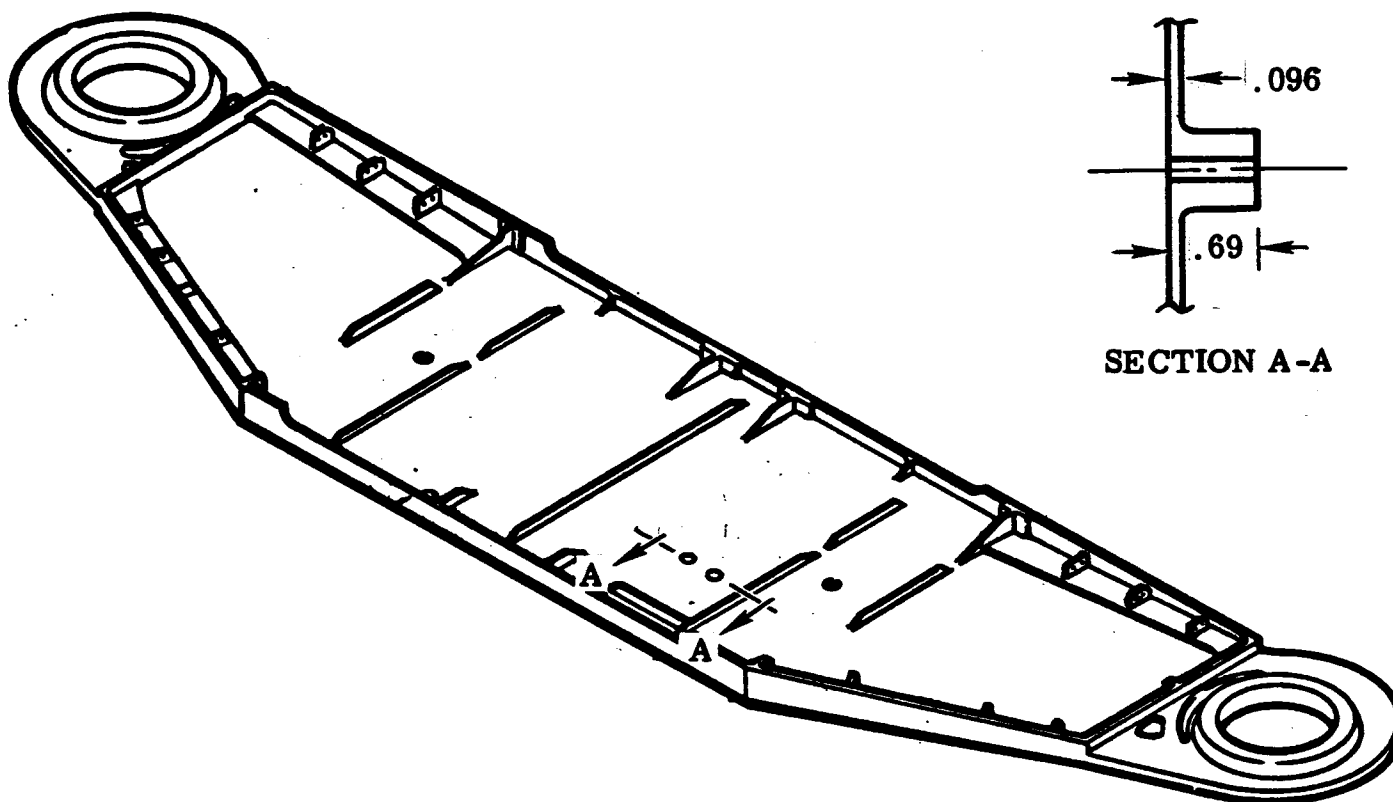
WING PIVOT SUPPORT FTG - LOWER CAP
TYPE 3 ATTACHMENTS ($K_t = 2.0$)
AFT FACE STRAIGHT HOLES



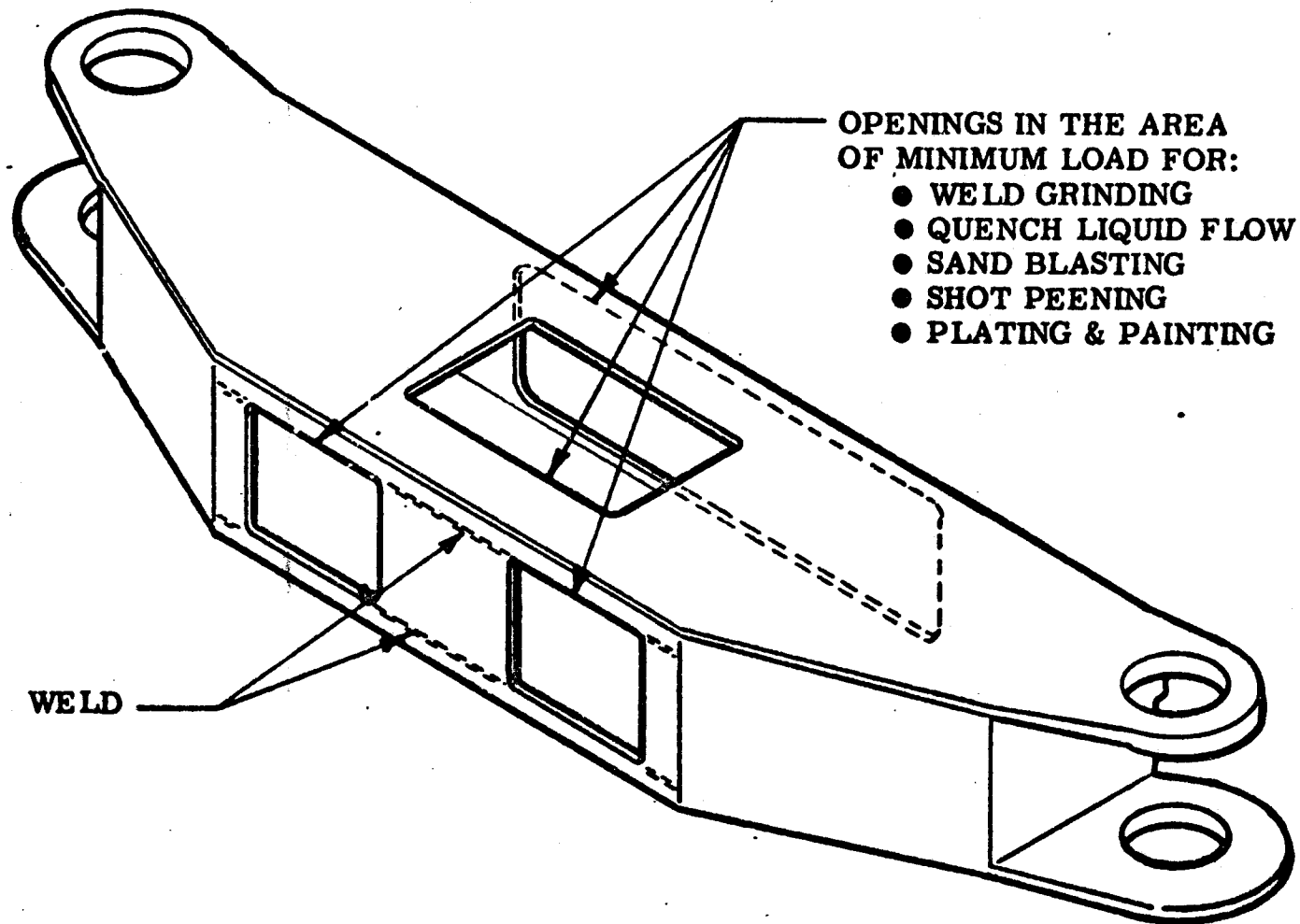
WING PIVOT SUPPORT FTG - LOWER CAP
 TYPE 4 ATTACHMENTS ($K_t = 2.0$)
 TAPPED BOSS



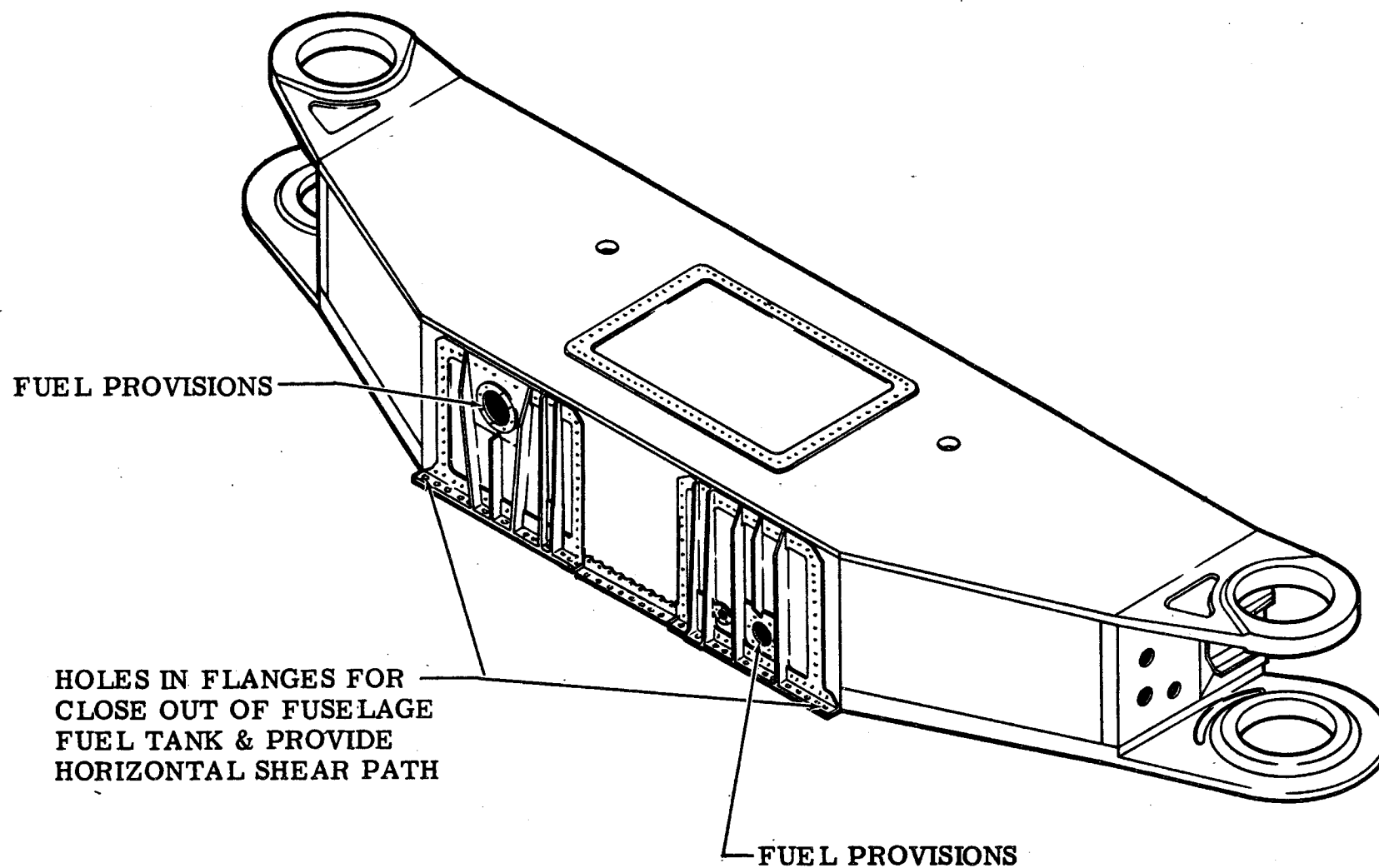
WING PIVOT SUPPORT FTG - LOWER CAP
TYPE 1 ATTACHMENTS ($K_t = 2.0$)
VERTICAL STRAIGHT HOLES



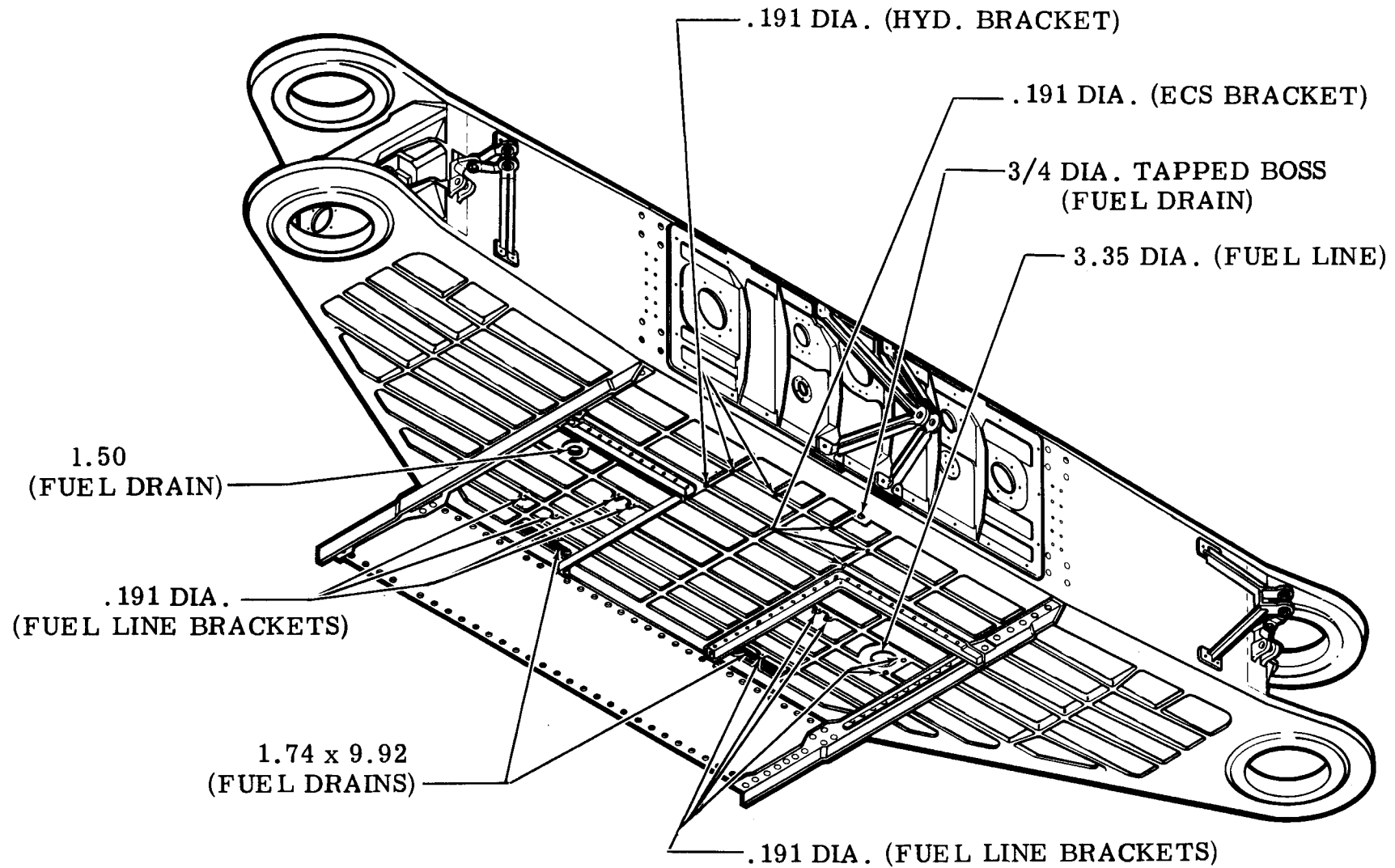
**WING PIVOT SUPPORT FTG
UPPER & LOWER CAPS WELDED TO WEBS**



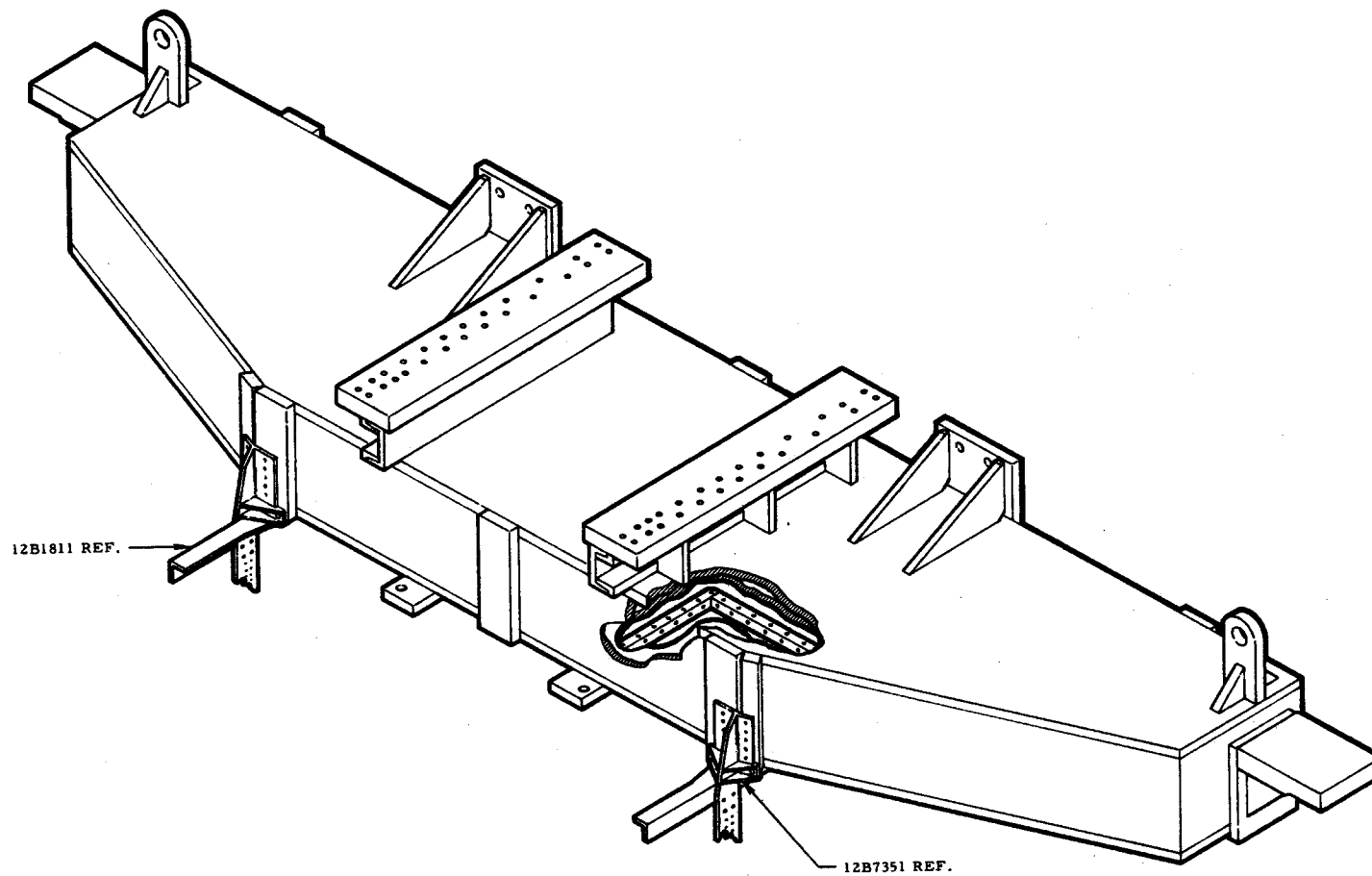
**PRESENT WING PIVOT SUPPORT FTG
FORWARD SIDE ACCESS OPENING REQUIREMENTS**



WING PIVOT SUPPORT FITTING LOWER SURFACE HOLE IDENTIFICATION



SIMULATED CARRY-THRU FITTING



Scale 3/32" = 1"

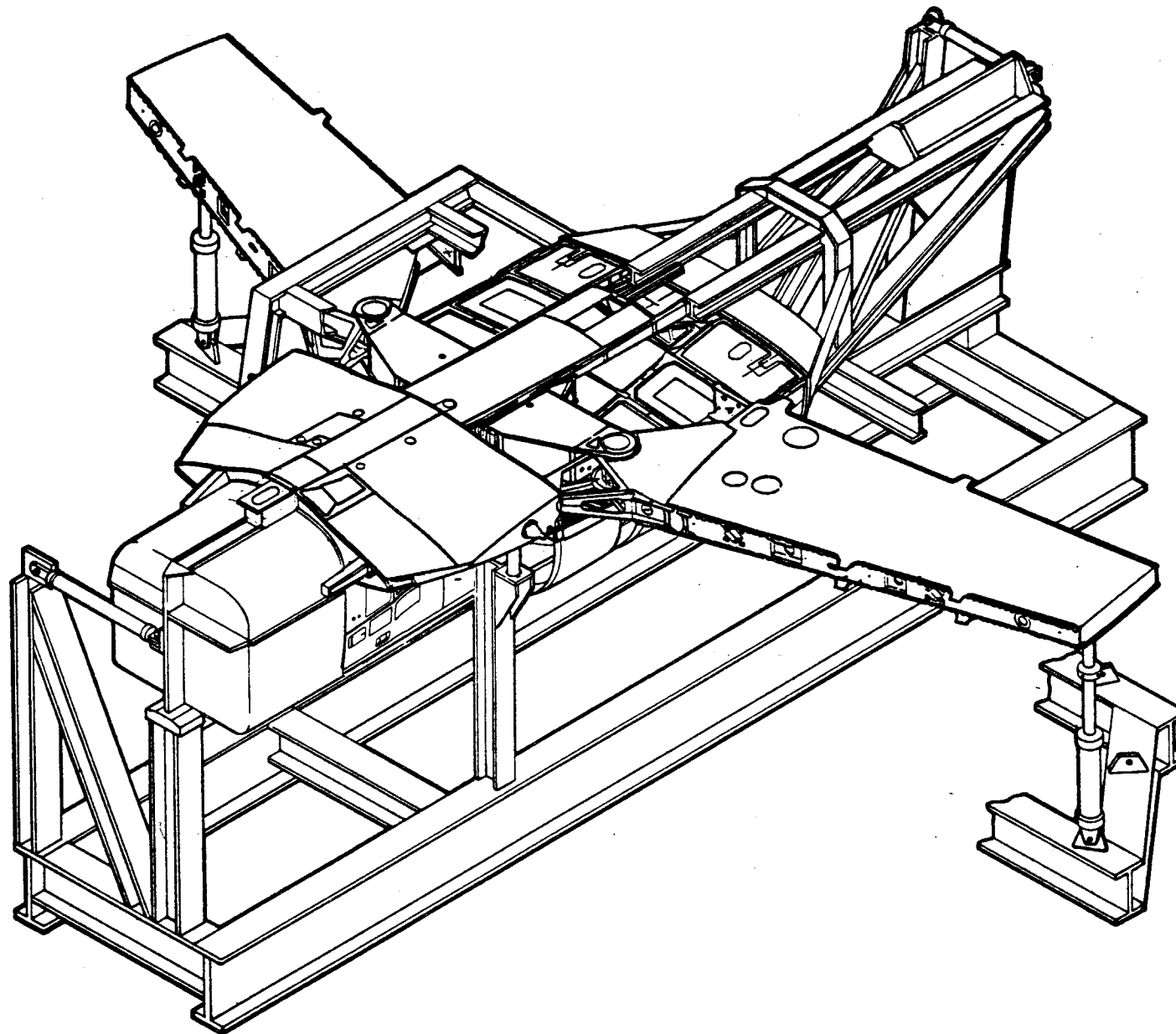
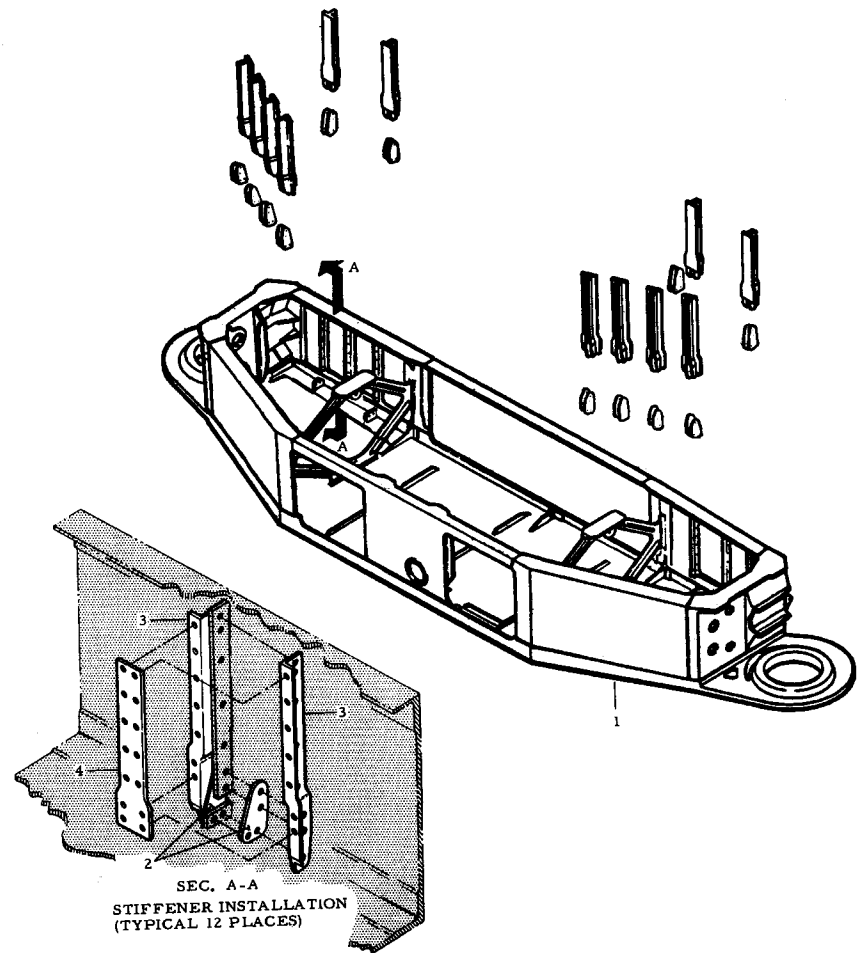


Figure 4-1 Wing Carry-Thru Fatigue Test Fixture

4-3

WING PIVOT SUPPORT

MANUFACTURING OPERATIONS - STA 1



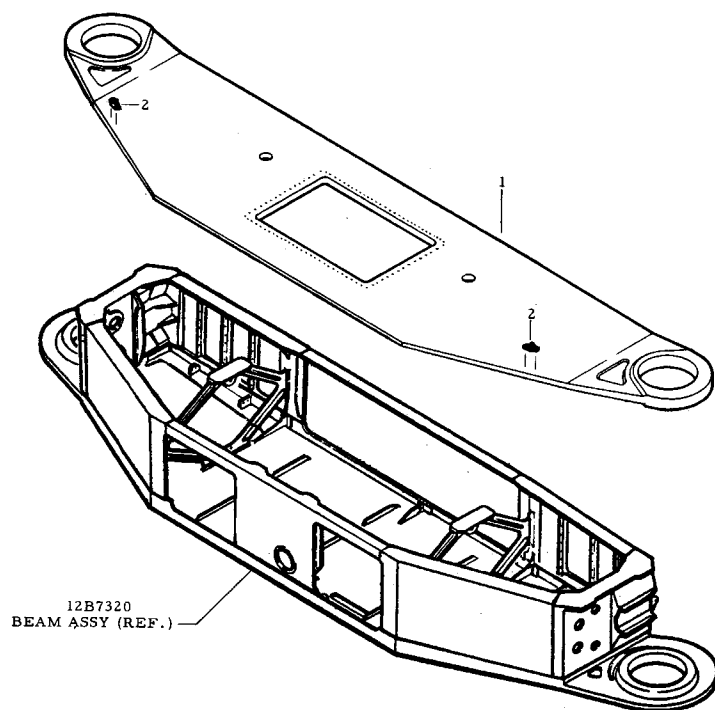
INCOMING PARTS PER OPERATION						
NO.	NAME	OPERATION NO.				
		16916	16917	16937		
1	12B7320 BEAM ASSY.	X				
* 2	12B7363 SPICE	X	X			
* 3	12B7396 STIFFENER	X	X			
* 4	12B7397 DOUBLER	X	X			

* PREFIT ONLY

TOTAL OPERATIONS THIS STATION	
NO.	TITLE
15937	TAPER REAM FOR CENTER BRACKETS
15938	TAPER REAM FOR 12P012 BRACKETS (LH)
15939	TAPER REAM FOR 12P012 BRACKETS (RH)
16910	O. K. TO MOVE TO STA. 2
16916	DRILL 12B7320 BEAM L/R
16917	PREFIT 12B7396/97 (12B7314- AFT WEB)
16937	PREFIT 12B7396/97 (12B7315- FWD. WEB.)

WING PIVOT SUPPORT

MANUFACTURING OPERATIONS - STA.2

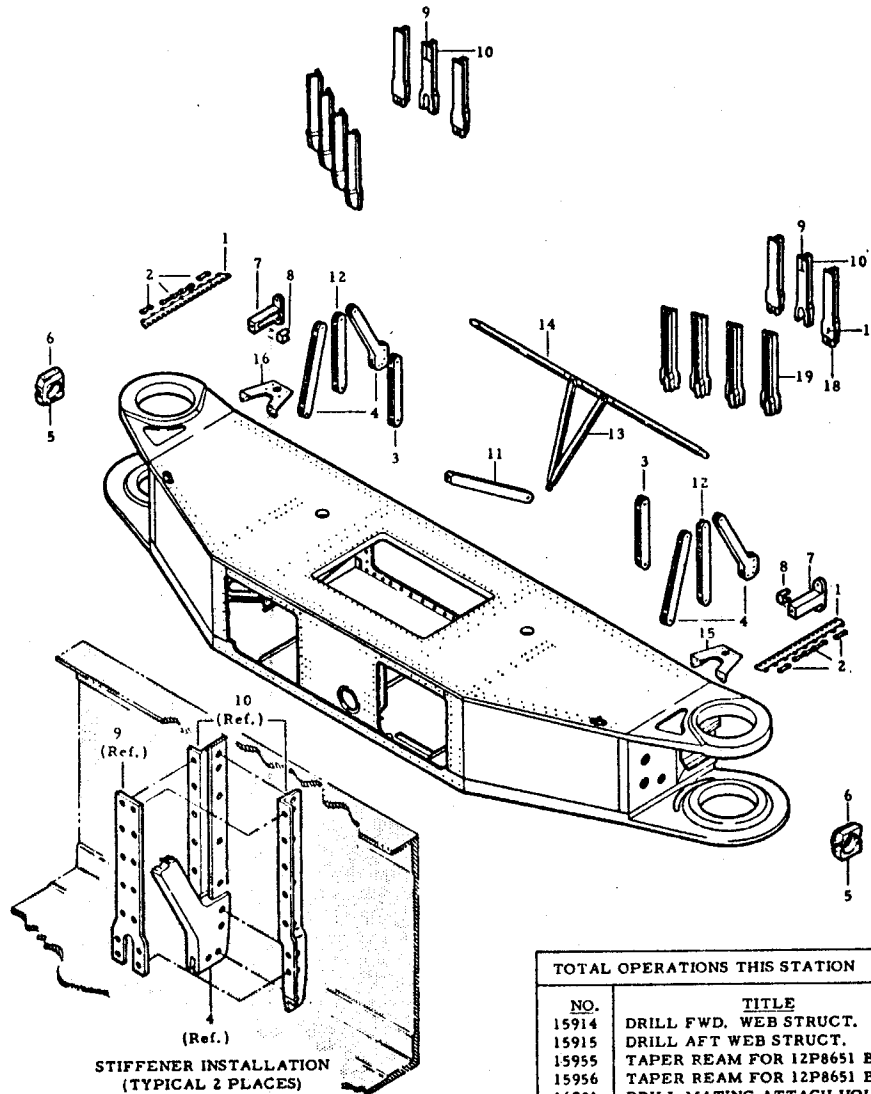


INCOMING PARTS PER OPERATION						
NO.	NAME	OPERATION NO.				
		16926	16927			
1	12B7311 UPPER CAP	X				
2	12B2826 SUPPORT		X			

TOTAL OPERATIONS THIS STATION	
NO.	TITLE
16926	DRILL UPPER CAP AND BEAM
16927	SEAL UPPER CAP
16928	MACHINE PADS
16929	BORE WING PIVOT HOLES
16930	SHOT PEEN MACHINED AREAS
16959	CHECK PRIOR TO MACHINE
16968	DRILL 12B7377 STRUCTURE
16969	OK TO MOVE TO STATION 3

WING PIVOT SUPPORT

MANUFACTURING OPERATIONS - STA.3



NO.	NAME	INCOMING PARTS PER OPERATION						
		OPERATION NO.						
		15915	15955	15976	16931	16942	16943	16953
1	12B2819 HINGE			X				
2	12B7361 SHIM			X				
3	12B7335 BRACE				X			
4	12B7336 BRACE				X			
5	12W413 RECEPTACLE					X		
6	12B7335 RETAINER					X		
7	12B7366 SUPPORT							X
8	12B7389 RETAINER							X
9	12B7397 DOUBLER				X			
10	12B7396 STIFFENER				X			
11	12B7336 BRACE				X			
12	12B7336 BRACE				X			
13	12B7381 BRACE	X						
14	12B7376 STIFFENER	X						
15	12P8651 BRACKET		X					
16	12P8651 BRACKET		X					
17	12B7397 DOUBLER						X	
18	12B7363 SPLICE						X	
19	12B7396 STIFFENER						X	

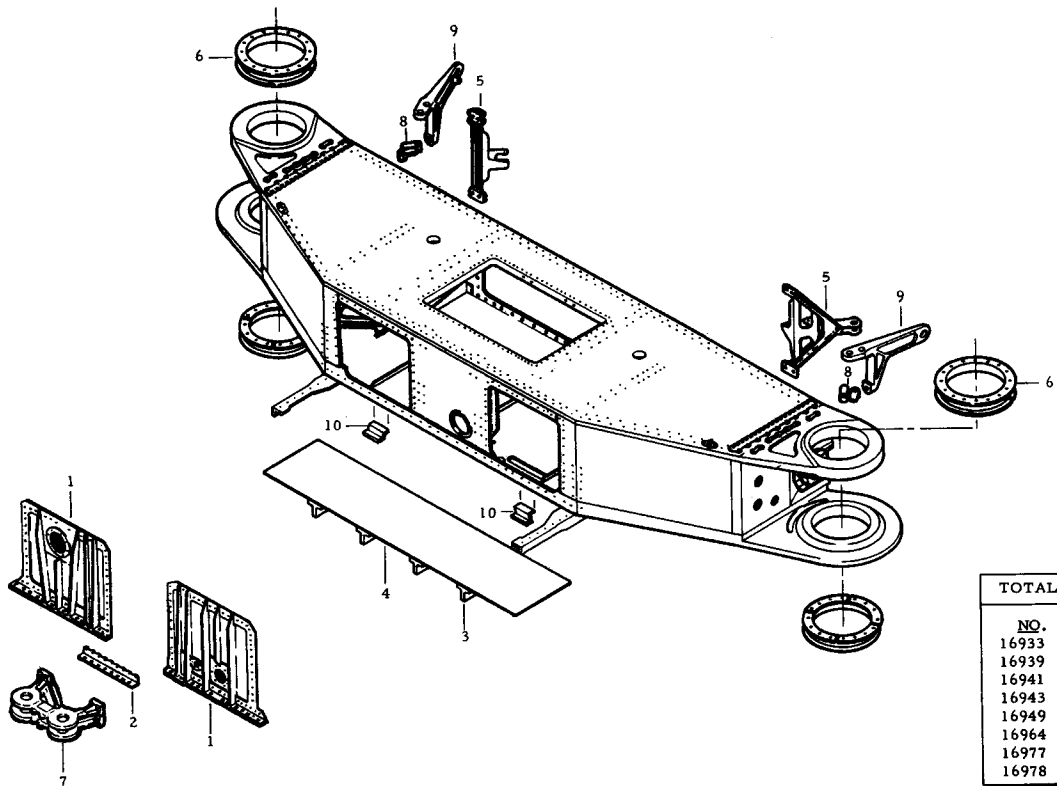
* PREFIT ONLY

TOTAL OPERATIONS THIS STATION

NO.	TITLE		
15914	DRILL FWD. WEB STRUCT.	16944	DRILL FOR SHEAR RECEPTACLES
15915	DRILL AFT WEB STRUCT.	16945	INSTALL RECEPTACLES AND RETAINERS
15955	TAPER REAM FOR 12P8651 BRKT. (LH)	16953	INSTALL 12B7396/97 STIFFENERS
15956	TAPER REAM FOR 12P8651 BRKT. (RH)	16957	FAIRING HINGE AND SUPPORT
16931	DRILL MATING ATTACH HOLES	16960	DRILL FOR PYLON BRKT.
16942	INSTALL BRACES	16975	O. K. TO MOVE TO STA. 4

WING PIVOT SUPPORT

MANUFACTURING OPERATIONS - STA. 5



INCOMING PARTS PER OPERATION		OPERATION NO.					
		16933	16939	16941	16943	16949	16978
NO.	NAME						
1	12B7331 FWD. COVERS	X					
2	12B7334 FLANGE	X					
3	12B7113 STIFFENER	X					
4	12B4150 DECK ASSY	X					
5	12B7356 BRACKET		X				
6	12C732 BEARING			X			
7	12B7323 BRACKET				X		
8	12B7390 RETAINER					X	
9	12W2759 FITTING					X	
10	12P256 BRACKET	X					

TOTAL OPERATIONS THIS STATION	
NO.	TITLE
16933	TAPER REAM FWD. COVER STRUCT.
16939	INSTALL FWD. COVERS AND BRKTS.
16941	DRILL 12B4150 DECK
16943	INSTALL PYLON BRKTS.
16949	BEARING INSTL.
16964	INSTALL WING ACTUATOR BRKT.
16977	O. K. TO MOVE TO STA. 6
16978	INSTALL 12W2750, RETAINER AND SPACER

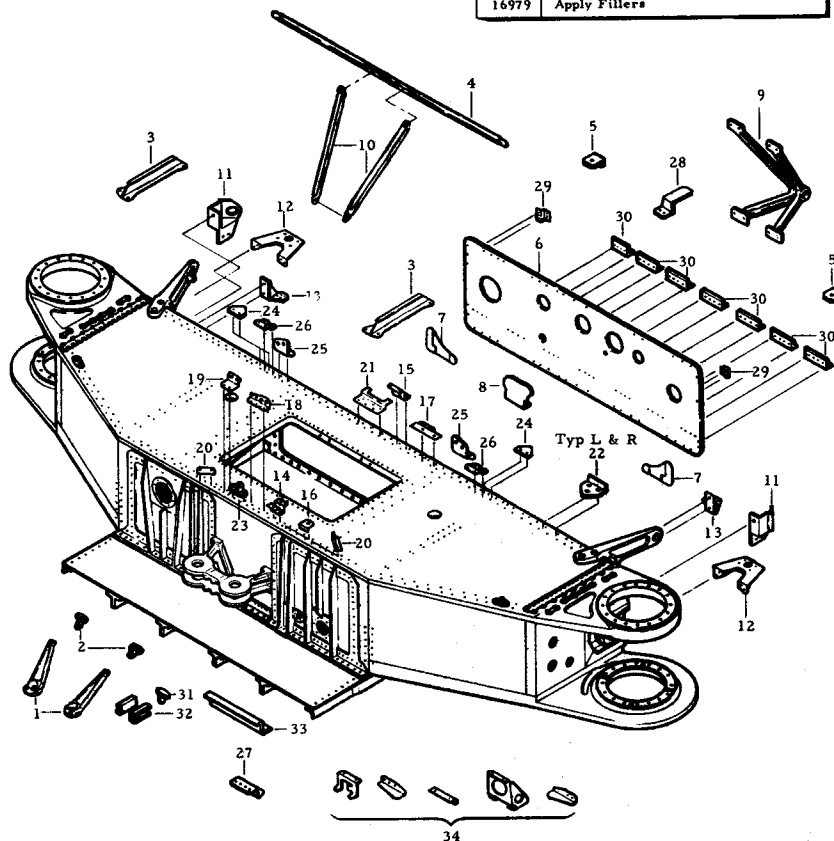
WING PIVOT SUPPORT

MANUFACTURING OPERATIONS - STA. 6

NOTE:

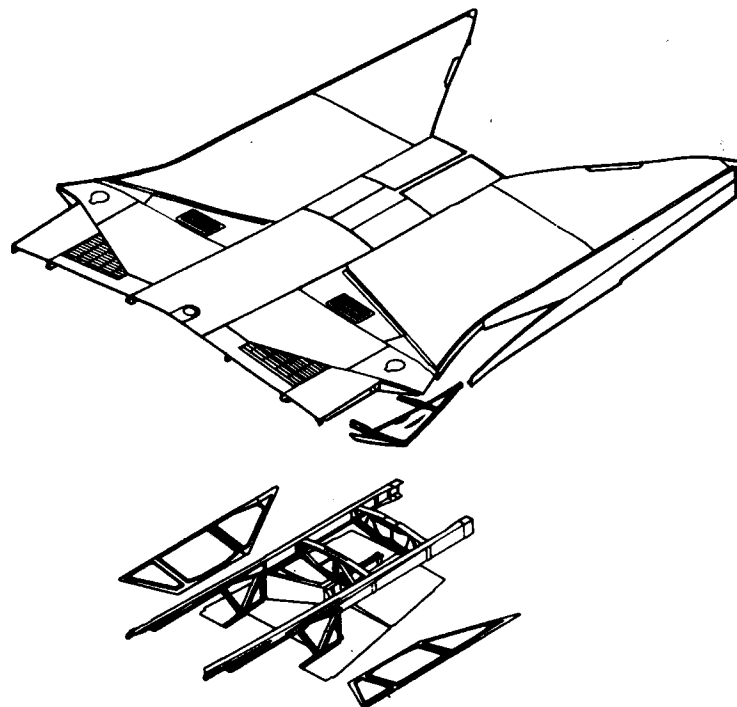
FOLLOWING COMPLETION OF
OPERATIONS AT THIS STA.,
THE UNIT IS ROUTED TO
MANUFACTURING ITEM
NO. 8202

TOTAL OPERATIONS THIS STATION	
NO.	TITLE
15940	Install center Brackets
15941	Install 12P012 Brkts. Taper Loks
16911	Drill and install 12B7378 and 12B7379
16914	Install 12B7377
16935	Taper Ream AFT. Cover Struct.
16946	Install AFT. Web Assy.
16951	Reidentify Box Assy.
16952	O. K. to move to item 8202
16955	Install Air Induction Brkts.
16961	Install Brkts. -upper cap
16962	Install Brkts. -AFT. door
16966	Install Speed Brake Brkt.
16967	Apply 12M3500 coating
16979	Apply Fillers



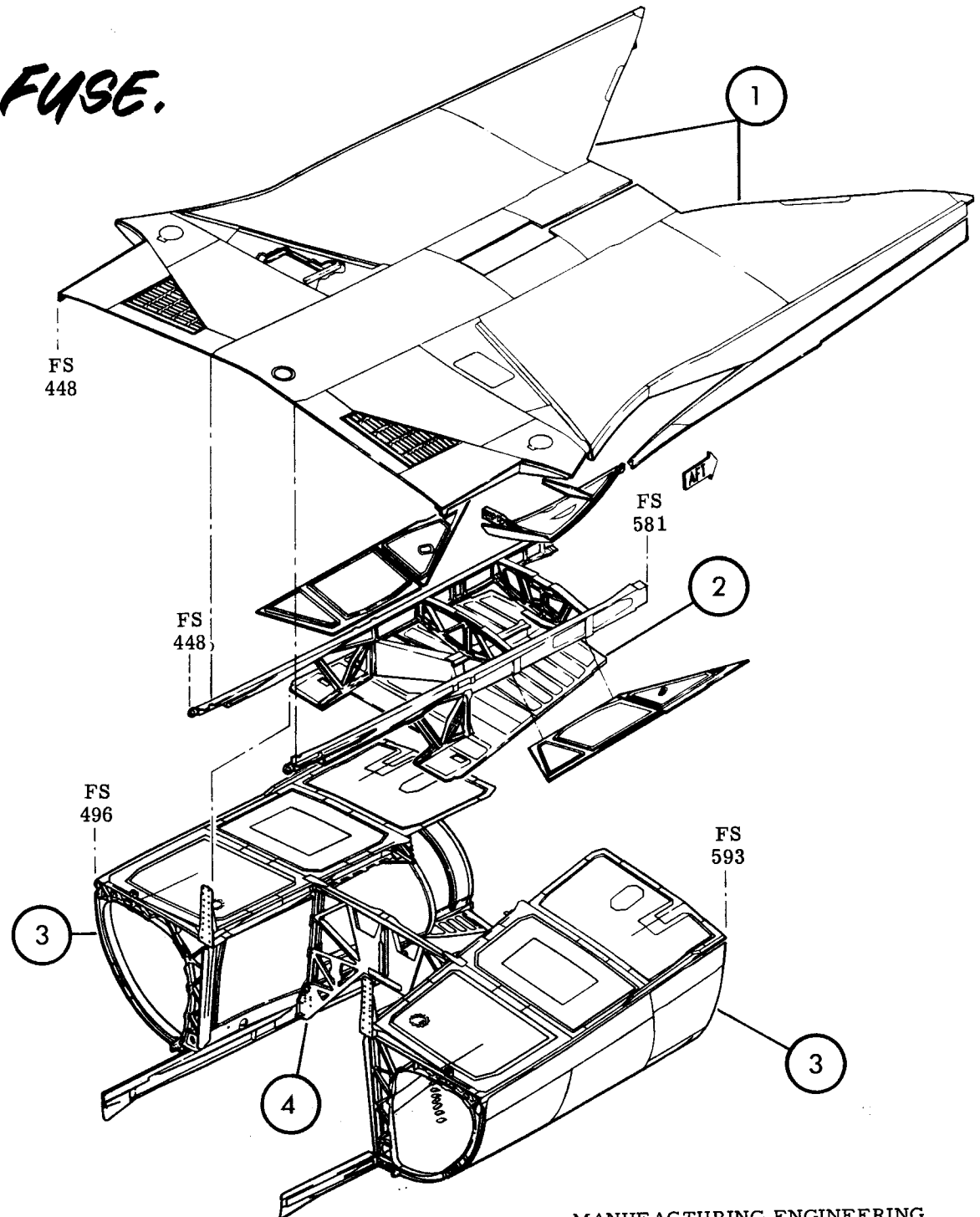
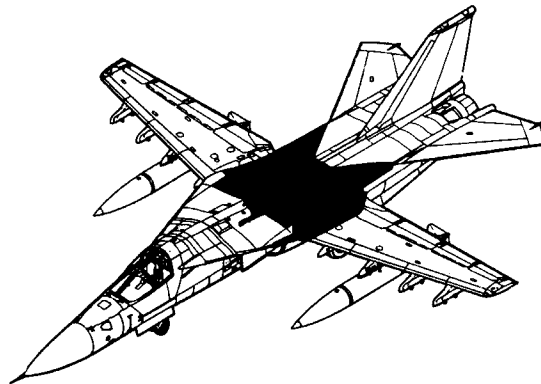
NO.		NAME	INCOMING PARTS PER OPERATION							
			OPERATION NO.							
			15940	15941	16911	16914	16935	16946	16951	16952
1		12B7378 BRACE		X						
2		12B7379 BRACKET		X						
3		12B7377 BEAM			X					
4		12B7376 STIFFENER					X			
5		12E2371 BRACKET				X				
6		12B7333 WEB ASSY				X				
7		12B7395 GUSSET				X				
8		12H1192 Bracket				X				
9		12B7325 BRACKET ASSY								X
10		12B7381 BRACE								X
11		12M3621 SUPPORT					X			
12		12P8651 BRACKET					X			
13		12P8656 BRACKET ASSY					X			
14		12E391 BRACKET ASSY						X		
15		12E2047 BRACKET ASSY						X		
16		12E2371 BRACKET ASSY						X		
17		12H1195 SUPPT. ASSY						X		
18		12H1911 SUPPORT						X		
19		12H1911 BRACKET						X		
20		12M3501 BRACKET						X		
21		12M3506 RETAINER						X		
22		12M3604 BRACKET ASSY						X		
23		12M5993 BRACKET						X		
24		12P8625 BRACKET					X			
25		12P8659 BRACKET					X			
26		12P8851 BRACKET					X			
27		12P8853 BRACKET					X			
28		12H1194 BRACKET ASSY.							X	
29		12P8640 BRACKET ASSY								X
30		12B3825 SUPPORT					X			
31		12Y774 BRACKET	X							
32		12H1195 BRACKET		X						
33		12Y872 BRACKET	X							
34		12F221 BRACKETS	X							

AFT CENTER FUSE. -UPPER



F-111 AFT CENTER FUSE. COMPONENTS

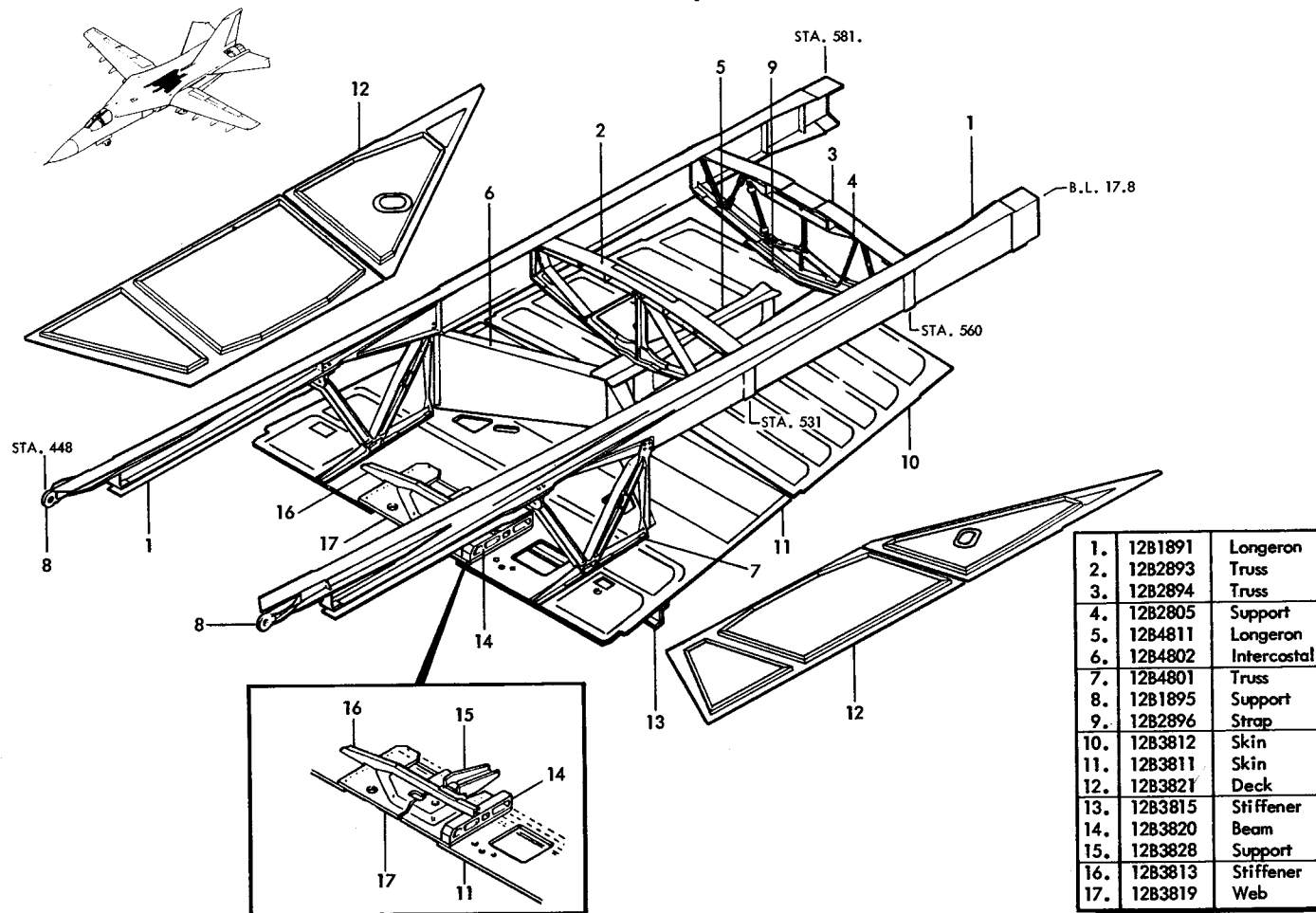
TAC 31-on, BOMBER 3-on



1.	Overwing Fairing
2.	Aft Center Fuselage - Upper
3.	Aft Center Fuselage - Side
4.	Bulkhead F.S. 531 F-111E
4.	Bulkhead F.S. 531 F-111A FB-111A

F-111 AFT CENTER FUSELAGE STRUCTURE

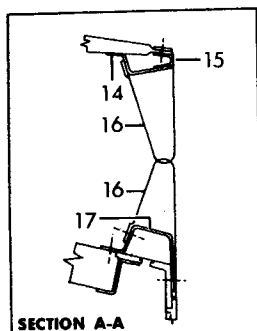
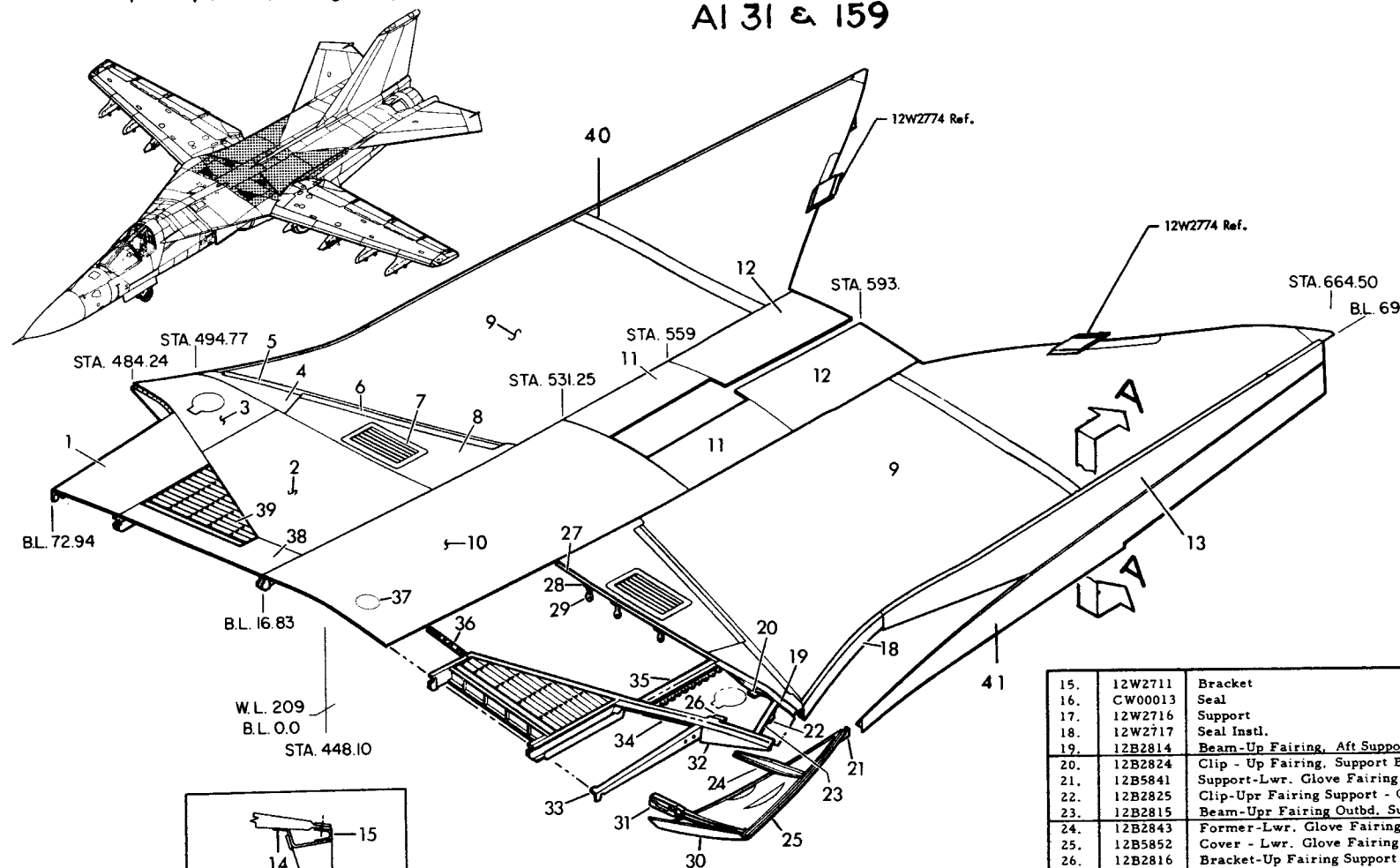
TAC 31-ON, BI 3-ON



MANUFACTURING ENGINEERING
ST-695-16A Rev. 13 October 1970

F-111 FUSELAGE PANELS-UPPER GLOVE - STA. 448-664.5

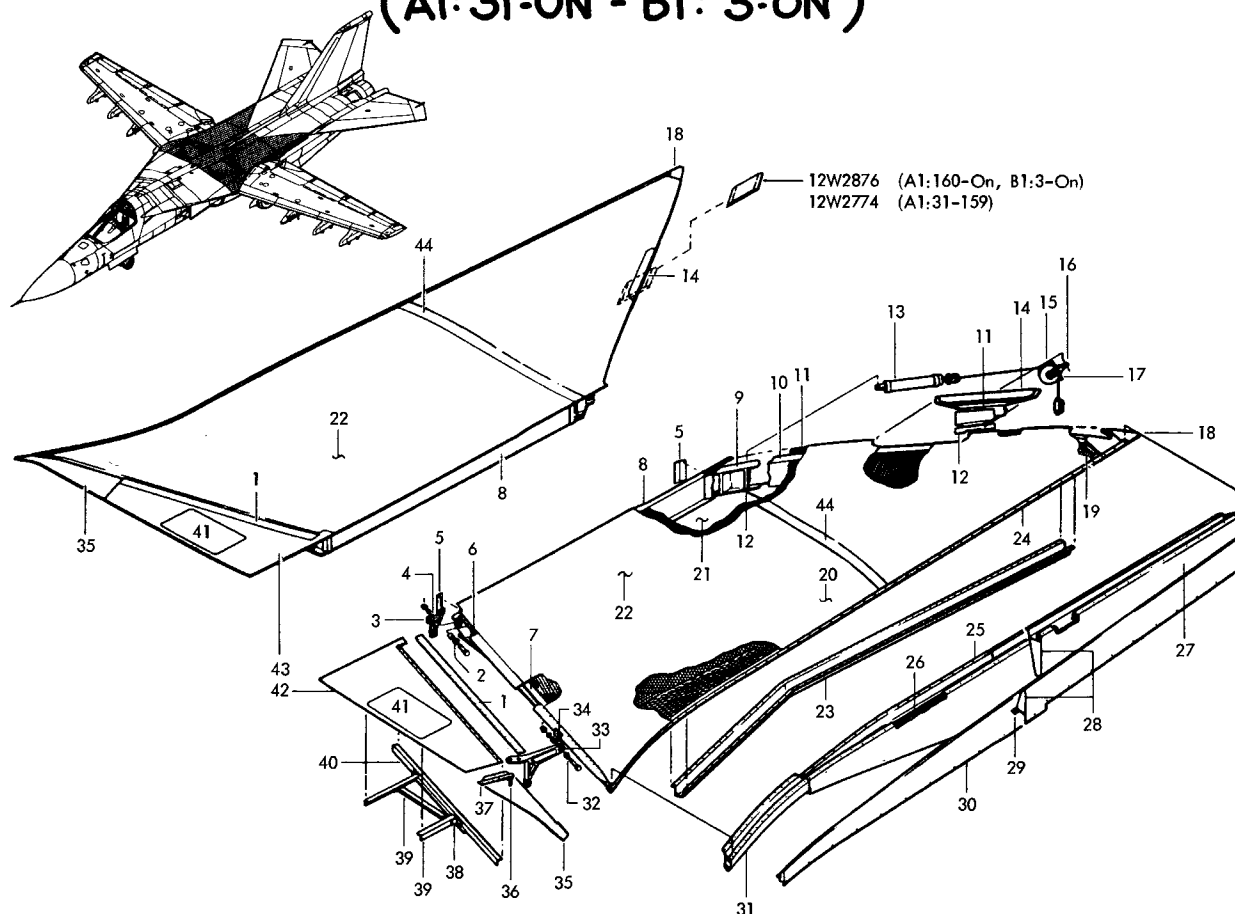
AI 31 & 159



1.	12B5813	Cover-Glove Up, Outbd., Sta. 448.16
2.	12B5814	Cover Assy. - Glove, Up. BL 16.8-60.2
3.	12B5815	Cover Assy. -Glove, Up. Outbd.
4.	12W2741	Cover Instl. - Outbd. Access-O/W Fairing
5.	12W2720	Seal Strip - O/W Fairing
6.	12W2740	Closure - Cover, Inbd. Access. O/W Fairing
7.	12W27712	Plate - Close out, Assy of
8.	12W2740	Cover Instl., Inbd. Access. O/W Fairing
9.	12W2720	Fairing Instl., O/W Fairing
10.	12B5821	Cover Instl., - Glove Up Ctr. - Sta. 448-532
11.	12B5822	Cover Instl., - Glove Up Ctr. - Sta. 532-559
12.	12B5823	Cover Instl., - Glove Up Ctr. - Sta. 559 - 593
13.	12W2710	Upper Seal Instl.
14.	12W2711	Support

15.	12W2711	Bracket
16.	CW00013	Seal
17.	12W2716	Support
18.	12W2717	Seal Instl.
19.	12B2814	Beam-Up Fairing, Aft Support
20.	12B2824	Clip - Up Fairing, Support Beam
21.	12B5841	Support-Lwr. Glove Fairing to Nacelle
22.	12B2825	Clip-Upr Fairing Support - Outbd.
23.	12B2815	Beam-Upr Fairing Outbd. Support
24.	12B2843	Former-Lwr. Glove Fairing - Aft
25.	12B5852	Cover - Lwr. Glove Fairing
26.	12B2816	Bracket-Up Fairing Support
27.	12B5814	Strip - Cover, Glove Upr. BL 16.8-60.2
28.	12B2822	Bracket - Up Glove Support
29.	12B2821	Support O/W Fairing to Wing Pivot Support
30.	12B5847	Seal - Lwr., Glove Fairing, Fwd.
31.	12B2841	Former - Lwr. Glove Fairing
32.	12B2823	Seal - Upper Glove Fairing, Fwd.
33.	12B2813	Beam - Upper Fairing Suppt., B. L. 73
34.	12B2811	Beam - Upper Fairing, Fwd. Support
35.	12B2819	Hinge Half-O/W Fairing Attach - B.L. 60
36.	12B5814	Strip - Cover, Glove Upr., B.L. 16-60
37.	C123-3	Light
38.	12B5811	Cover Assy. - Glove, Upr., B.L. 16.96 - 55.6
39.	12P7150	Duct Instl., Spike Bleed Exit
40.	12W2720	Strap
41.	12W2715	Lower Seal Installation

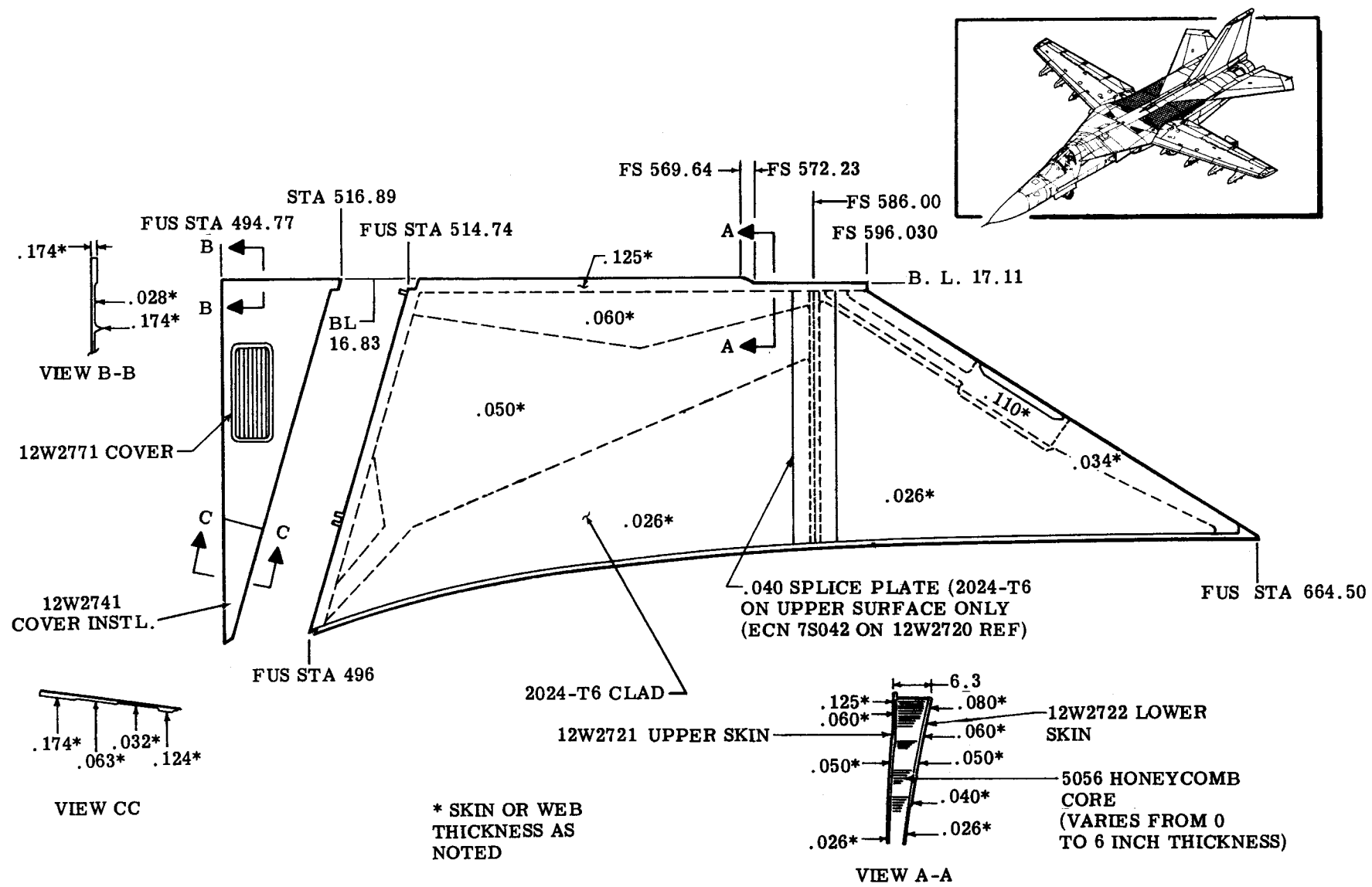
F-111 OVERWING FAIRING PANELS (A1: 31-ON - B1: 3-ON)



12W2720		Overwing Fairing, Assy of
1.	12W2740	Closure
2.	12W2756	Washer
3.	12W2757	Bearing
4.	12W2751	Fitting
5.	12W2720	Clip
6.	12W2720	Seal Strip
7.	12W2724	Closure Beam
8.	12W2720	Edge Member
9.	12W2728	Actuator Support
10.	12W2726	Closure Beam
11.	12W2720	Doubler
12.	12W2720	Shim
13.	CH00118	Actuator
14.	12W2729	Pulley Support
15.	12W2739	Cable Assy.
16.	12W2736	Clevis Assy.
17.	12W2735	Pulley Assy.
18.	12W2731	Stiffener - T. E.
19.	12W2720	Core
20.	12W2721	Upper Skin
21.	12W2722	Lower Skin
22.	12W2720	Bonded Assy.
23.	12W2730	Bumper
24.	12W2723	Stiffener Closure
25.	12W2711	Support Assy.
26.	12W2712	Slug
27.	12W2710	Seal Instl. Upper
28.	CW00013	Seal
29.	12W2716	Support Side Seal
30.	12W2715	Seal Instl.
31.	12W2713	Seal Assy.
	12W2717	Seal Instl.
32.	12W2754	Bushing
33.	12W2753	Bearing
34.	12W2752	Fitting Assy.
35.	12W2741	Cover Assy.
36.	12W2741	Link
37.	12W2743	Support
38.	12W2740	Clip
39.	12W2740	Stiffener
40.	12W2744	Support
41.	12W2771	Plate
42.	12W2740	Skin
43.	12W2740	Cover Instl.
44.	12W2720	Strap

F-111 OVERWING FAIRING ACCESS PANELS

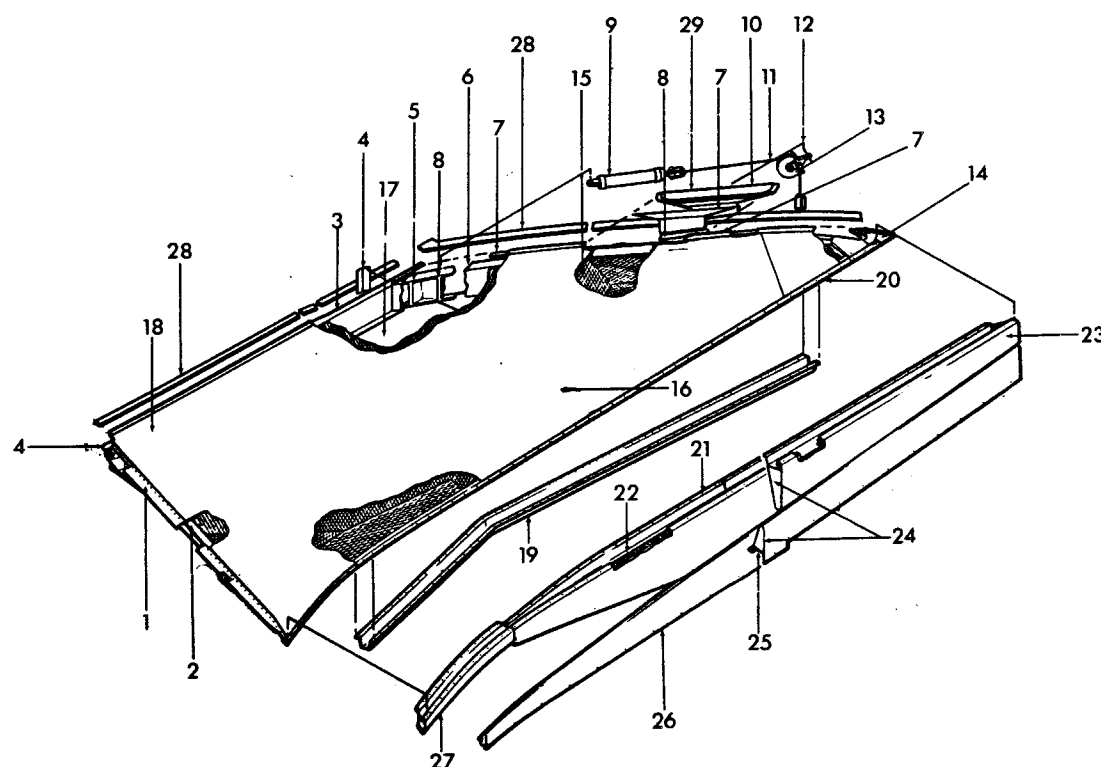
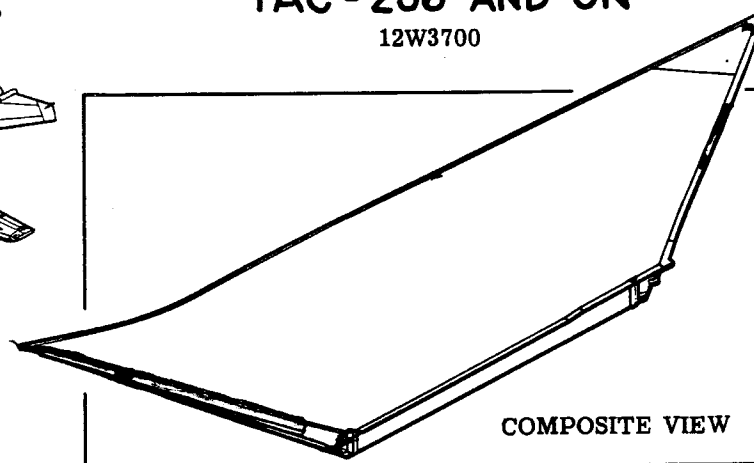
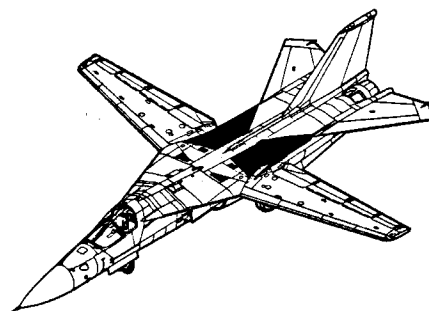
TAC-31 & ON B1-3 & ON



EOP-211800 TASK II OVERWING FAIRING

TAC-236 AND ON

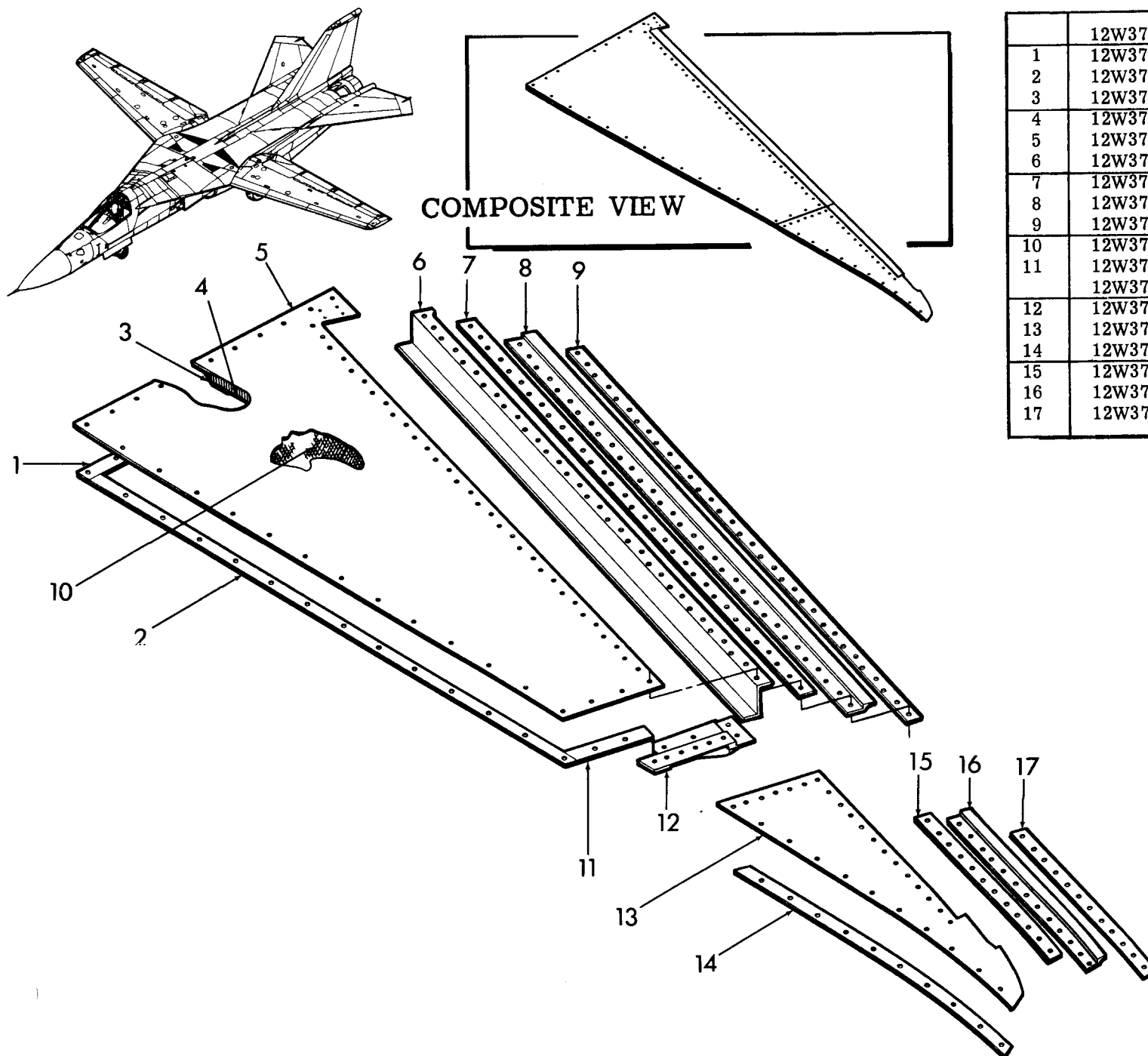
12W3700



	12W3700	Installation
1	12W3720	Seal Strip
2	12W3724	Closure Rib
3	12W3720	Edge Member
4	12W3720	Clip
5	12W2728	Actuator Support
6	12W3726	Closure Beam
7	12W2877	Doubler
8	12W3720	Shim
9	CH00118	Actuator
10	12W3729	Pulley Support
11	12W2739	Cable Assembly
12	12W2736	Clevis Assembly
13	12W2735	Pulley Assembly
14	12W3761	Stiffener - T. E.
15	12W3720	Core
16	12W3721	Upper Skin
17	12W3722	Lower Skin
18	12W3720	Bonded Assembly
19	12W2730	Bumper
20	12W2723	Edge Member
21	12W2711	Support Assembly
22	12W2712	Slug
23	12W2710	Seal Instl. Upper
24	CW00013	Seal
25	12W2716	Support Side Seal
26	12W2715	Seal Installation
27	12W2713	Seal Assembly
27	12W2717	Seal Installation
28	12W3721	Edge Member
29	12W3774	Rub Pad

ECOP-211800-ACCESS COVER INSTALLATION-OVERWING FAIRING

12W3740 INBOARD - 12W3742 OUTBOARD

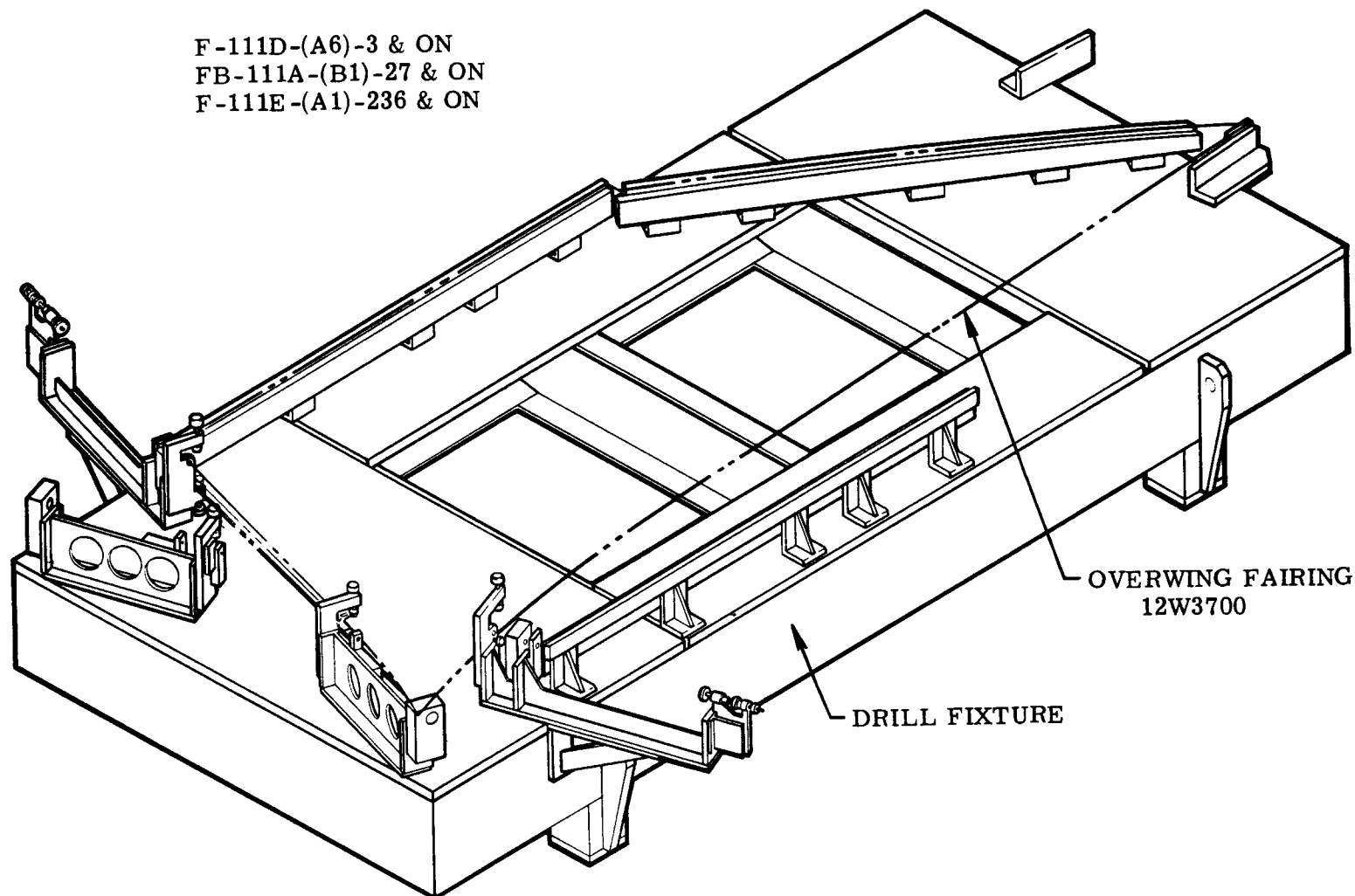


	12W3740	Cover Installation - Inbd.
1	12W3740	Seal
2	12W3740	Seal
3	12W3740	Edge Member
4	12W3740	Inner Skin
5	12W3744	Skin
6	12W3744	Support
7	12W3740	Shim
8	12W3740	Seal
9	12W3740	Seal Retainer
10	12W3740	Core
11	12W3740	Seal
	12W3741	Cover Installation - Outbd.
12	12W3743	Support
13	12W3742	Skin
14	12W3741	Seal
15	12W3741	Shim
16	12W3741	Seal
17	12W3741	Seal Retainer

ECP 211800 - OVERWING FAIRING DRILL FIXTURE

12W3700

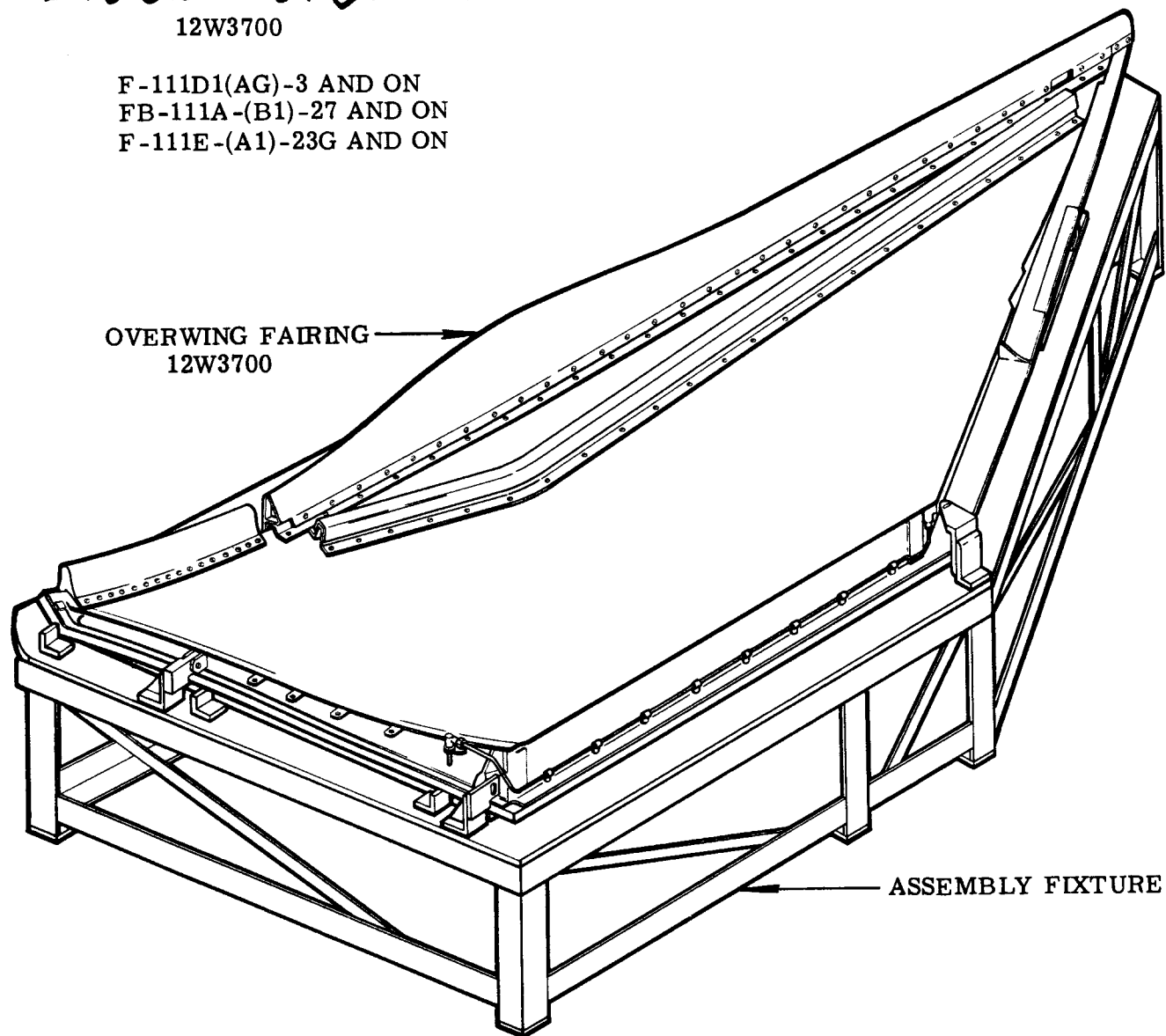
F-111D-(A6)-3 & ON
FB-111A-(B1)-27 & ON
F-111E-(A1)-236 & ON



ECP-211800 OVERWING FAIRING ASSEMBLY FIXTURE

12W3700

F-111D1(AG)-3 AND ON
FB-111A-(B1)-27 AND ON
F-111E-(A1)-23G AND ON

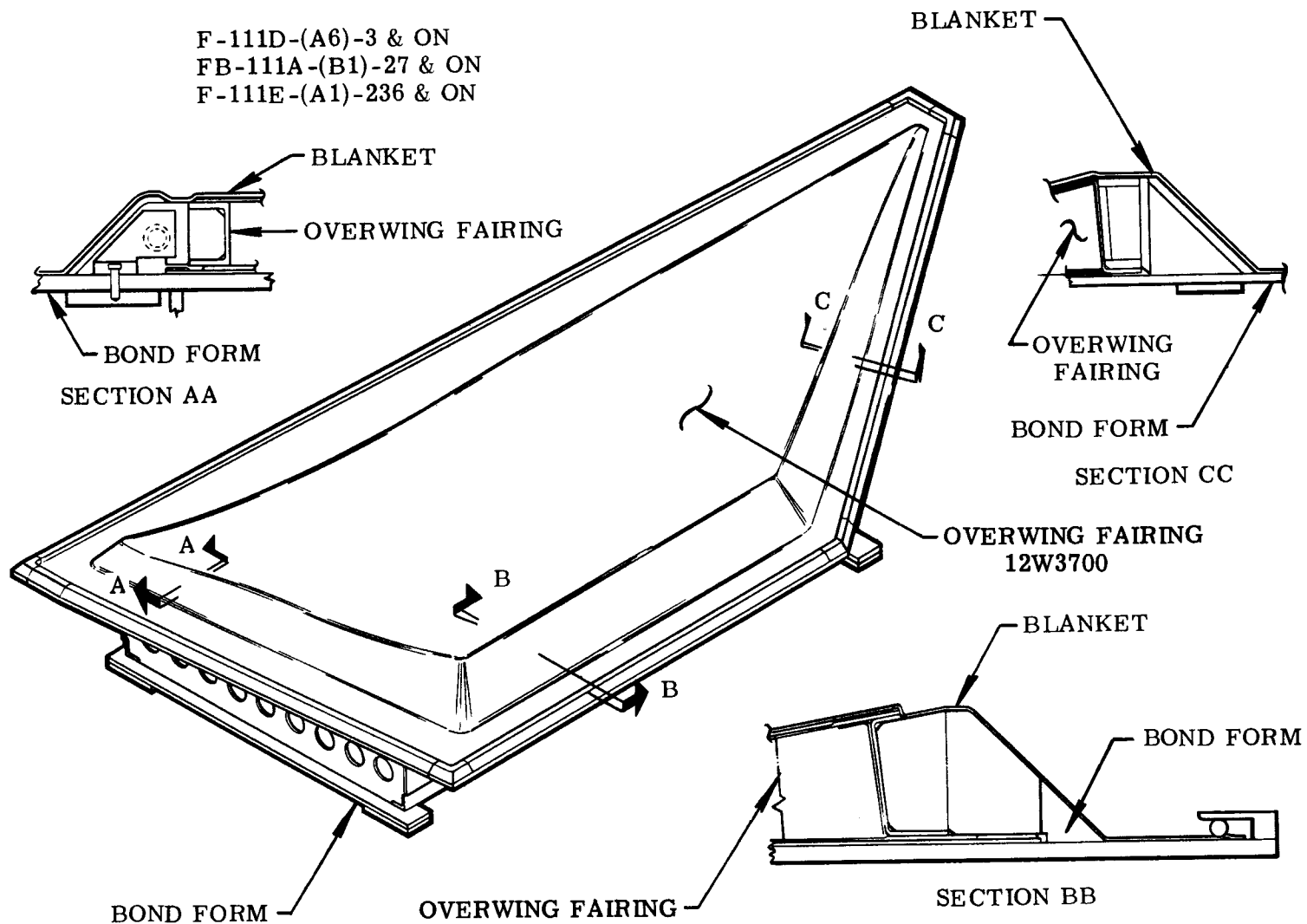


MANUFACTURING ENGINEERING
ST-763-31 6 February 1969

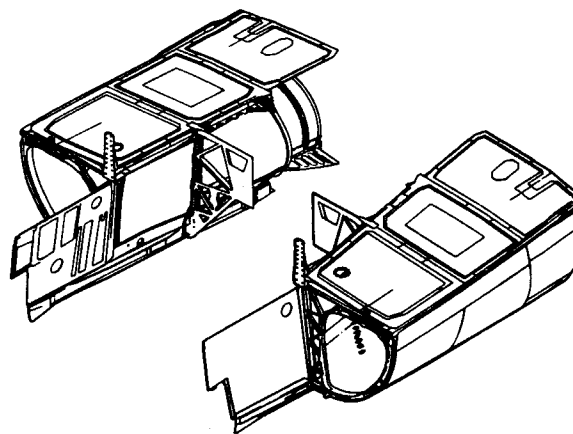
EQP 211800 - OVERWING FAIRING BONDFORM

12W3700

F-111D-(A6)-3 & ON
 FB-111A-(B1)-27 & ON
 F-111E-(A1)-236 & ON

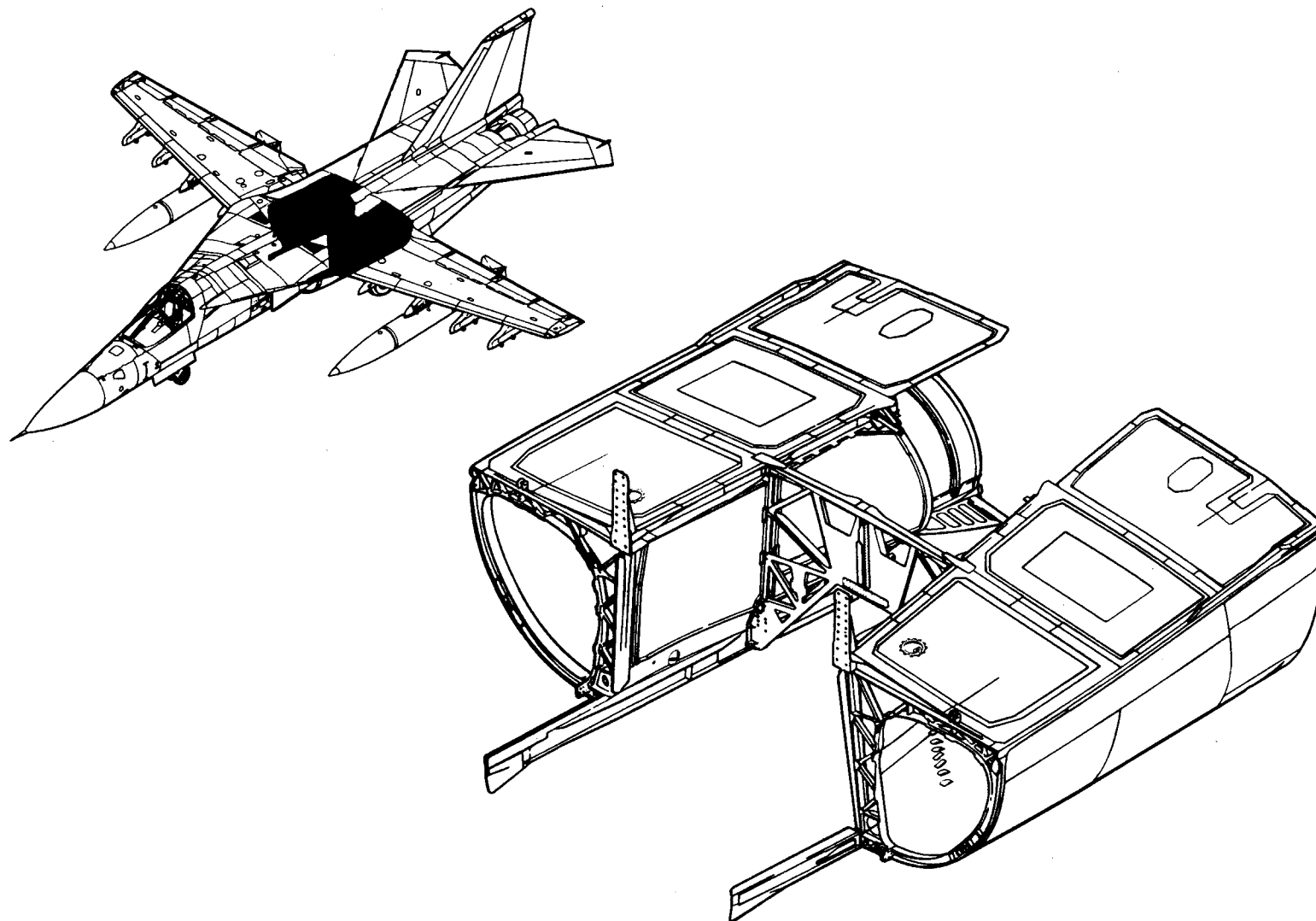


AFT CENTER FUSE. -SIDE



F-111 AFT CENTER FUSELAGE - SIDE ASSY.

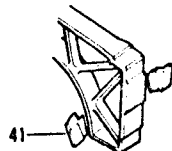
TAC 31-01



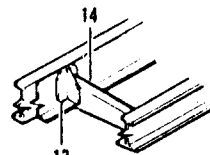
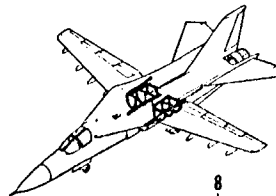
F-111 AFT CENTER FUSELAGE - SIDE ASSEMBLY

ITEM 83 - TAC 31-159

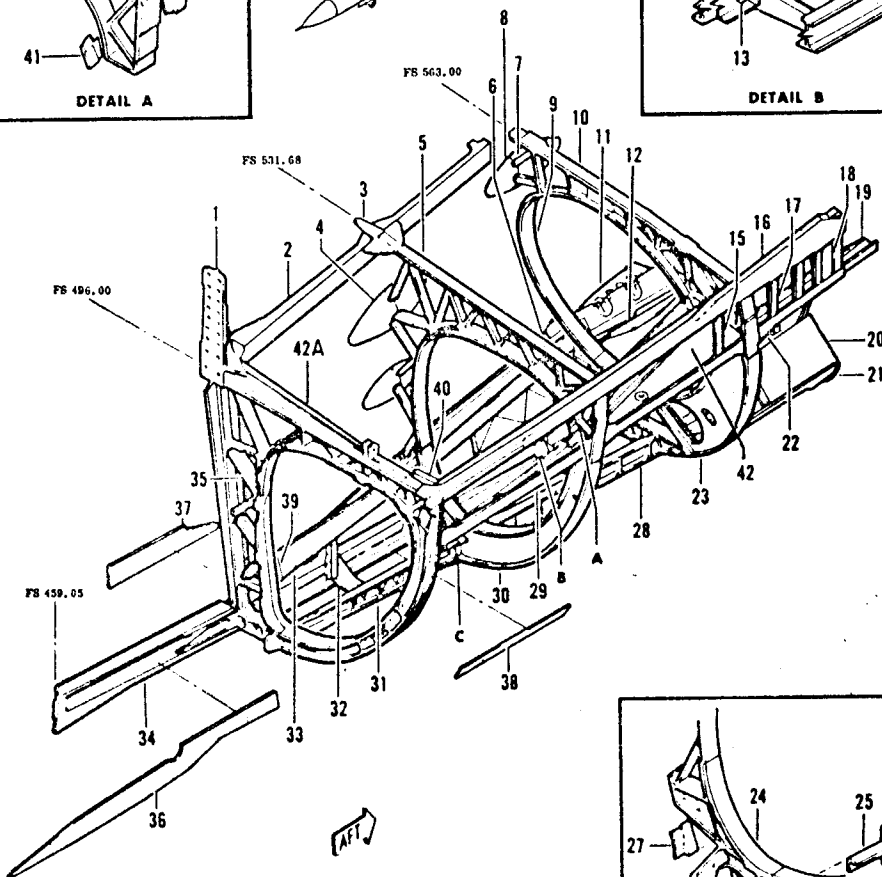
Typical Membrane
Support Installation



DETAIL A

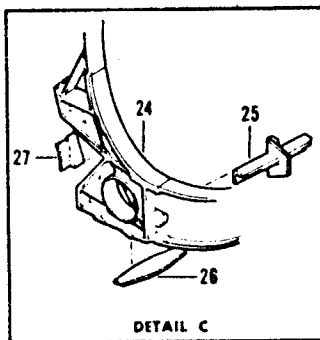


DETAIL B



12B043 NACELLE INSTALLATION DETAILS
NOT ILLUSTRATED

12B2923 Support	12B4943 Splice Details
12B2929 Support	12B4971 Support
12B2939 Support	12B4977 Support
12B4941 Filler	12B7928 Splice
12B4942 Splice	12B7933 Splice



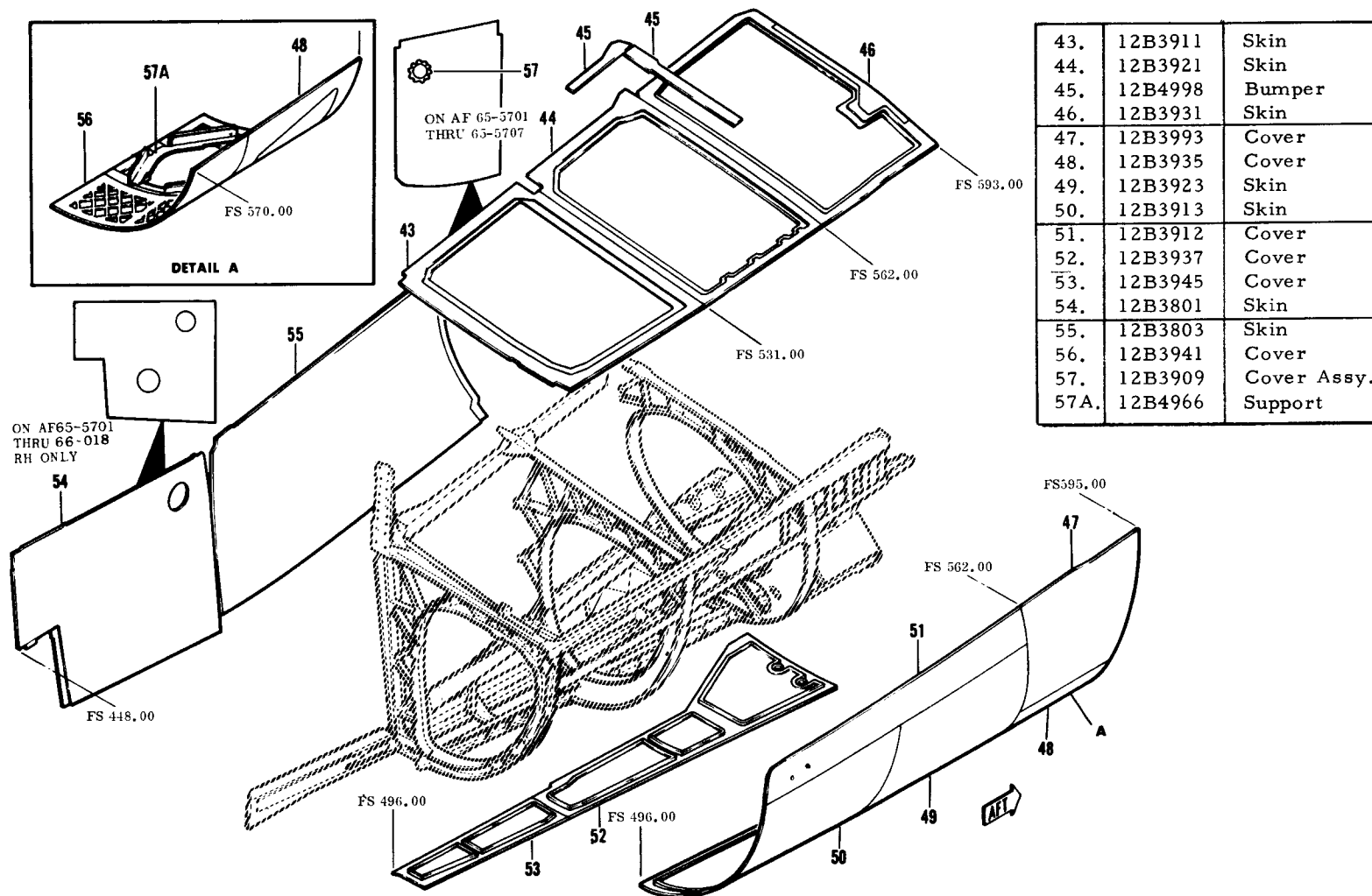
DETAIL C

1.	12B2910 12B2906 12B2907 12B2908 12B2909 12B1841	Former Assembly Fairing Details Inboard Former Outboard Former Lower Former Longeron
2.	12B4917	Plate
3.	12B7924	Fairing
4.	12B2921	Former
5.	12B4911	Beam Installation
6.	12B4951 12B4988	Splice Details Support
7.	12B2936	Support
8.	12B7935	Fairing
9.	12B2933	Splice
10.	12B2931	Former
11.	12B7940 12B4921 12B4952 12B4969 12B4981 12B7936	Beam Installation Beam Assembly Splice Support Splice Bracket Support
12.	12B4964	Support
13.	12B7923	Support
14.	12B7923	Support
15.	12B4996	Stiffeners
16.	12B1905	Longeron
17.	12B4996	Stiffener
18.	12B4997	Stiffener
19.	12B7904	Support (TAC 31-49)
20.	12B4937	Beam Assembly
21.	12B4953	Splice
22.	12B4927	Splice
23.	12B2932	Former
24.	12B4929	Splice
25.	12B4919	Splice
26.	12B4927	Splice
27.	12B4986	Support
28.	12B4922	Beam
29.	12B1910	Longeron Assembly
30.	12B2922	Former
31.	12B4912 12B4916	Beam Splice Details
32.	12B7921	Support Assembly
33.	12B3800	Skin Installation
34.	12B1831	Longeron
35.	12B7930	Fairing Installation
36.	12B1632	Doubler
37.	12B1632	Doubler
38.	12B1632	Doubler
39.	12B4985	Support
40.	12B2905	Splice
41.	12B4970 12B4991 12B4992 12B4993 12B4994 12B4995	Membrane Suppt. Inatl. Support Support Support Support Support
42.	12B1904	Longeron
42A.	12B2911	Support

MANUFACTURING ENGINEERING
ST-839-141A 7 June 1969

F-111 AFT CENTER FUSELAGE - SIDE ASSY. SKINS

ITEM 8300 - TAC 31 - 159

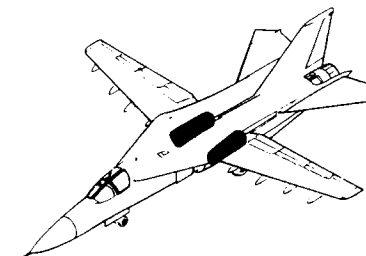
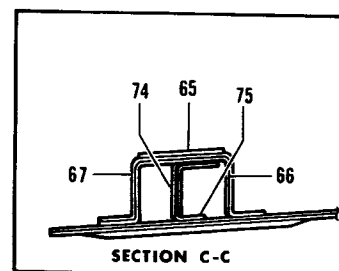
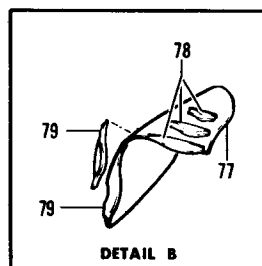
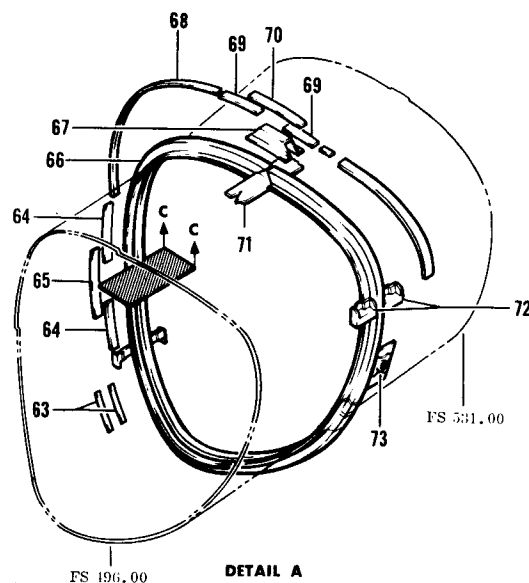
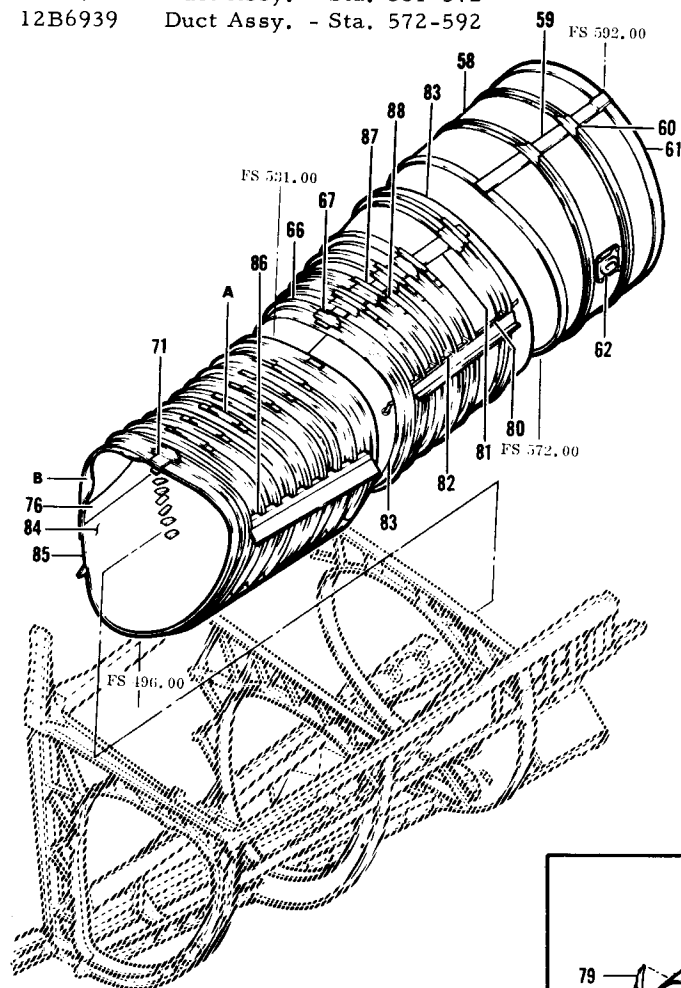


MANUFACTURING ENGINEERING
ST-839-142A 7 June 1969

F-111 AFT CENTER FUSELAGE - SIDE ASSY - DUCTS

TAC 31-159

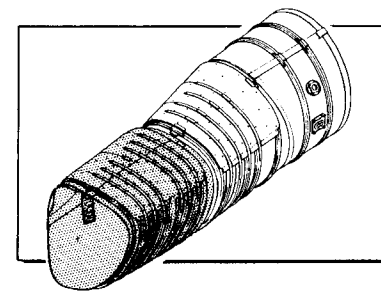
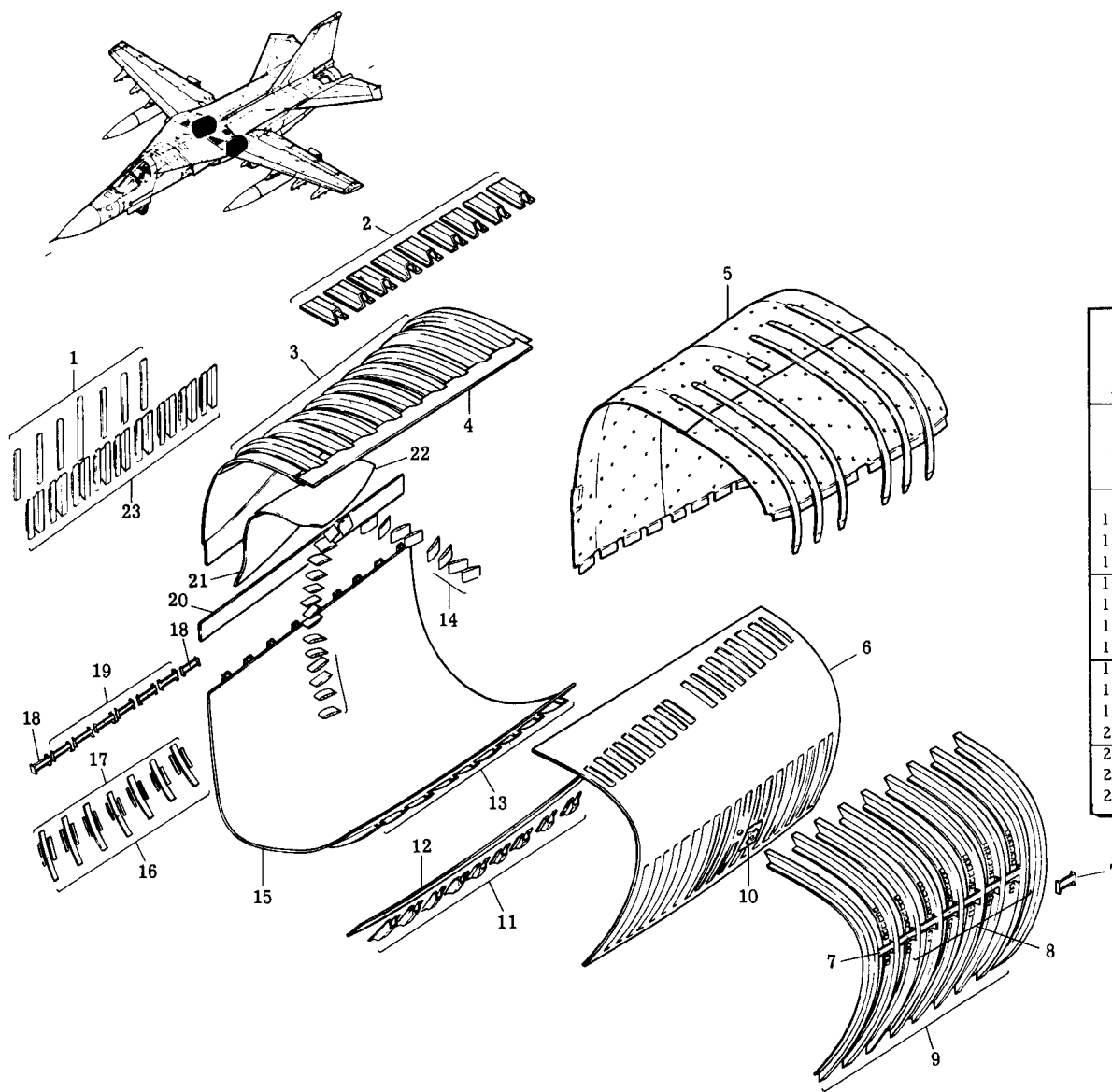
12B6920 Duct Assy. - Sta. 496-531
 12B6930 Duct Assy. - Sta. 531-572
 12B6939 Duct Assy. - Sta. 572-592



58.	12B6939	Skin
59.	12B6939	Splice Skin
60.	12B6939	Splice Hat
61.	12B6939	Hat
62.	12B4967	Support Assy.
	12B4968	Support
63.	12B6920	Radius Block
64.	12B6922	Slug
65.	12B6922	Slug Splice
66.	12B6922	Stiffener
67.	12B6922	Stiffener Splice
68.	12B6920	Retainer
69.	12B6922	Slug
70.	12B6922	Slug Splice
71.	12B6920	Splice
72.	12B4983	Support Casting
73.	12B4973	Support
74.	12B6922	Divider
75.	12B6922	Divider Splice
76.	12B4975	Skin
77.	12B4974	Skin
78.	12B4974	Support
79.	12B4975	Stiffener
80.	12B4982	Support
81.	12B6930	Splice
82.	12B4972	Support Casting
83.	12B6931	Skin
84.	12B6921	Skin
85.	12B6905	Splice Installation
86.	12B4984	Support Casting
87.	12B6922	Stiffener
88.	12B6922	Slug

F-111 INLET DUCT, STA 496-531

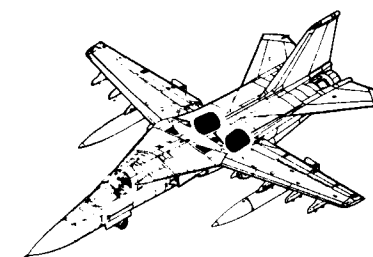
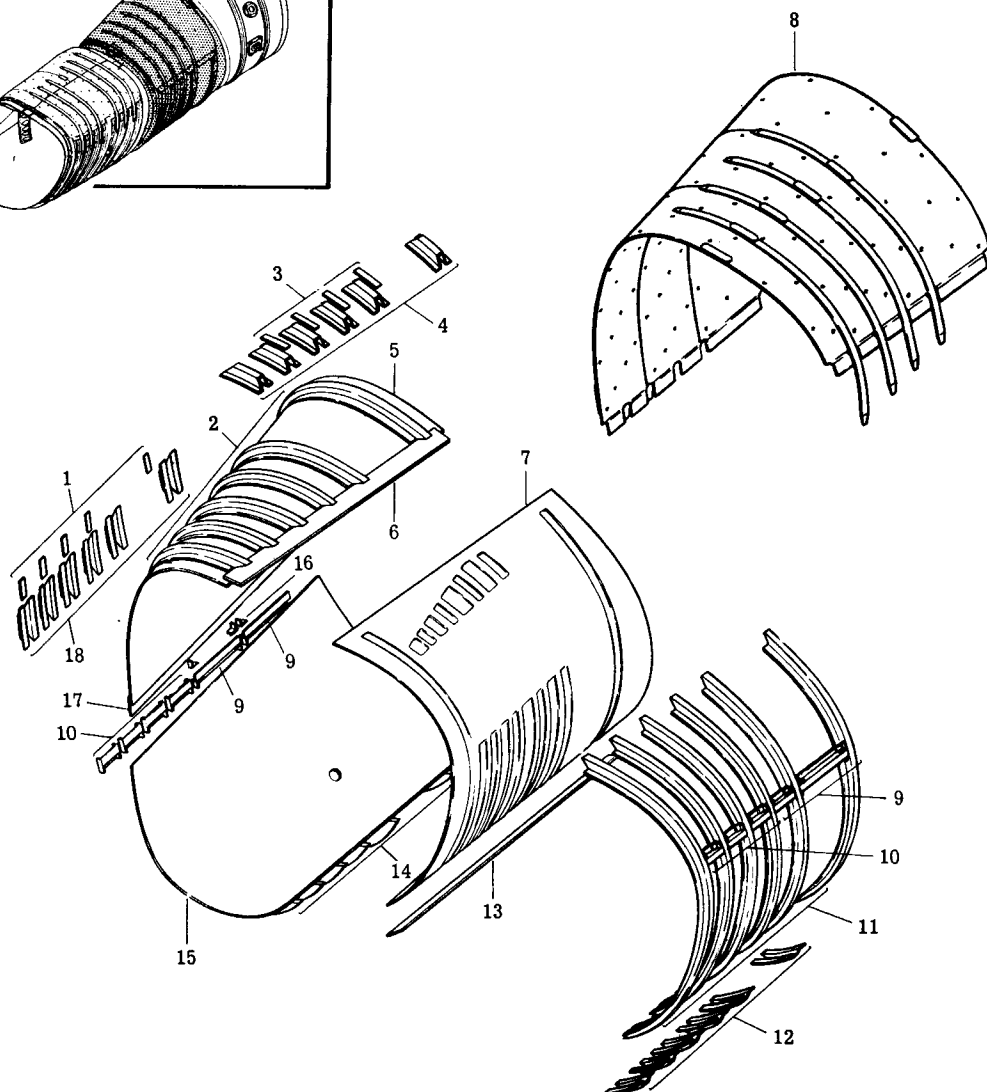
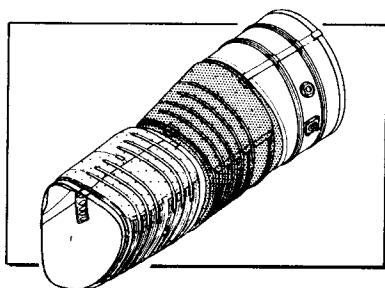
TAC 31-159



1.	12B6922	Slug Splice, Inbd. Upr.
2.	12B6922	Stiffener Splice Upr.
3.	12B6922	Stiffener, Upr. Inbd.
4.	12B6920	Skin Splice, Upr.
5.	12B6940	Air Director Assy.
6.	12B6921	Skin, Upr. Outbd.
7.	12B4984	Support, Membrane, Outbd.
8.	12B4983	Support, Membrane, Outbd.
9.	12B6922	Stiffener, Outbd.
10.	12B4973	Plate
11.	12B6922	Stiffener Splice, Lwr.
12.	12B6920	Skin Splice, Outbd.
13.	12B6922	Stiffener, Lwr.
14.	12B4978	Vanes, Vortex Generator
15.	12B6921	Skin, Lower
16.	12B6922	Slug, Inbd. Lwr.
17.	12B6920	Radius Block
18.	12B4984	Support, Membrane, Inbd.
19.	12B4983	Support, Membrane, Inbd.
20.	12B6920	Skin Splice Inbd.
21.	12B4975	Fairing
22.	12B4974	Fairing
23.	12B6922	Stiffener Splice, Inbd.

F-111 INLET DUCT, STA. 531-572

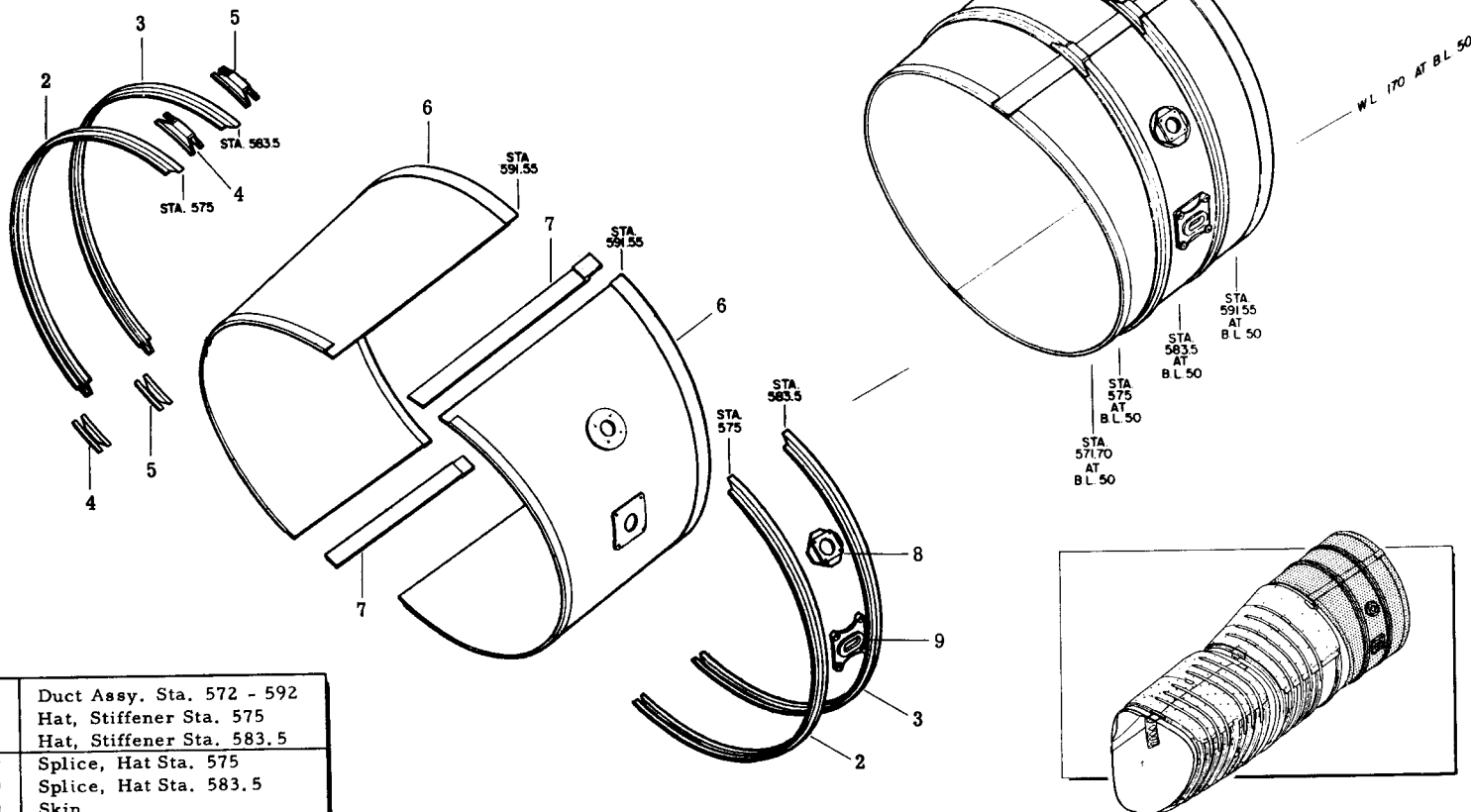
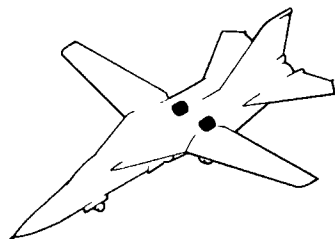
TAC 31-159



1.	12B6922	Fillers, Stiffener, Inbd.
2.	12B6922	Stiffeners, Inbd. Upr.
3.	12B6922	Fillers, Stiffener, Upr.
4.	12B6922	Splice, Stiffener
5.	12B6931	Skin, Upr. Inbd.
6.	12B6930	Splice, Skin, Upr.
7.	12B6931	Skin, Outbd.
8.	12B6940	Air Director Assy.
9.	12B4982	Support, Membrane
10.	12B4972	Support, Membrane
11.	12B6922	Stiffeners, Outbd.
12.	12B6922	Splice, Stiffener
13.	12B6930	Splice, Skin, Lwr.
14.	12B6922	Stiffeners, Lwr.
15.	12B6931	Skin, Lwr.
16.	12B4982	Clips
17.	12B6930	Splice, Skin, Inbd.
18.	12B6922	Splice, Stiffener

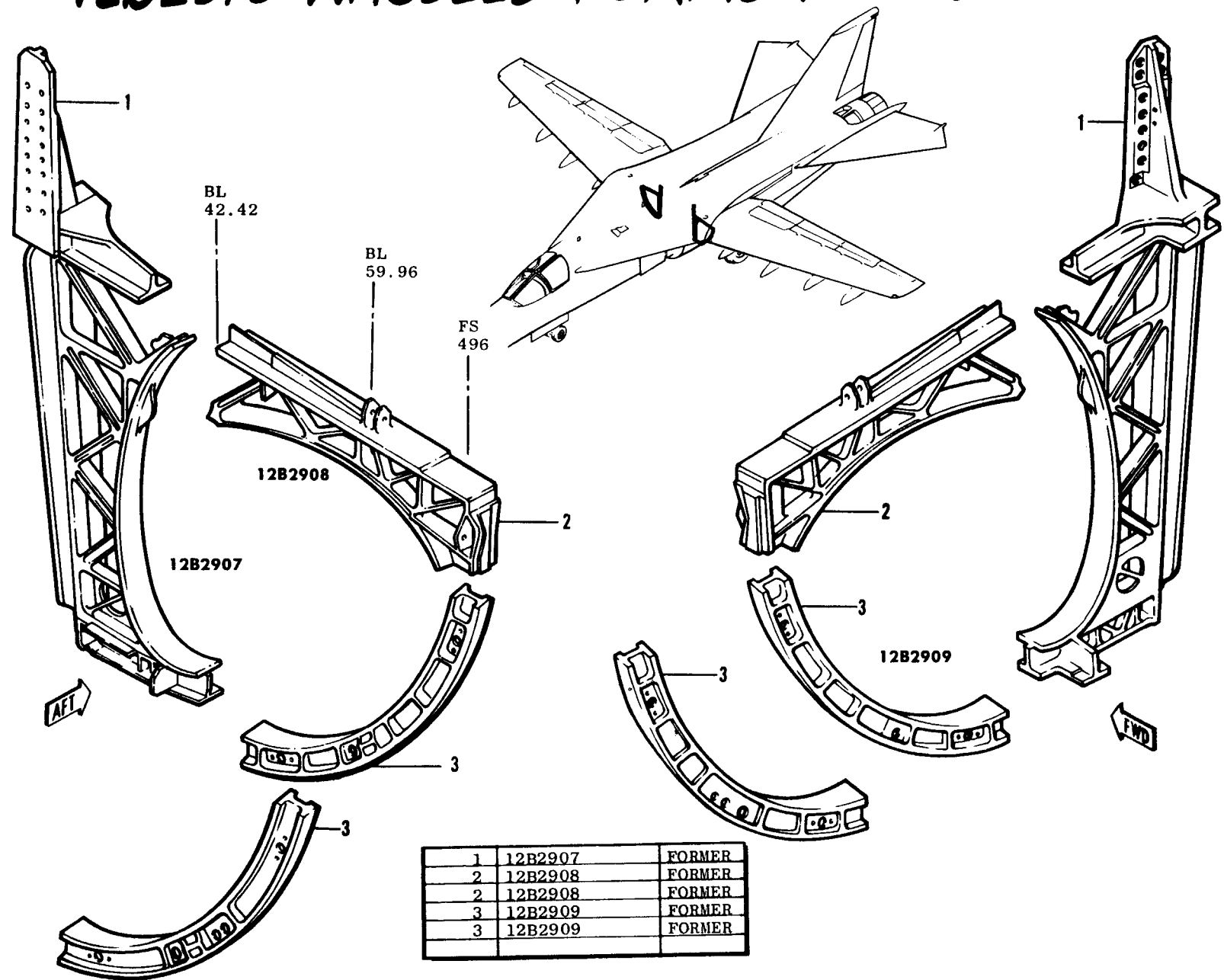
F-111 INLET DUCT, STA. 572-592

TAC 31-159



1.	12B6939	Duct Assy. Sta. 572 - 592
2.	12B6939	Hat, Stiffener Sta. 575
3.	12B6939	Hat, Stiffener Sta. 583.5
4.	12B6939	Splice, Hat Sta. 575
5.	12B6939	Splice, Hat Sta. 583.5
6.	12B6939	Skin
7.	12B6939	Splice Skin
8.	12B4968	Support Assy.
9.	12B4967	Bracket Assy.

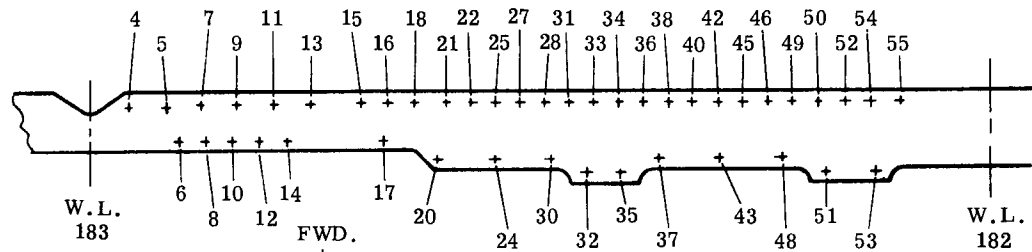
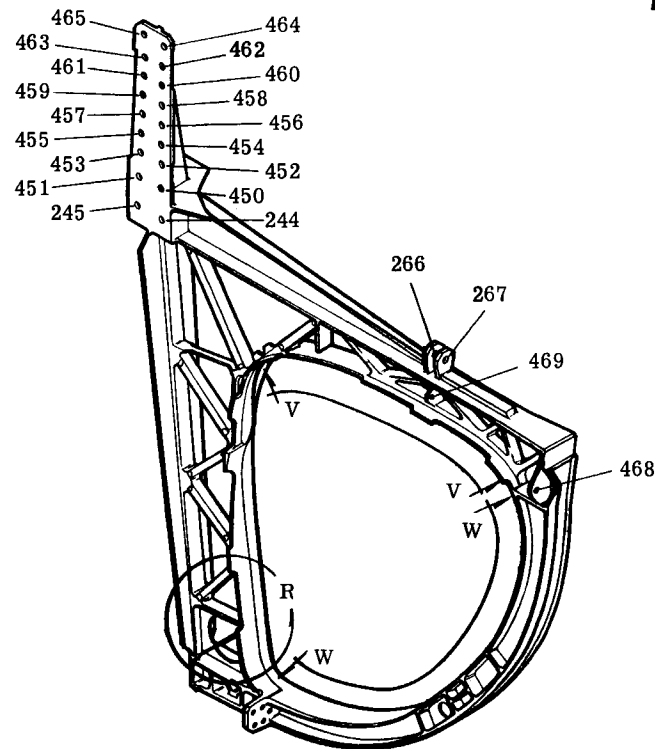
12B2910 NACELLE FORMER - Sta. 496



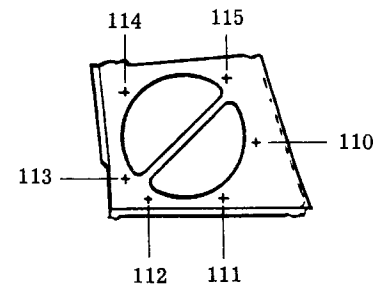
1	12B2907	FORMER
2	12B2908	FORMER
2	12B2908	FORMER
3	12B2909	FORMER
3	12B2909	FORMER

12B 2910 FORMER HOLE #'S

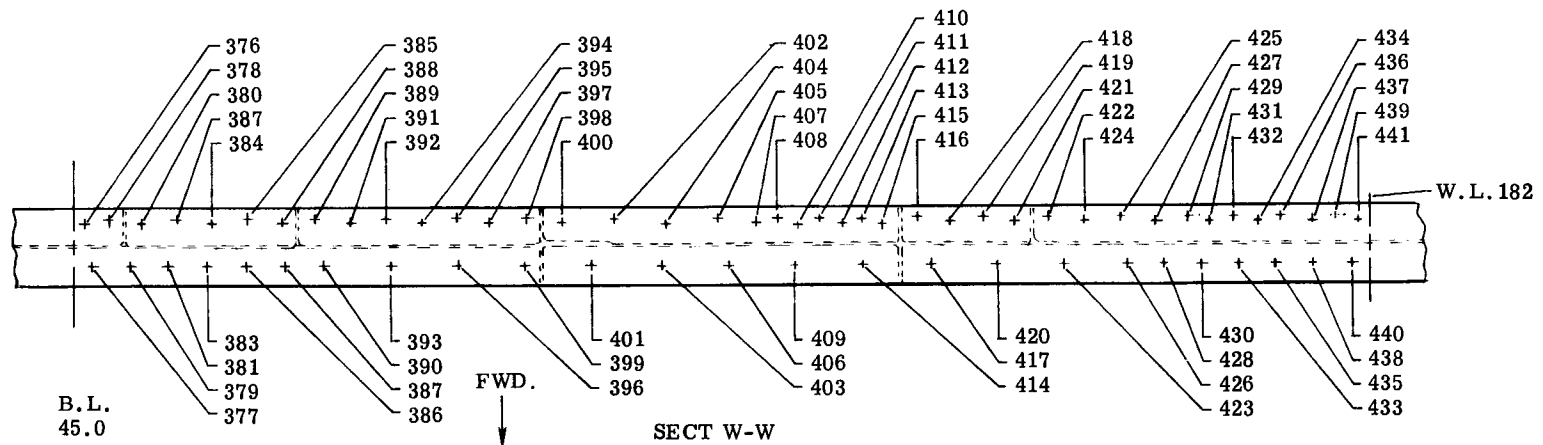
DET. 'R', SECT'S. V-V, W-W



SECT. V-V



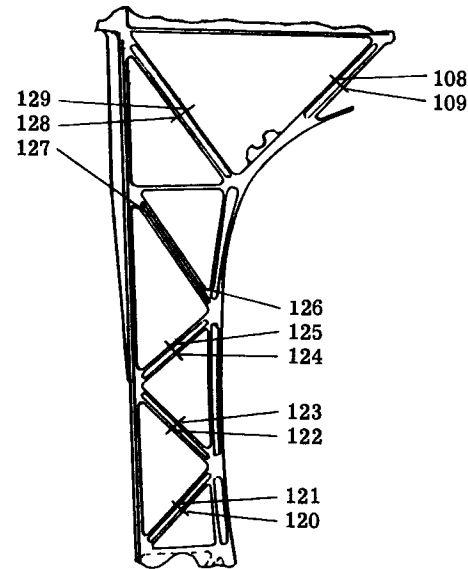
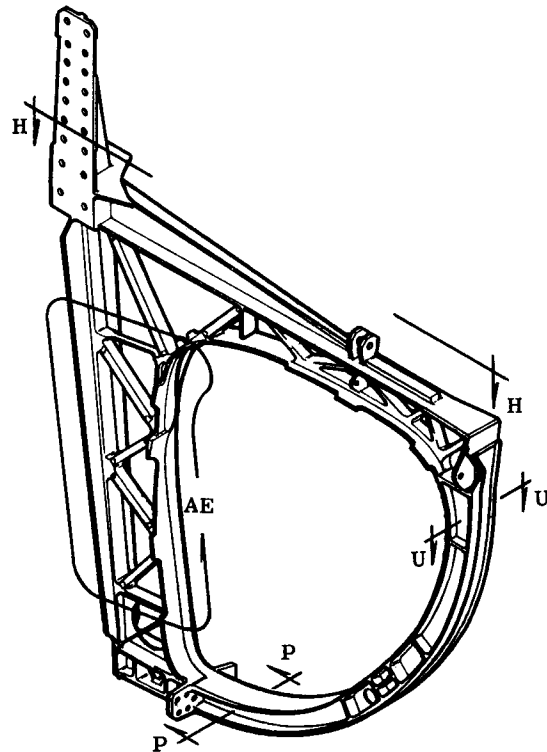
DETAIL R



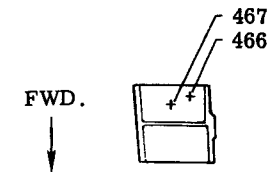
SECT W-W

12B 2910 FORMER HOLE #'s

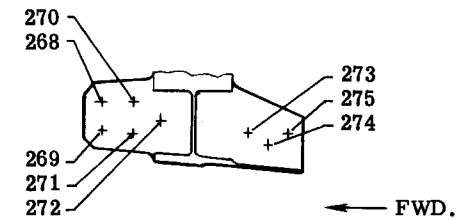
DET. 'AE', SECT'S, H-H, U-U, P-P



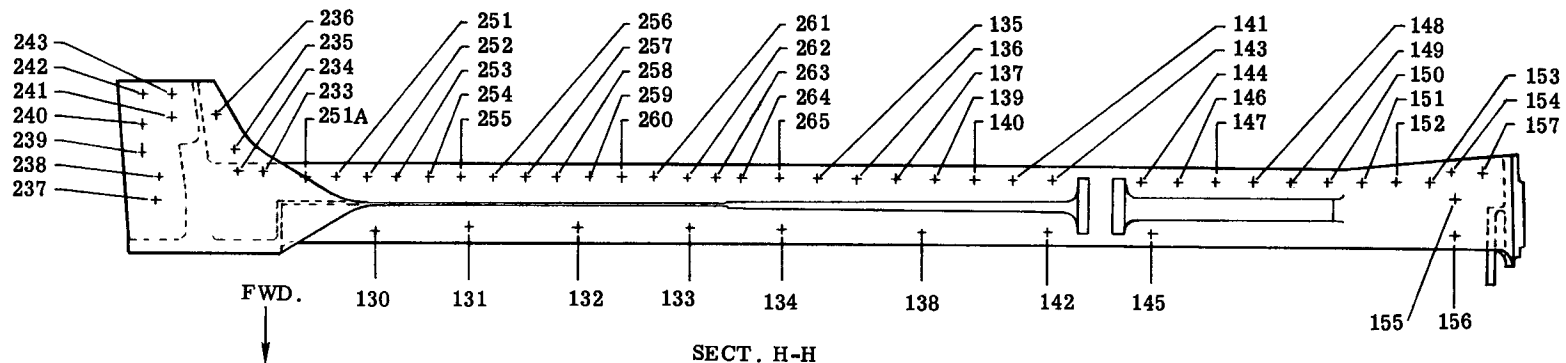
DETAIL AE



SECT. U-U

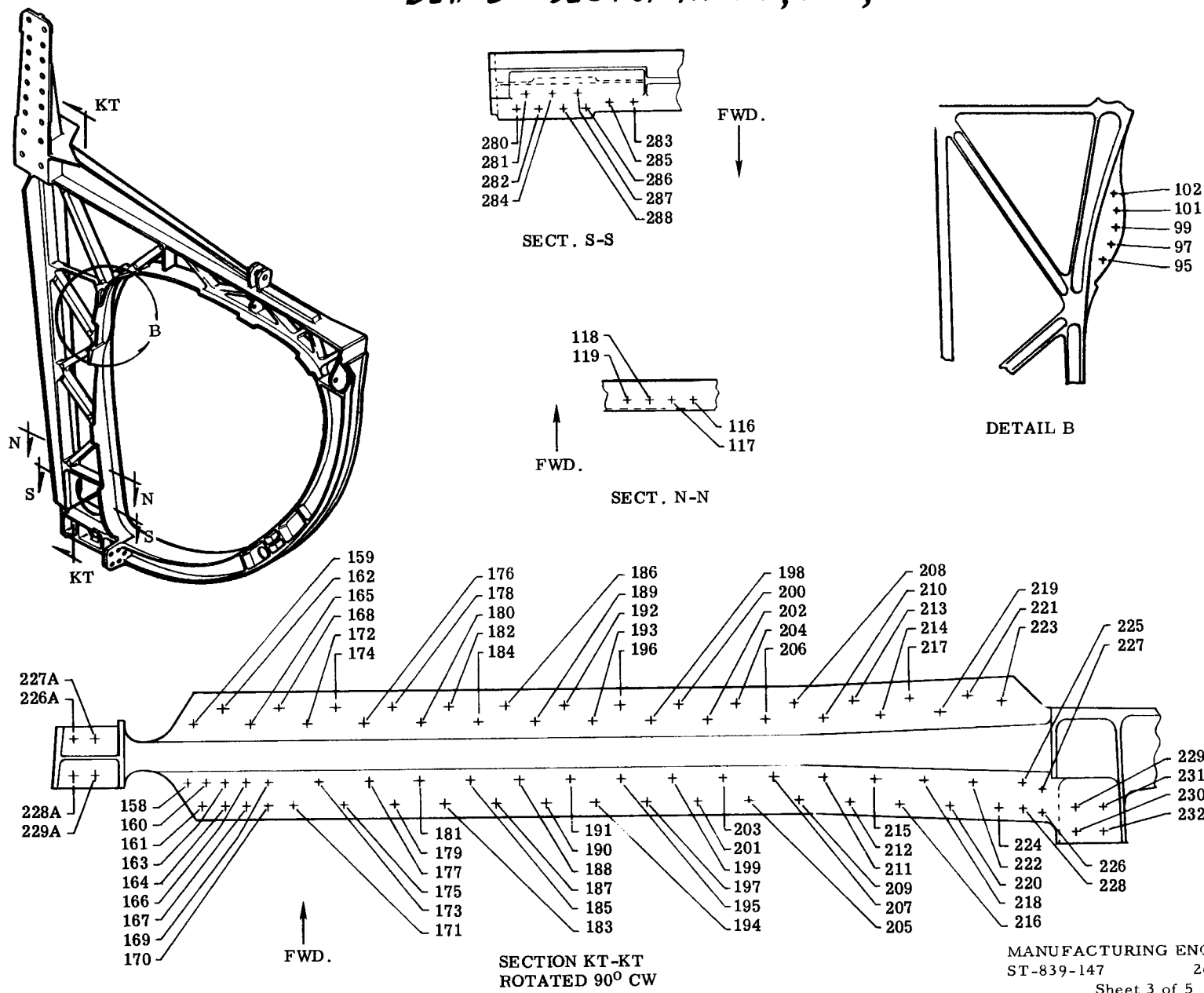


SECT. P-P



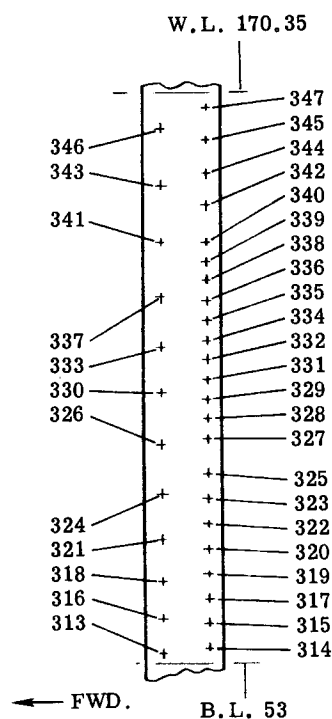
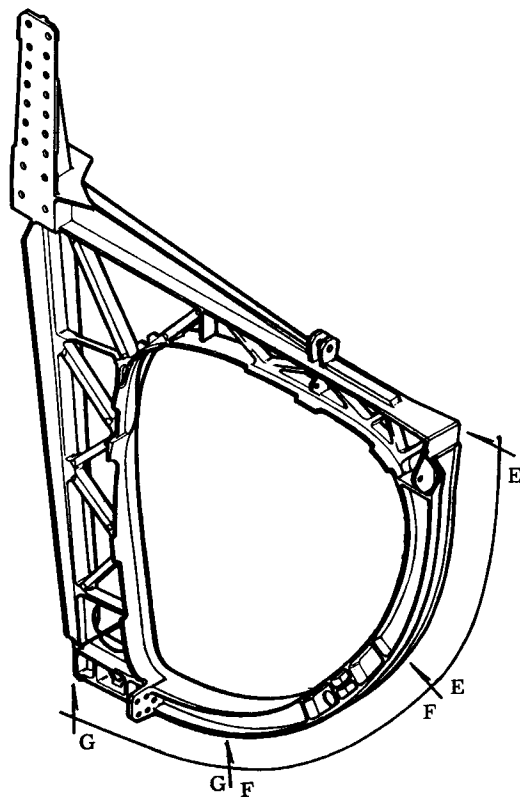
SECT. H-H

12B 2910 FORMER HOLE #'s **DET. 'B' SECT'S. KT-KT, N-N, S-S**

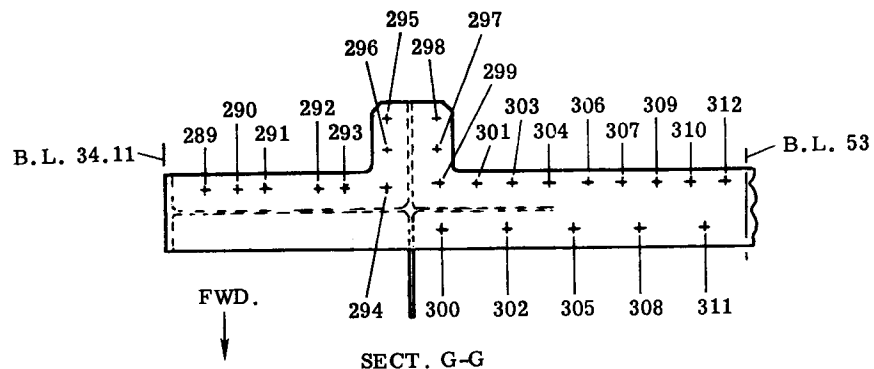


12B 2910 FORMER HOLE #'S

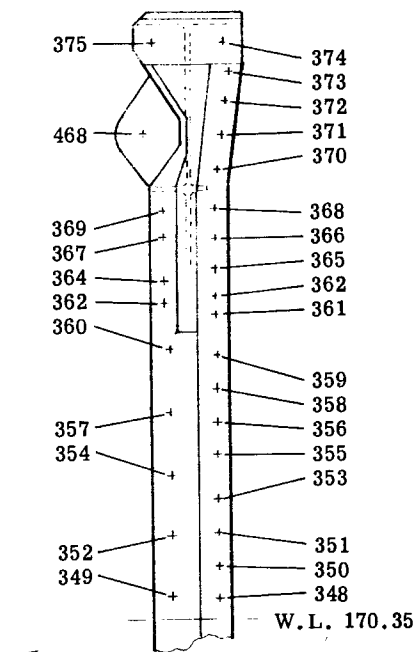
SECT'S. E-E, F-F, G-G



SECT. F-F

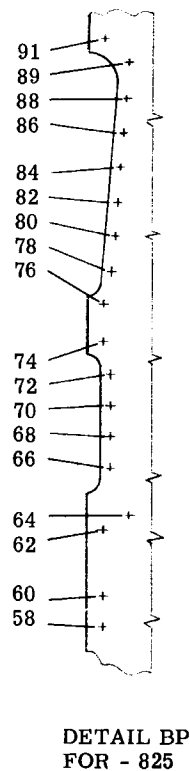
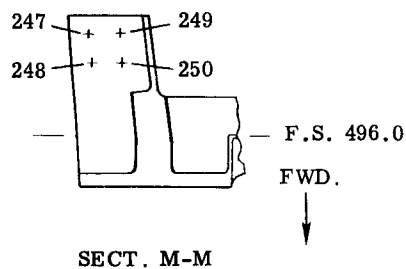
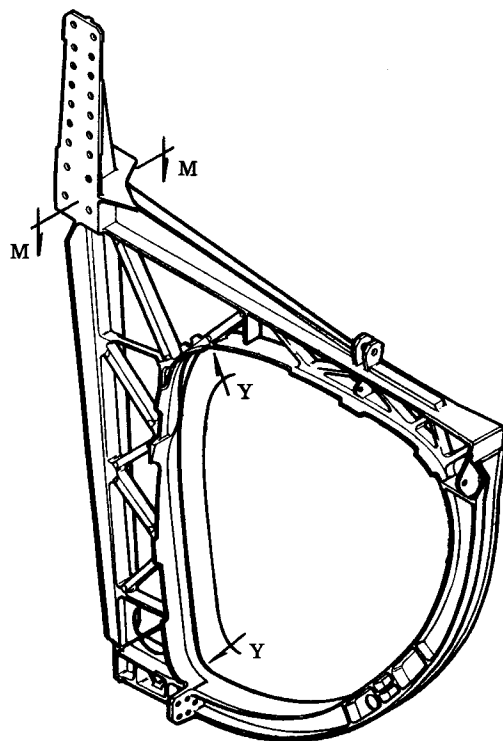


SECT. G-G

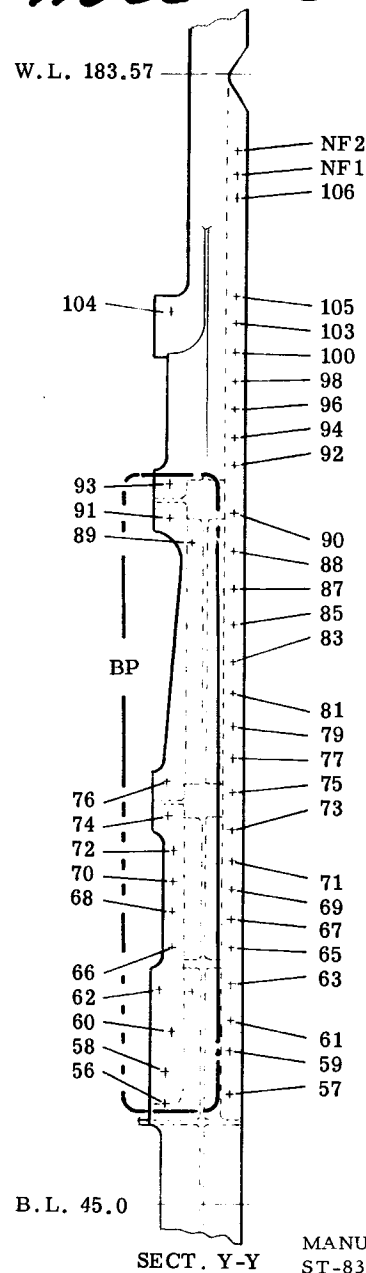


SECT. E-E

12B 2910 FORMER HOLE #'s SECT'S. M-M, Y-Y

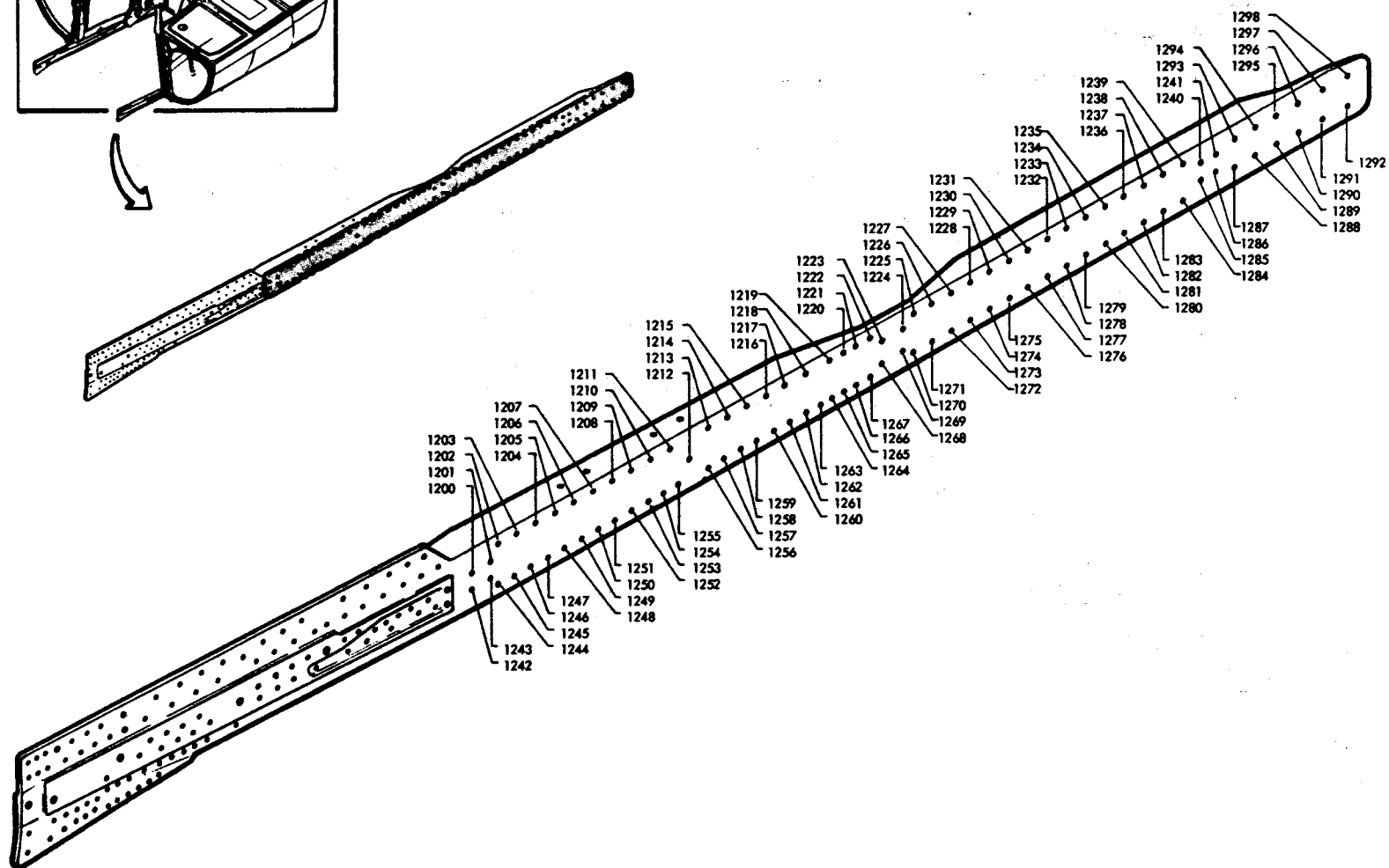



FWD.



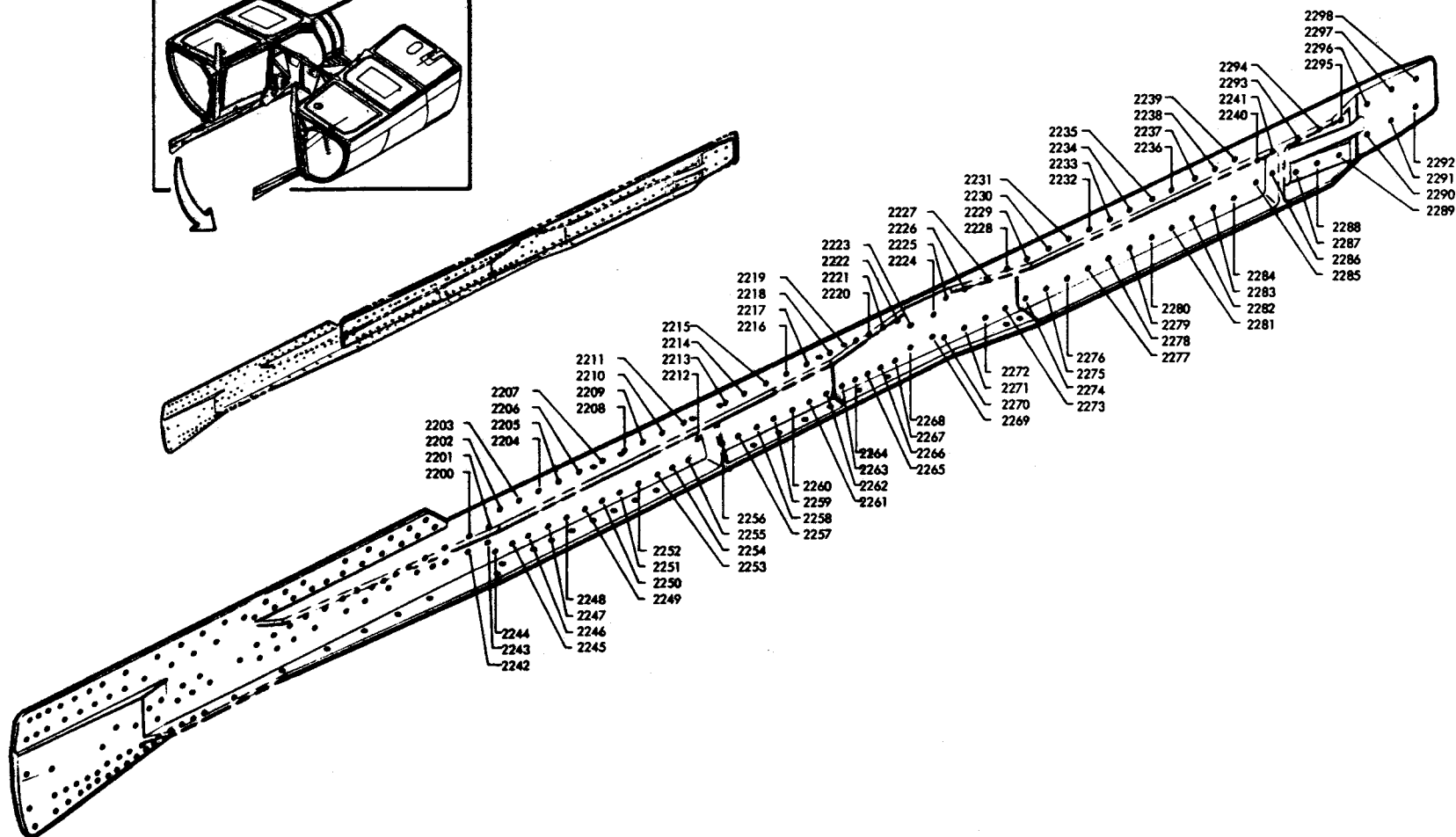
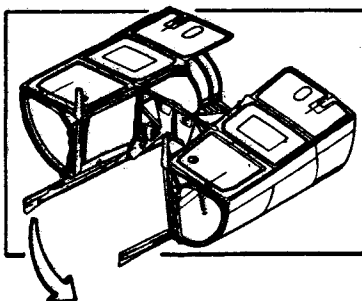
12B 1831 LONGERON

TAC 160-on
L.H. SIDE A/C



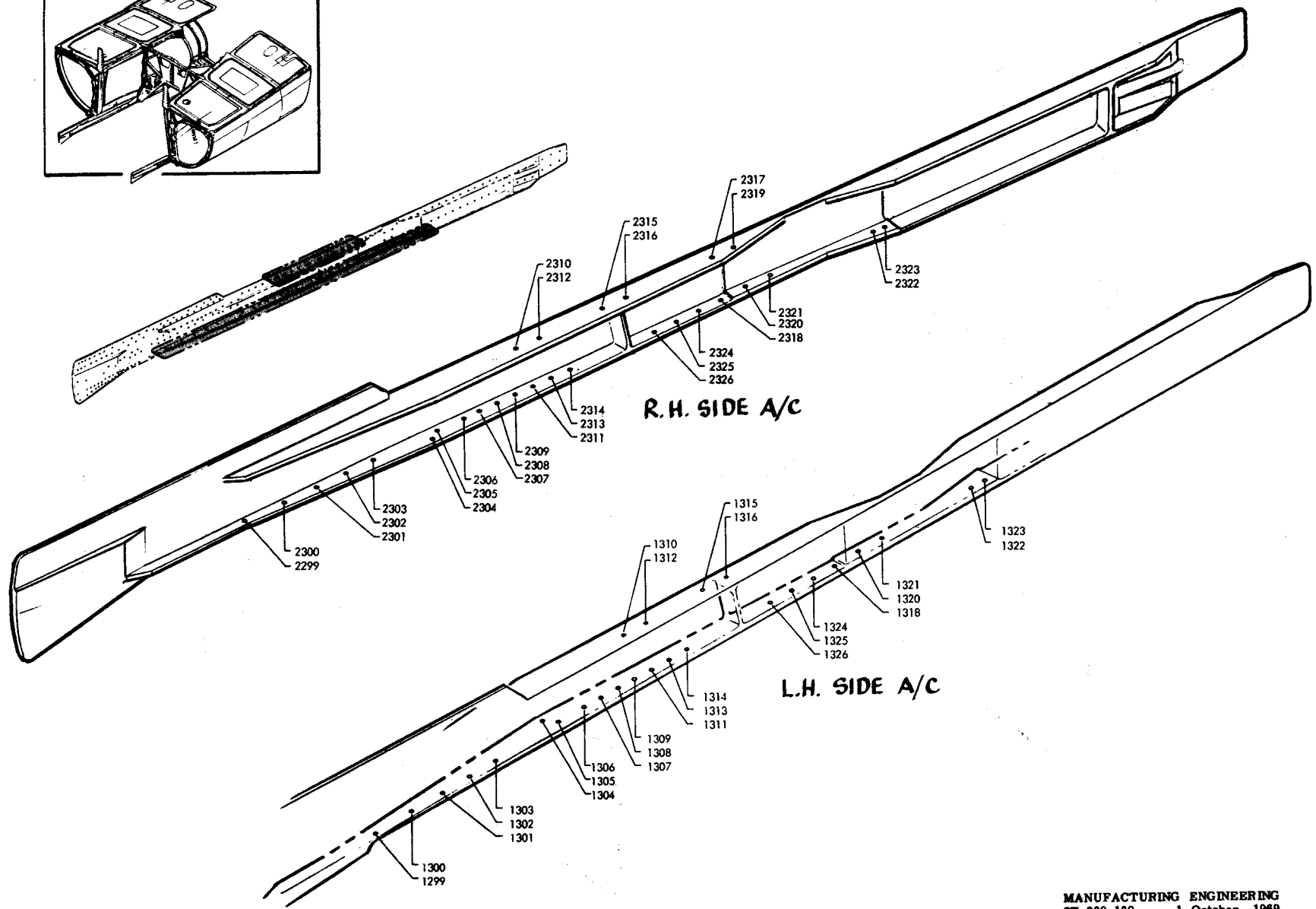
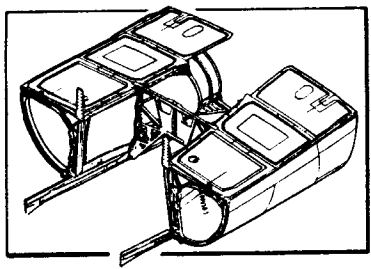
12B 1831 LONGERON

TAC 160-ON
R.H. SIDE A/C



12B 1831 LONGERON

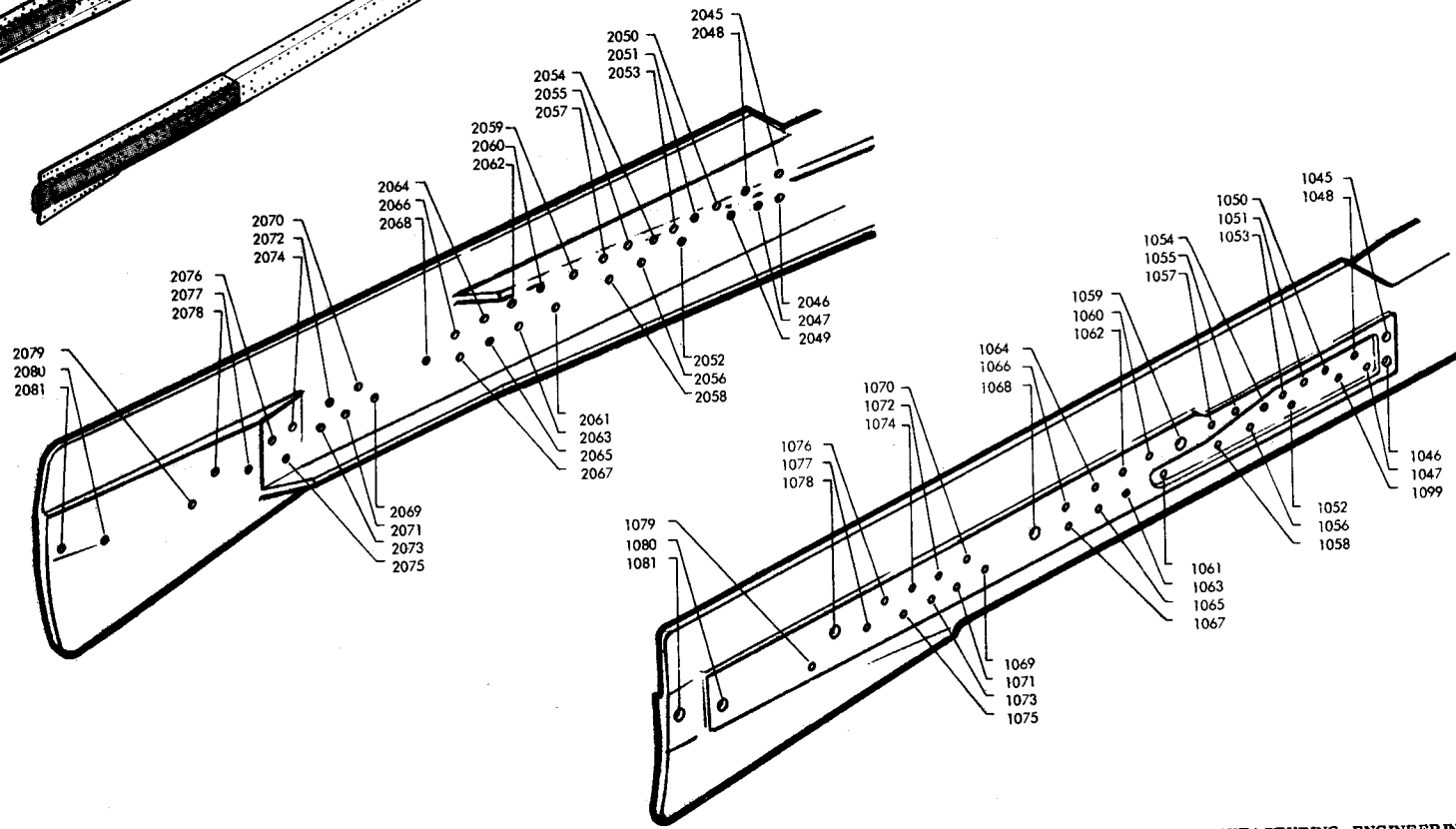
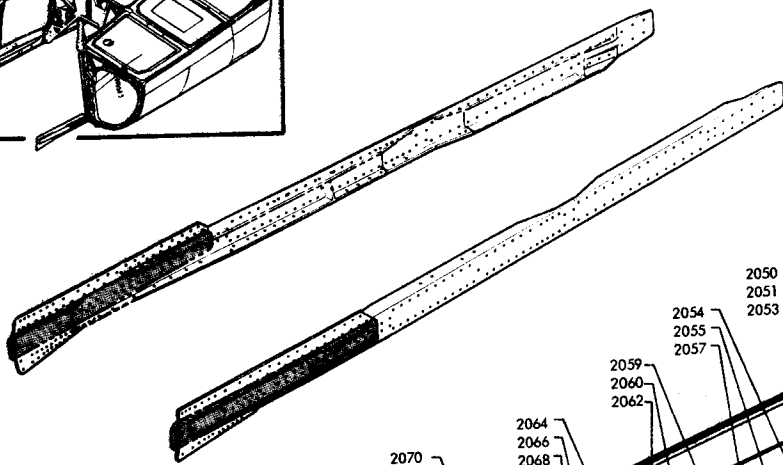

TAC 160-ON



281a

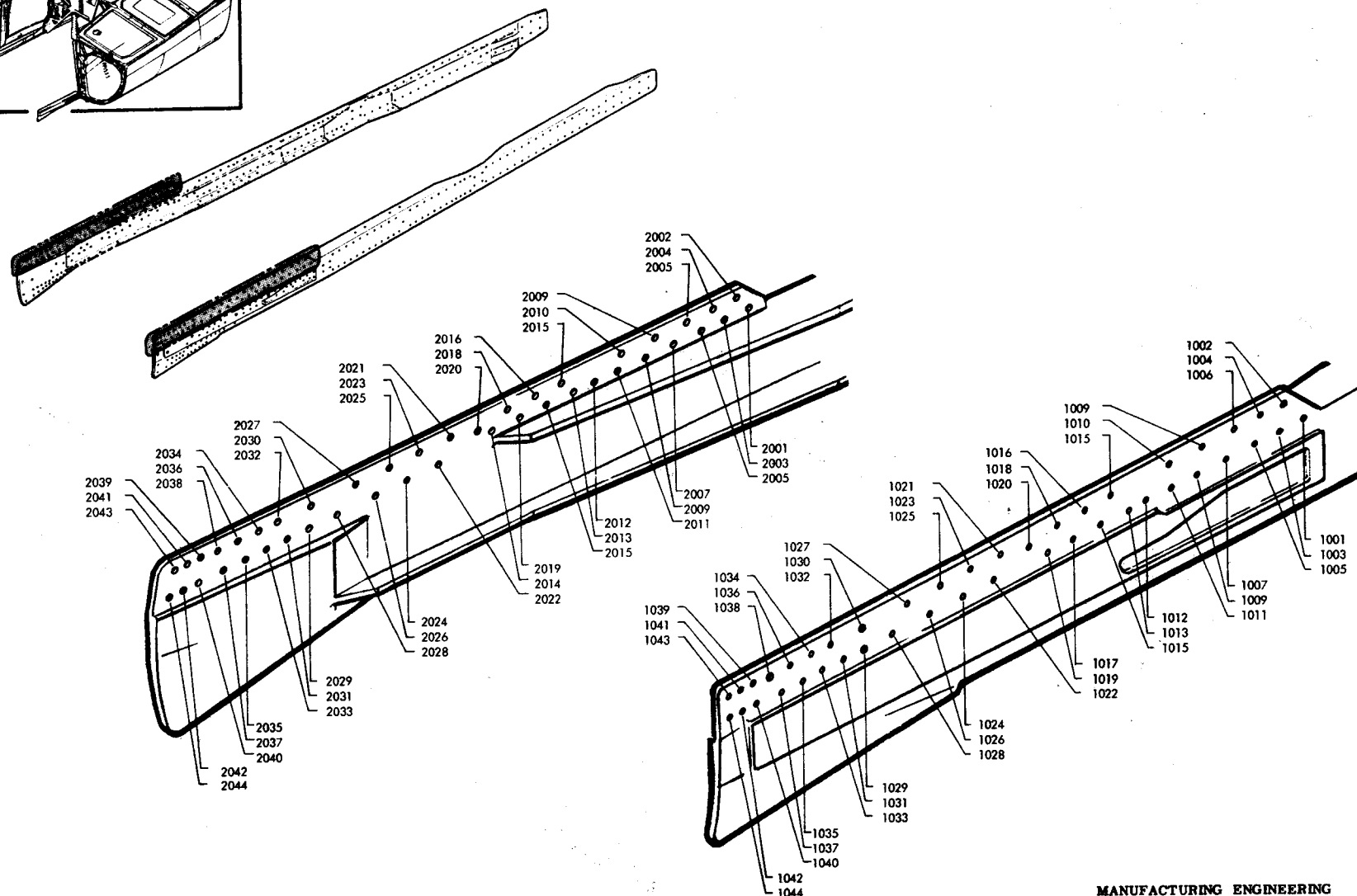
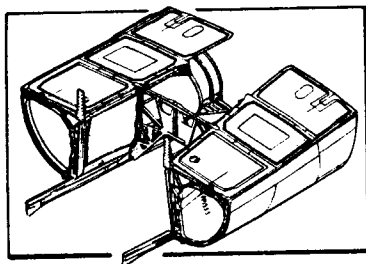
12B 1831 LONGERON

TAC 160-ON



12B 1831 LONGERON

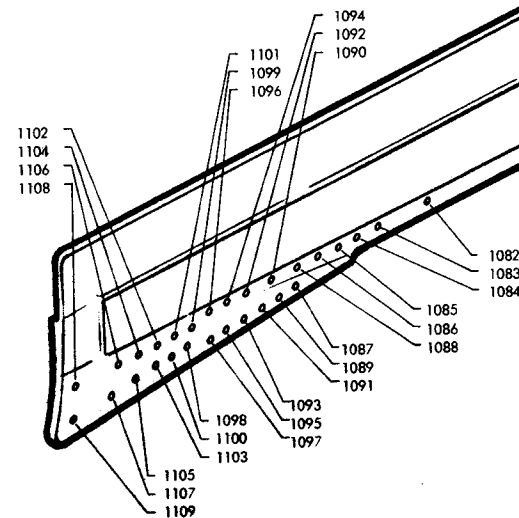
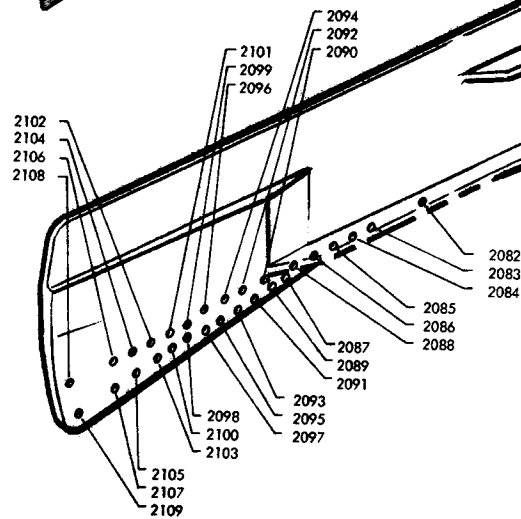
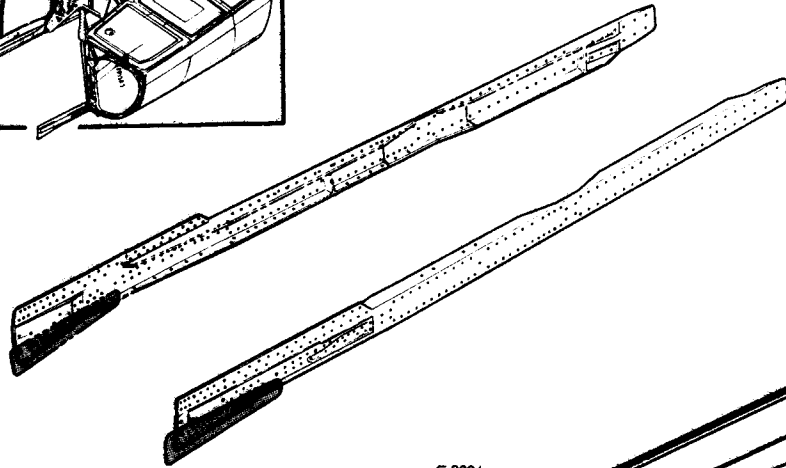
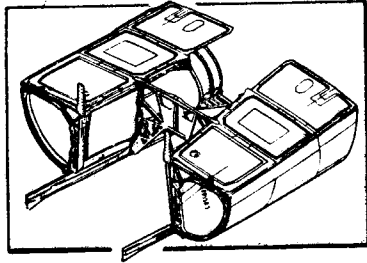
TAC 160-ON



282a

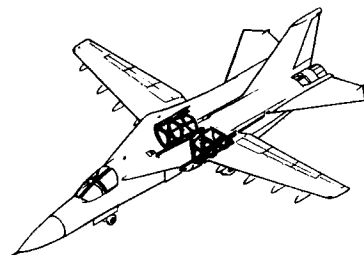
12B 1831 LONGERON

TAC 160-ON

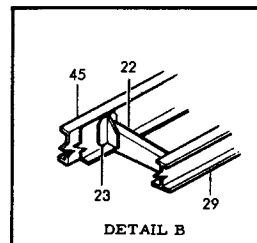
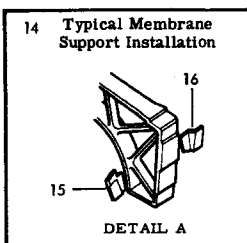
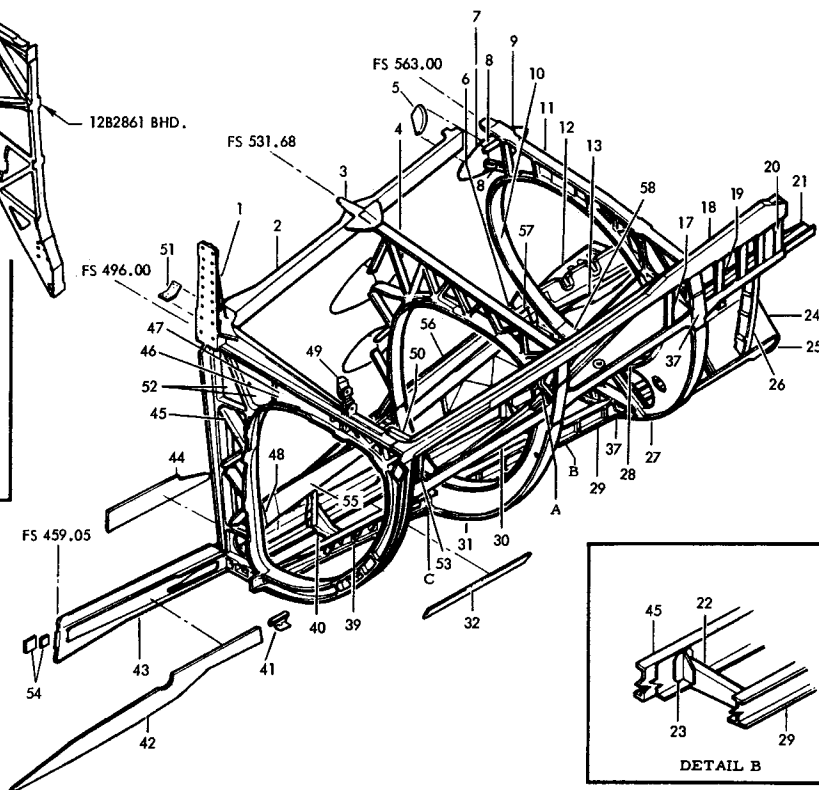
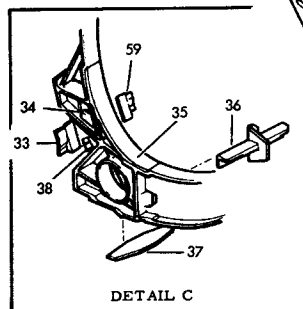
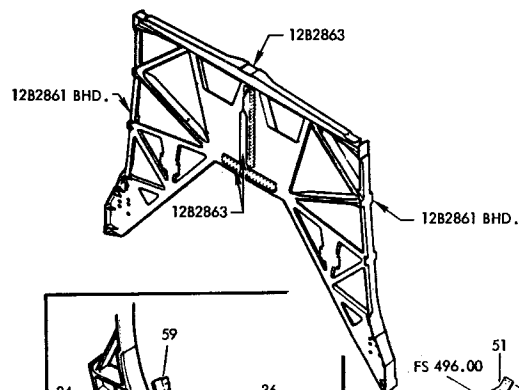


AFT CENTER FUSELAGE SIDE ASSEMBLY STRUCTURE

F-111E (A1;160 & ON) FB-111A (3 & ON)



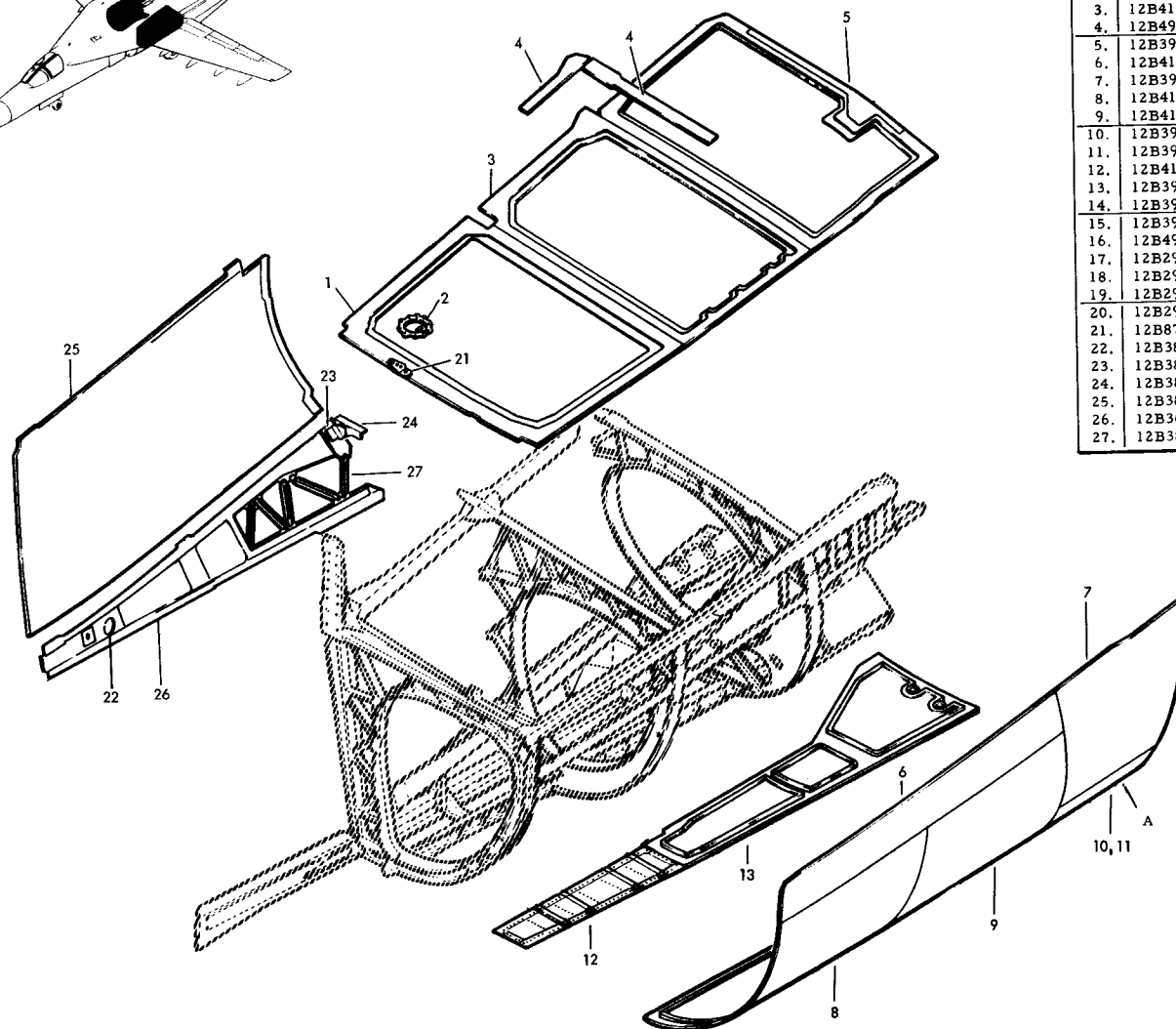
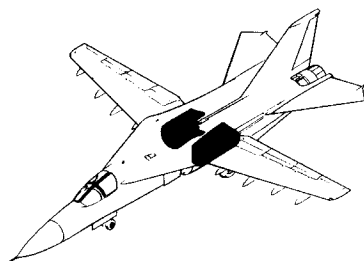
12B002 ASSY
12B048 INSTL. NAC.
12B800 FUSE. ASSY.
12B41100 NAC. ASSY.
12B41150 SKIN INSTL.
12B41200 STRUCTURAL ASSY.
12B41250 DUCT INSTL.
12B41267 SUPPORT INSTL.



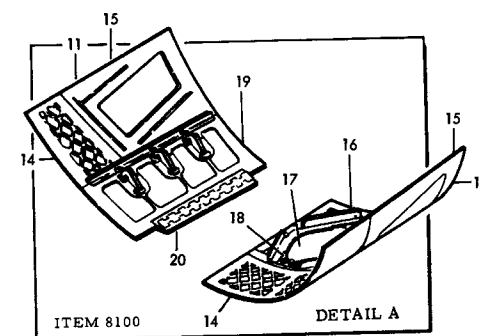
12B41200	Structural Assy
1. 12B41210	Former - Sta. 496 Assy.
2. 12B1841	Longeron - Lwr. Sta. 459.05-570.78
3. 12B4917	Plate - Splice Upper Inbd. Sta. 531
4. 12B41221	Former - Nacelle upper Sta. 531
5. 12B41205	Fairing Inlet Duct
6. 12B41111	Beam Installation Lower - Sta. 496-572
7. 12B41205	Fairing Instl. Fuse. Bound Air Duct 572
8. 12B2936	Supports - Upper Inboard Sta. 572
9. 12B41205	Fairing - Bhd. Lug, Upper Inbd. Sta. 560
10. 12B41233	Splice - Inlet Duct Sta. 592
11. 12B41231	Former - Nacelle Upper - Sta. 572
12. 12B048	Beam Installation - Sta. 572 - 593
12B4937	Splice Details - Sta. 575 - 583
12B41121	Splice Details - Sta. 575 - 583
12B048	Splice Installation - Sta. 572
13. 12B41121	Support - Boundary Air Beam Out. 572-593
14. 12B41267	Support Instl. - Membrane Sta. 496-565
12B41257	Membrane Support - Sta. 565
12B41259	Membrane Support - Sta. 565
15. 12B41265	Membrane Support - Sta. 531
16. 12B41258	Membrane Support - Sta. 531
17. 12B4949	Stiffener - Outboard Longeron Sta. 559.50
18. 12B41105	Longeron - Upper Outboard Sta. 496-585
19. 12B4948	Stiffener - Outbd. Long. Sta. 569.94 & 574.18
20. 12B4997	Stiffener - Outboard Longeron Sta. 579
21. 12B41110	Suppt. - Longeron - Nacelle Outbd. Sta. 591
22. 12B7923	Support - Lower Sta. 558
23. 12B7923	Support - Lower Sta. 558
24. 12B4937	Support - Beam Outboard Sta. 572-593
25. 12B4957	Splice - Oil Cooler Frame to Sta. 593
26. 12B4930	Beam Instl. Outboard Nacelle Sta. 580
27. 12B41232	Former - Nacelle - Lower Sta. 592
28. 12B41110	Longeron - Sta. 496-593 Assy. of
29. 12B4922	Beam - Lower Sta. 531-593
30. 12B41104	Longeron - Sta. 496-585 Outboard
31. 12B41222	Former Nacelle Upper Sta. 531
32. 12B090	Doubler
33. 12B41111	Support - Membrane Sta. 531
34. 12P299	Bracket Details - Support Engine Supply
35. 12B4929	Splice Inlet Duct Former Sta. 531
36. 12B4919	Splice - Lower Beam Sta. 531
37. 12B4927	Splice Plates - Nacelle Ext.
38. 12B4111	Filler - Membrane Inbd. Lwr. Duct Sta. 531
39. 12B41112	Beam - Lower Sta. 496-532
40. 12B41211	Stiffener - Nacelle Lower Sta. 496-531
41. 12B41116	Splice Detail Lower Beam Sta. 496
42. 12B085	Doubler
43. 12B3800	Longeron - Lower Sta. 459.05 - 570.78
44. 12B085	Doubler
45. 12B41206	Fairing - Former Truss Sta. 496
46. 12B41217	Seal Installation - Bulkhead Sta. 496
47. 12B41217	Seal Bulkhead Sta. 496
48. 12B41111	Support - Membrane Sta. 496
49. 12B048	Link, Support - Nacelle Sta. 496 Assy. of
50. 12B41217	Splice - Outboard Underwing Sta. 496
51. 12B3800	Splice Detail Underwing Longeron
12B800	Splice Detail Underwing Longeron
52. 12B048	Seal Bulkhead - Sta. 496 Installation
12B41186	Seal Detail
12B41184	Spacer
12B41188	Seal Detail
12B41189	Seal Detail
53. 12B5870	Support - Beam Sta. 499.5
54. 12B3800	Radius Block Cowl Track
55. 12B41111	Beam Detail
56. 12B41111	Beam Detail
57. 12B41111	Support - Membrane Sta. 572
58. 12B7938	Splice - Inlet Duct Sta. 572
59. 12B41111	Support - Membrane Sta. 531

111 AFT CENTER FUSELAGE SIDE ASSY. SKINS

ITEMS 8100-8300 TAC 160-ON, FB 3-ON

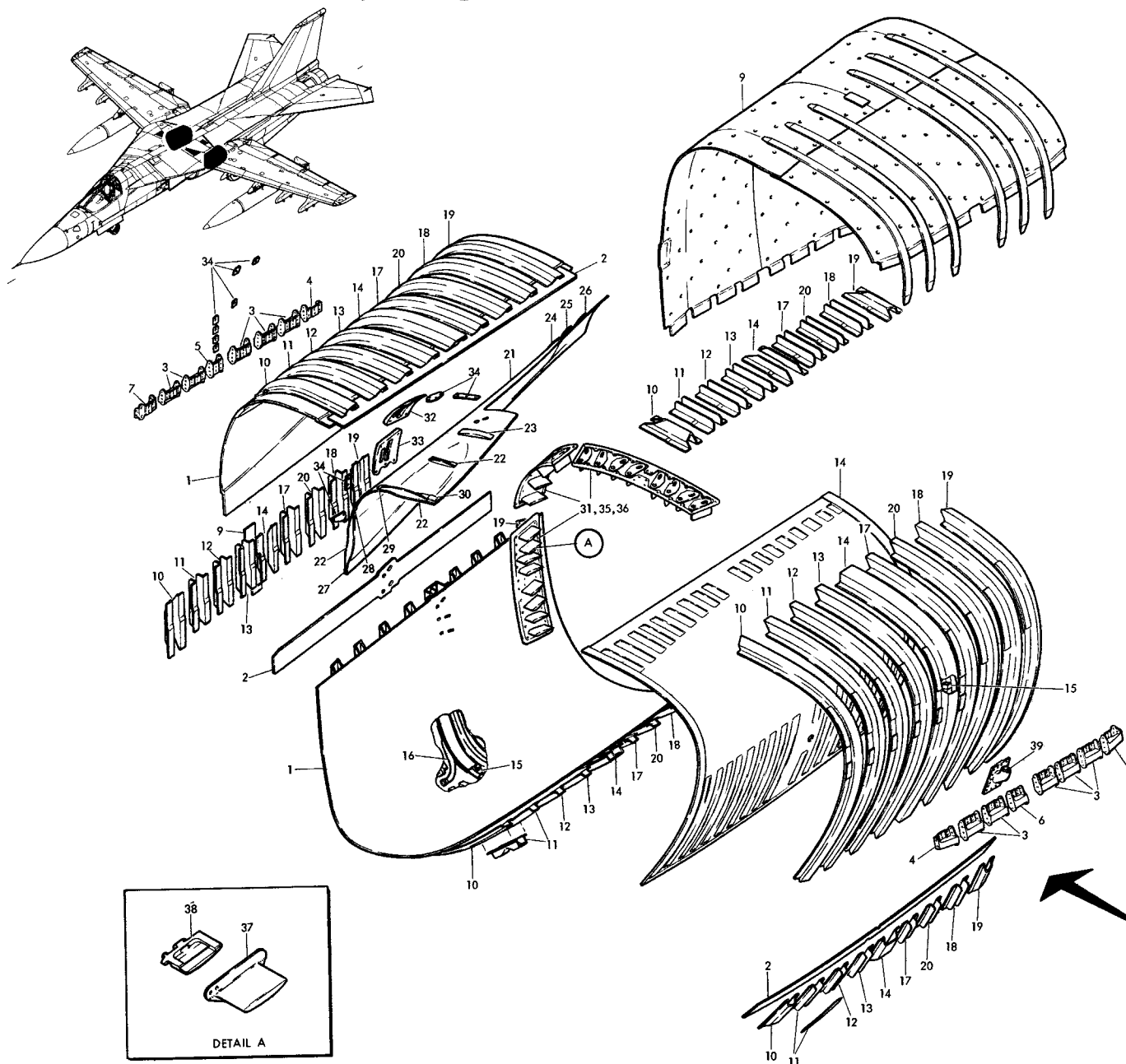


12B3800	Skin Instl.
12B41150	Skin Instl.
1. 12B41151	Skin - Nacelle Underwing, Sta. 496-431
2. 12B3915	Cover Assy. - Spike Feedback, Sta. 505.62
3. 12B41161	Skin - Nacelle Underwing, Sta. 531-562
4. 12B4998	Bumper - Underwing Longerons, Sta. 579.9
5. 12B3931	Skin Assy. - Nacelle Underwing Sta. 562-593
6. 12B41152	Cover - Nacelle Upper Sta. 496 -562
7. 12B3993	Cover - Nacelle Upper Sta. 562-593
8. 12B41153	Skin - Nacelle Outboard Sta. 496-531
9. 12B41163	Skin - Nacelle Outboard Sta. 531-572
10. 12B3935	Cover Assy. - Nac. Ctr. L.H. Sta. 562-593
11. 12B3936	Cover - Nacelle Center R.H. Sta. 572-593
12. 12B41155	Skin - Nacelle Lower Sta. 496-531
13. 12B3937	Cover Assy. - Nacelle Lower Sta. 531-593
14. 12B3941	Cover - Nacelle Center Sta. 570-580
15. 12B3908	Frame - Cover Sta. 587
16. 12B4966	Support - Engine Start Door, Sta. 585
17. 12B2937	Door - Engine Start, L.H. Sta. 585 Assy.
18. 12B2951	Hinge - Engine Start Door, Sta. 585 Assy.
19. 12B2935	Door Hyd. Disc. R.H. Sta. 572-593 Assy.
20. 12B2938	Hinge Assy. - Hyd. Disc. R.H. Assy.
21. 12B8756	Bracket - Suppt. Pneumatic Lines - Nac. Skin
22. 12B3806	Doubler - Side Shear Skin, Sta. 510
23. 12B3841	Bracket - MLG Door Idler Support
24. 12B3842	Stiffener - MLG Door Idler Support
25. 12B3803	Skin - Fuse.Side Shear, Sta. 496 - MLG Bhd.
26. 12B3602	Skin - Side Shear, Sta. 499.51 - MLG Bhd. Assy.
27. 12B3804	Stiffener - Side Shear Skin, Sta. 565



III INLET DUCT, STA. 496-531

ITEM 8300 - TAC 160-on, FB 3-on

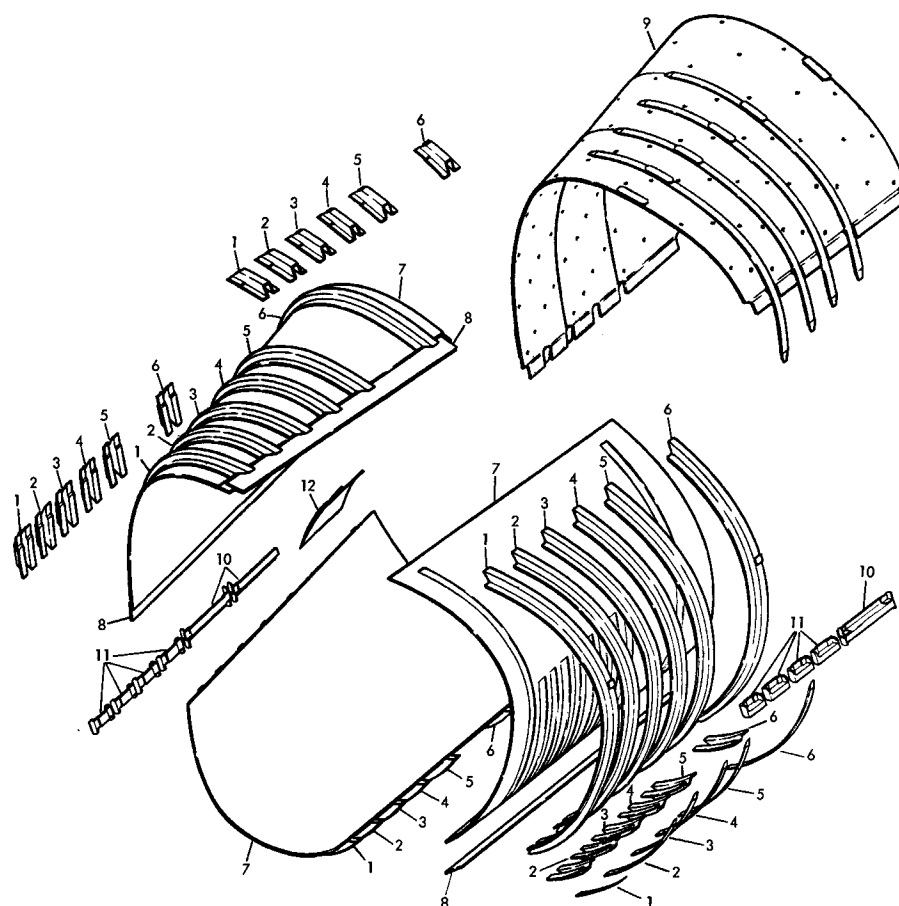
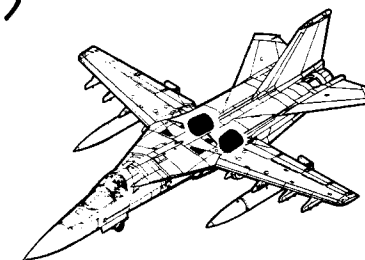


12841280		DUCT ASSY
1.	12841251	Skins
2.	12841280	Splice, Skin
3.	12841255	Support, Membrane
4.	12841256	Support, Membrane
5.	12841266	Support, Membrane
6.	12841268	Support, Membrane
7.	12841278	Support, Membrane
8.	12841279	Support, Membrane
9.	12841281	Air Director Installation
10.	12841282	Stiffener Installation Sta. 499.22
11.	12841283	Stiffener Installation Sta. 503.07
12.	12841284	Stiffener Installation Sta. 506.74
13.	12841285	Stiffener Installation Sta. 510.40
14.	12841286	Stiffener Installation Sta. 512.73
15.	12841164	Stop, Inlet De-Icing Airline
16.	12841165	Adaptor De-Icing Airline
17.	12841287	Stiffener Installation Sta. 517.60
18.	12841289	Stiffener Installation Sta. 524.85
19.	12841290	Stiffener Installation Sta. 528.74
20.	12841291	Stiffener Installation Sta. 521.15
21.	12841263	Skin
22.	12841263	Stiffener, Spike Island Fairing
23.	12841292	Support, Spike Island Fairing
24.	12841293	Support, Spike Island Fairing
25.	12841294	Support, Spike Island Fairing
26.	12841295	Support, Spike Island Fairing
27.	12841296	Support, Spike Island Fairing
28.	12841297	Support, Spike Island Fairing
29.	12841298	Support, Spike Island Fairing
30.	12841299	Support, Spike Island Fairing
31.	12841275	Vortex Generator Installation
32.	12841269	Support, Spike Island Fairing
33.	12841276	Support, Spike Island Fairing
34.	12841277	Shims
35.	12841273	Vortex Generator Assemblies
36.	12841274	Plate, Vortex Generator
37.	1284954	Vane, Vortex Generator
38.	1284955	Core, Vortex Generator
39.	1284769	Adaptor Pressure Port Insert Tube

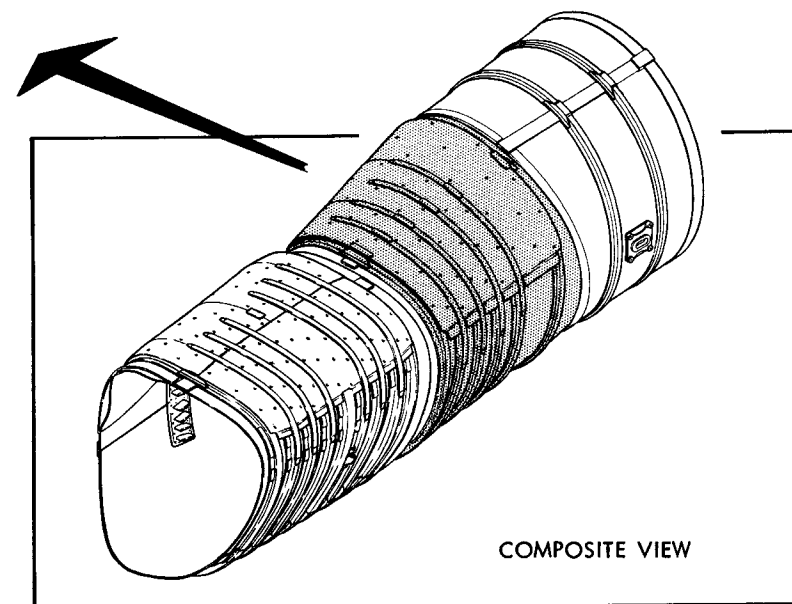
COMPOSITE VIEW

F-III INLET DUCT STA. 531.-572

ITEM 8300 (F-III E: A1 160-ON; FB-III A: B1 3-ON)

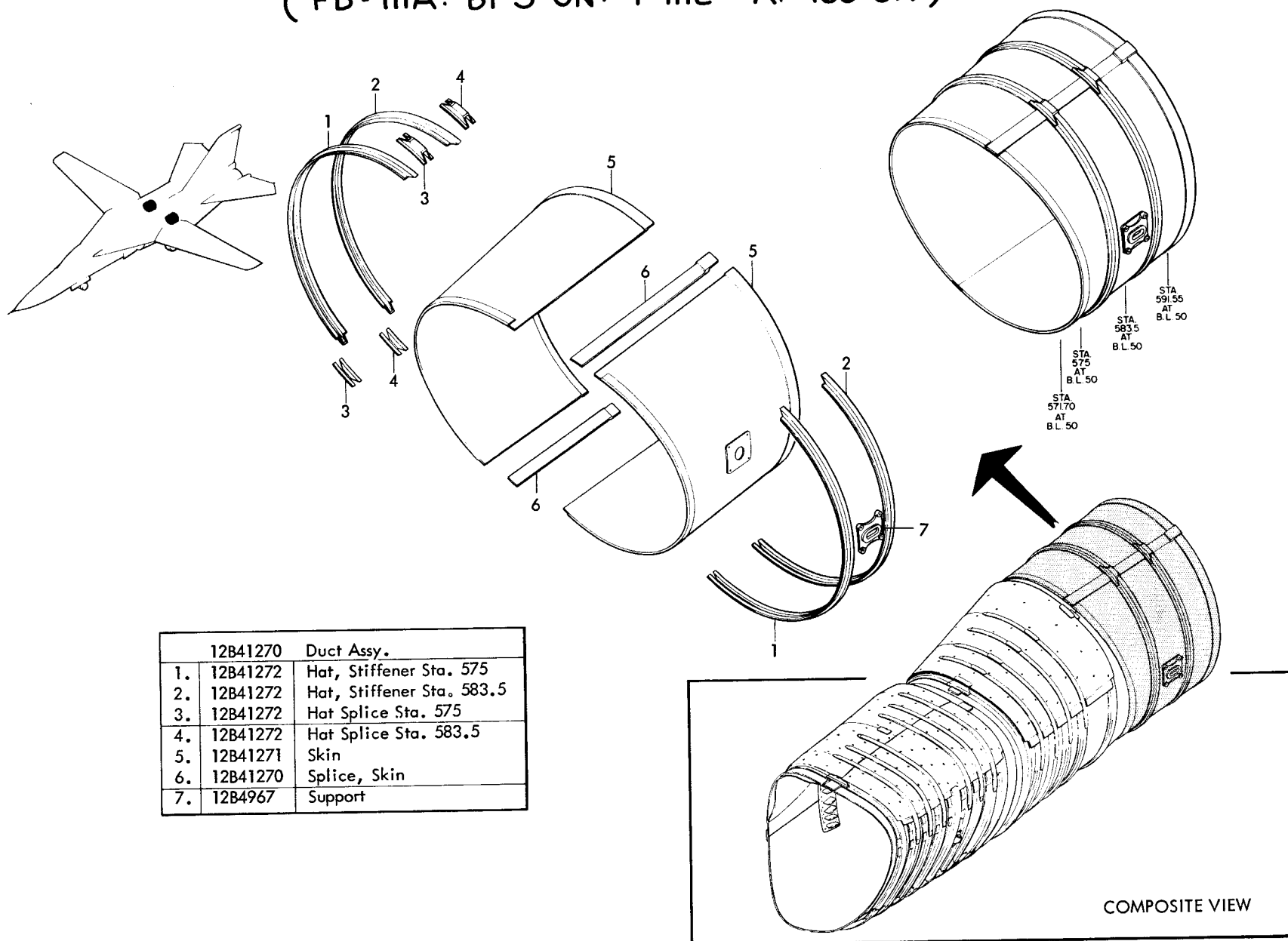


12B41260 DUCT ASSEMBLY		
1.	12B41262	Stiffener Details, Sta. 534.68
2.	12B41262	Stiffener Details, Sta. 538.68
3.	12B41262	Stiffener Details, Sta. 542.68
4.	12B41262	Stiffener Details, Sta. 547.18
5.	12B41262	Stiffener Details, Sta. 551.68
6.	12B41262	Stiffener Details, Sta. 560.75
7.	12B41261	Skins, Sta. 531 - 572
8.	12B41260	Skin Splice
9.	12B41281	Air Director Assembly
10.	12B41254	Support Details, Membrane
11.	12B41253	Support Details, Membrane
12.	12B41263	Fairing Installation, Spike Island



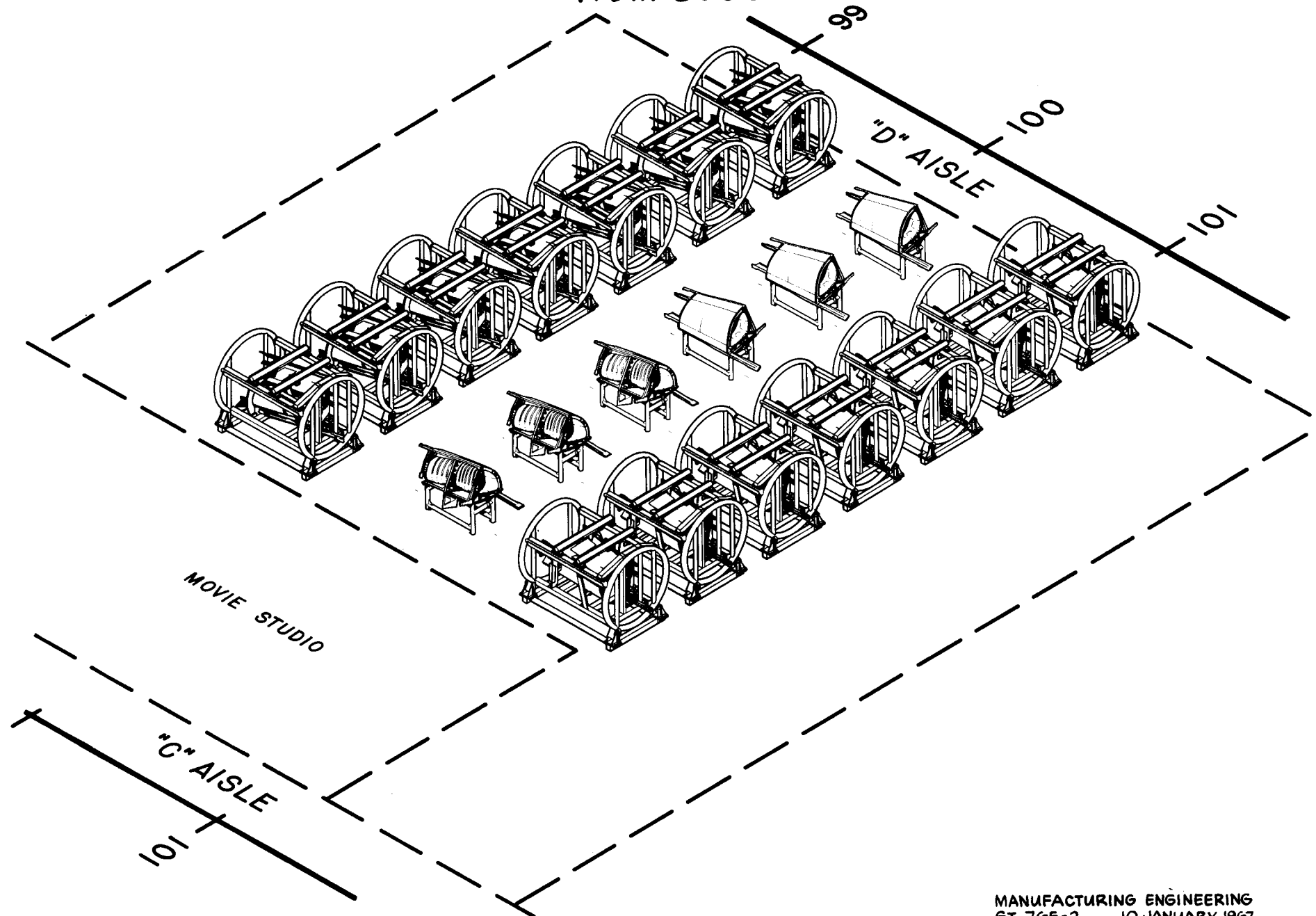
F-111 AFT DUCT ASSEMBLY-STA. 572-592.

(FB-111A: BI 3-ON: F-111E: AI 160-ON)

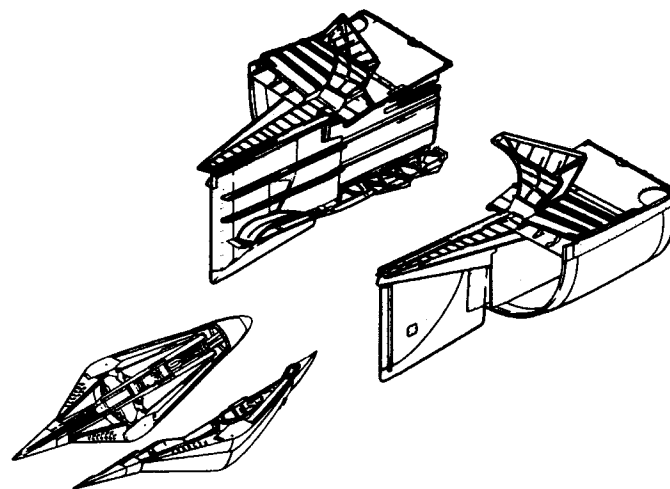


F-111 AFT FUSE. SIDE ASSY. STRUCTURE & CLEANUP

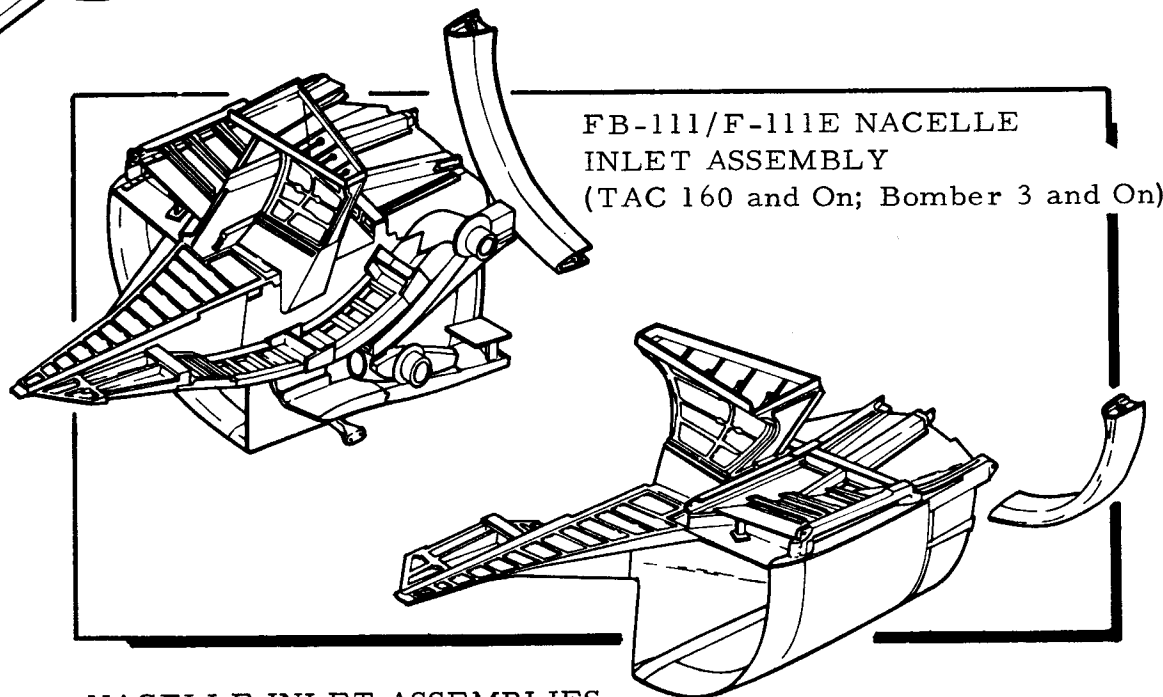
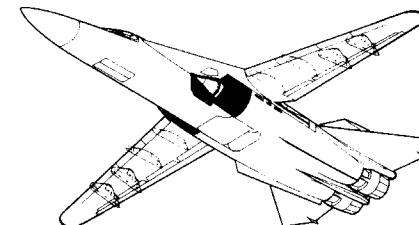
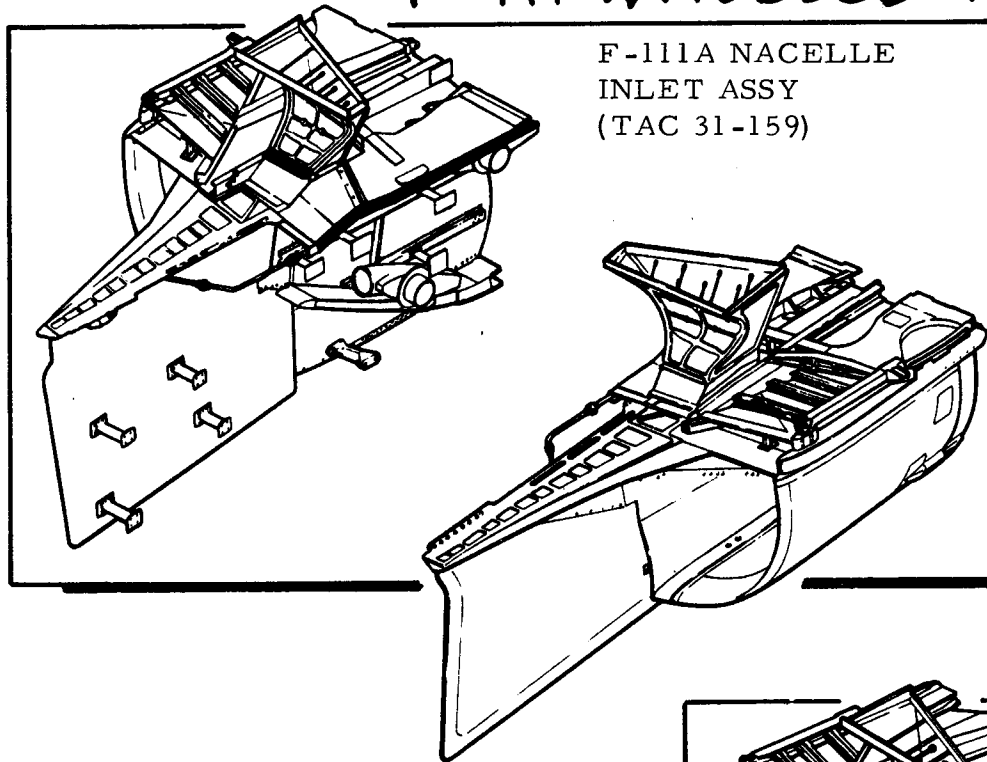
ITEM 8300



NACELLE INLET & SPIKE



F-111 NACELLE INLET

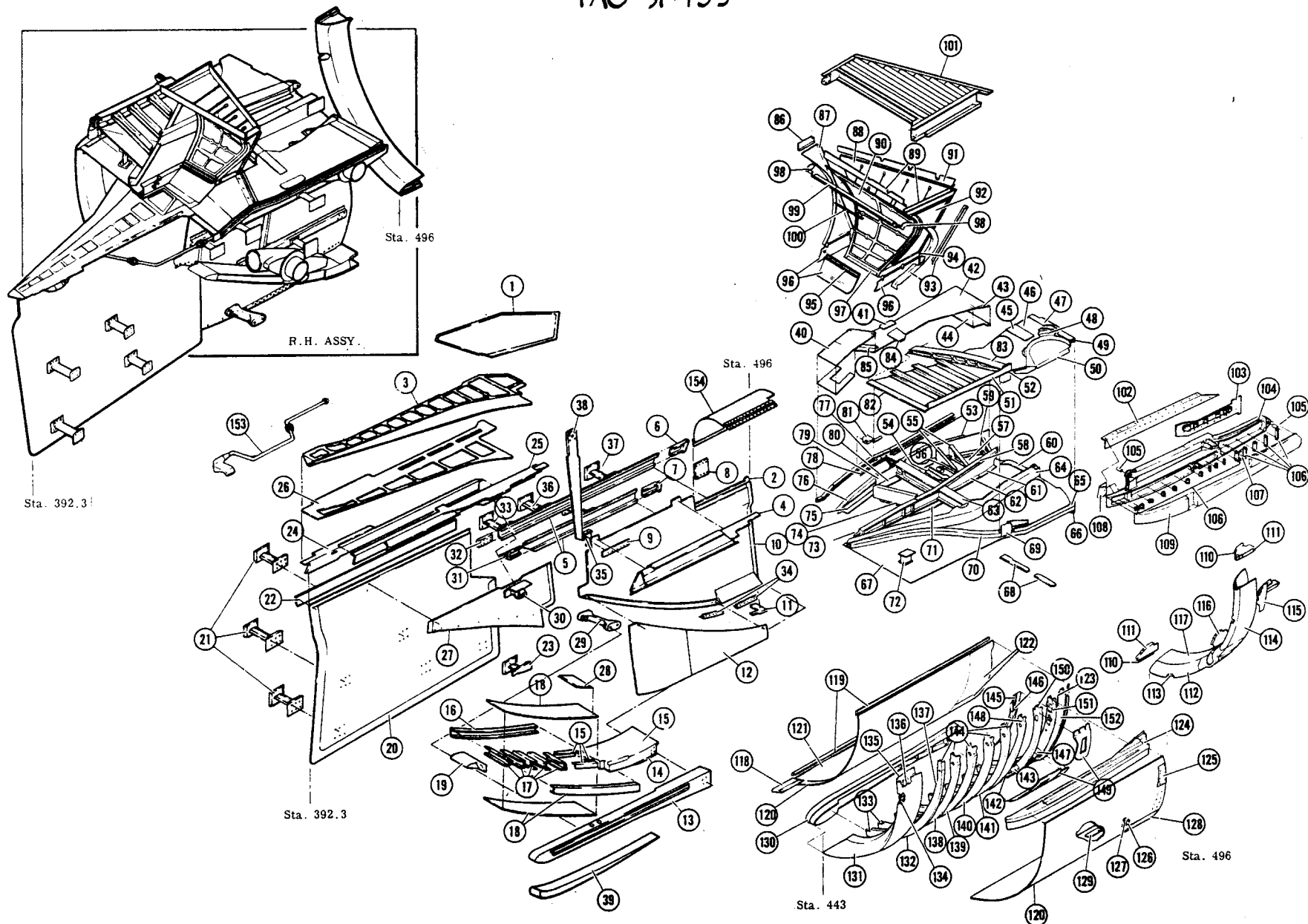


NACELLE INLET ASSEMBLIES

F.III NACELLE INLET - TRIPLE FLOW I

SHT. 1

TAC 31-159



F-111 NACELLE INLET-TRIPLE FLOW I

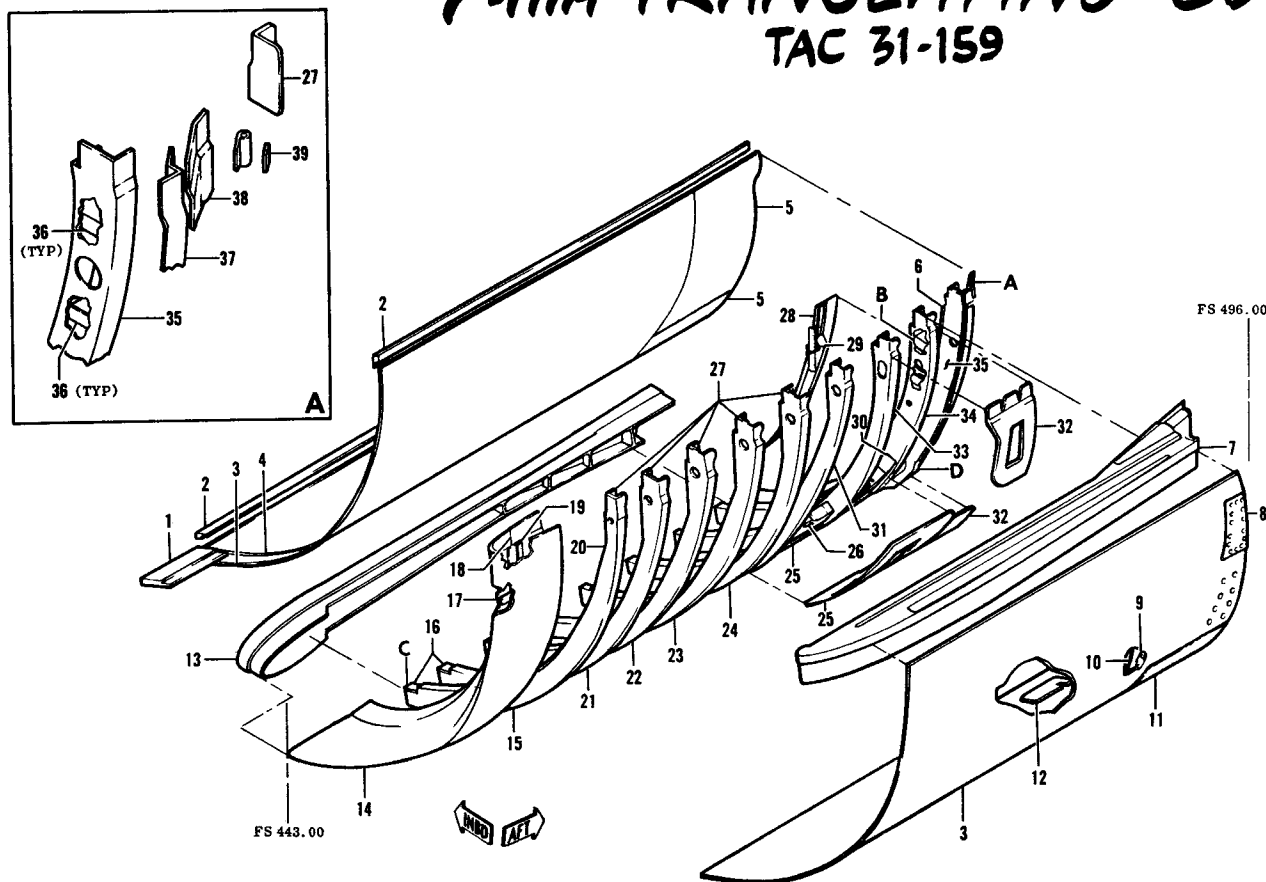
SHT. 2

TAC 31-159

1. 12P11176 Cover	40. 12P7190 Cover	79. 12P11179 Diverter	118. 12P11435 Clip
2. 12P11116 Support	41. 12P7190 Doubler	80. 12P11179 Angle	119. 12P11420 Retainer
3. 12P11654 Wedge	42. 12P11179 Skin	81. 12P11179 Cover Assy	120. 12P11413 Skin
4. 12P8395 Extrusion	43. 12P11650 Strap	82. 12P11650 Doubler	121. 12P11418 Skin
5. 12P11300 Stiffener	44. 12P11179 Skin	83. 12P11658 Beam	122. 12P11407 Skin
6. 12P11326 Fitting	45. 12P11650 Doubler	84. 12P11179 Doubler	123. 12P11415 Filler
7. 12P11327 Fitting	46. 12P11650 Skin	85. 12P11179 Angle	124. 12P11411 Track Upper
8. 12P7705 Bracket	47. 12P11650 Doubler	86. 12P7143 Junction	125. 12P11417 Cover
9. 12P7705 Support	48. 12P11650 Spacer	87. 12P7144 Skin	126. 12P11415 Cover
10. 12P11313 Skin	49. 12P11650 Doubler	88. 12P7149 Panel	127. 12P11415 Doubler
11. 12P11320 Fairing	50. 12P11650 Cover	89. 12P7143 Junction	128. 12P11807 Cover
12. 12P11311 Side Wall	51. 12P11650 Stiffener	90. 12P7147 Skin	129. 12P11415 Doubler
13. 12P11402 Beam	52. 12P11650 Skin	91. 12P7143 Junction	130. 12P11412 Track Lwr.
14. 12P11401 Closure	53. 12P11179 Angle	92. 12P7148 Skin	131. 12P11414 Skin
15. 12P11401 Support	54. 12P11650 Skin	93. 12P7152 Splice	132. 12P11421 Former
16. 12P11334 Channel	55. 12P11179 Former	94. 12P7141 Hinge Half	133. 12P11415 Clips
17. 12P11334 Stiffener	56. 12P11650 Stiffener	95. 12P7140 Hinge Half	134. 12P11414 Angle
18. 12P11334 Skin	57. 12P11179 Skin	96. 12P7140 Plate	135. 12P11414 Splice
19. 12P11339 Plow L.E.	58. 12P11650 Doubler	97. 12P7141 Hinge Half	136. 12P11414 Stiffener
20. 12P11331 Splitter Plate	59. 12P11179 Diverter	98. 12P7141 Bracket	137. 12P11415 Retainer
21. 12P11332 Support	60. 12P11650 Doubler	99. 12P7141 Stiffener	138. 12P11422 Former
22. 12P11331 Plate	61. 12P11650 Former	100. 12P7147 Stiffener	139. 12P11423 Former
23. 12P11323 Support	62. 12P11650 Doubler	101. 12P7145 Vane	140. 12P11427 Former
24. 12P11125 Brace	63. 12P11652 Beam	102. 12P11660 Support	141. 12P11428 Former
25. 12P8086 Rail	64. 12P11651 Diverter Assy	103. 12P11662 Plate	142. 12P11433 Doubler
26. 12P11656 Adapter	65. 12P11650 Stiffener	104. 12P11165 Beam	143. 12P11415 Stiffener
27. 12P11333 Wedge	66. 12P11650 Support	105. 12P11174 Bushing	144. 12P11424 Clips
28. 12P11401 Cover	67. 12P11178 Skin Assy	106. 12P11200 Support	145. 12P11416 Band
29. 12P11315 Support	68. 12P11650 Doubler	107. 12P11188 Bracket	146. 12P11416 Outlet
30. 12P8081 Bracket	69. 12P11657 Fairing	108. 12P11324 Fairing	147. 12P11406 Bracket
31. 12P11328 Fitting	70. 12P11650 Diverter	109. 12P11200 Fairing	148. 12P11429 Former
32. 12P11340 Support	71. 12P11172 Doubler	110. 12P11190 Former	149. 12P11433 Doublers
33. 12P11328 Fitting	72. 12P11175 Support	111. 12P11190 Stiffener	150. 12P11430 Former
34. 12P11314 Support	73. 12P11663 Beam	112. 12P11190 Skin	151. 12P11431 Former
35. 12P11300 Bracket	74. 12P11650 Former	113. 12P11190 Duct	152. 12P11432 Former
36. 12P8099 Fitting	75. 12P11650 Stiffener	114. 12P11190 Skin	153. 12P11187 Tube
37. 12P11314 Support	76. 12P7190 Stiffener	115. 12P11181 Duct Assembly	154. 12P7170 Door
38. 12P11316 Support	77. 12P11179 Former	116. 12P11190 Former	
39. 12P11402 Fairing	78. 12P11179 Angle	117. 12P11186 Skin	

F.IIIA TRANSLATING COWL

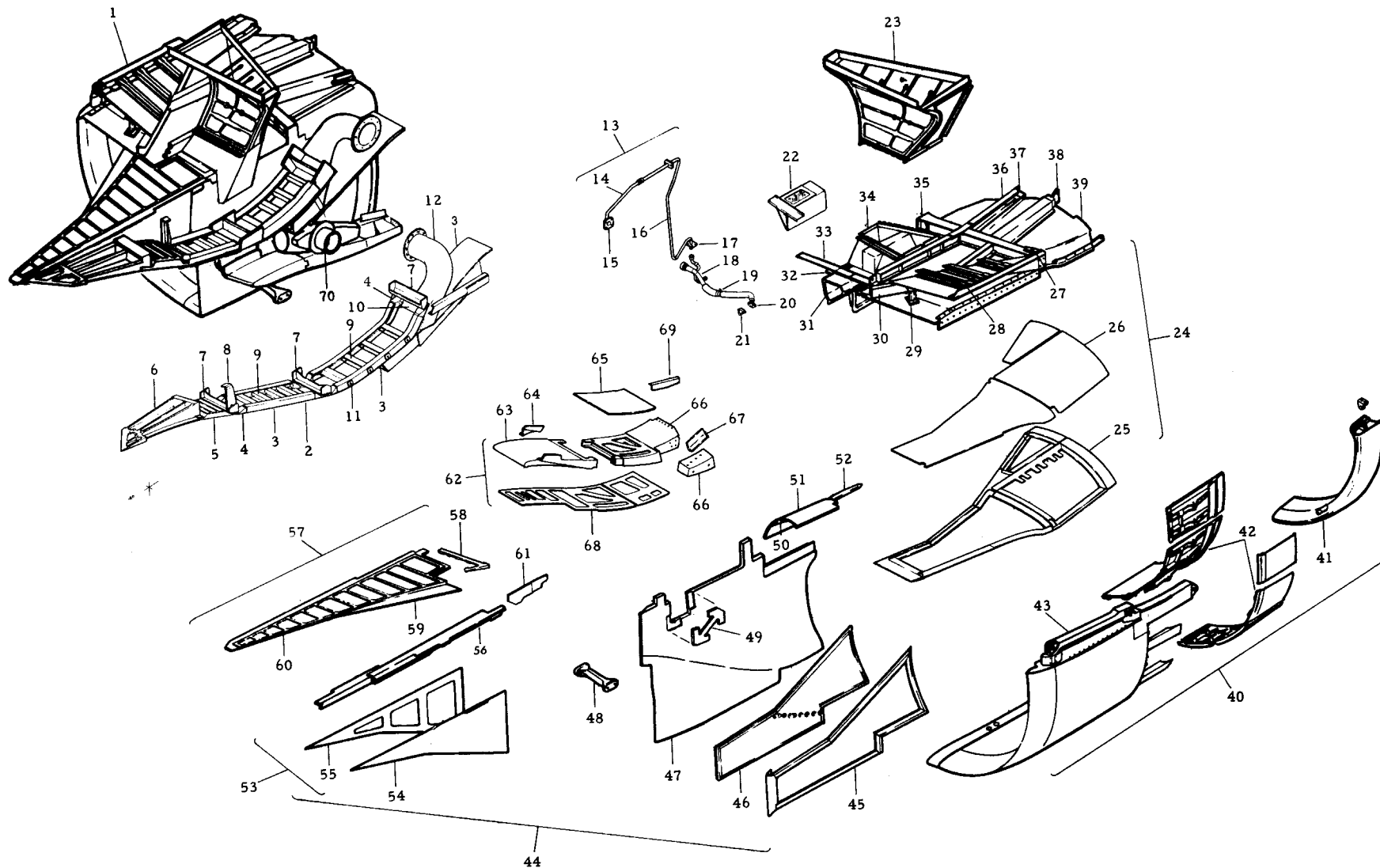
TAC 31-159



1.	12P11435	Clip
2.	12P11420	Retainer
3.	12P11413	Skin
4.	12P11418	Skin
5.	12P11407	Skin
6.	12P11415	Filler
7.	12P11411	Track Upper
8.	12P11417	Cover
9.	12P11415	Cover
10.	12P11415	Doubler
11.	12P11807	Cover
12.	12P11415	Doubler
13.	12P11412	Track Lwr.
14.	12P11414	Skin
15.	12P11421	Former
16.	12P11415	Clips
17.	12P11414	Angle
18.	12P11414	Splice
19.	12P11414	Stiffener
20.	12P11415	Retainer
21.	12P11422	Former
22.	12P11423	Former
23.	12P11427	Former
24.	12P11428	Former
25.	12P11433	Doubler
26.	12P11415	Stiffener
27.	12P11424	Clips
28.	12P11416	Band
29.	12P11416	Outlet
30.	12P11406	Bracket
31.	12P11429	Former
32.	12P11433	Doublers
33.	12P11430	Former
34.	12P11431	Former
35.	12P11432	Former
36.	12P11415	Clips
37.	12P11415	Stiffener
38.	12P11415	Fairing
39.	12P11415	Retainer
40.	12P11415	Doubler

III NACELLE INLET BREAKDOWN

ITEM 51 - TAC 160-189, BOMBER 3-19



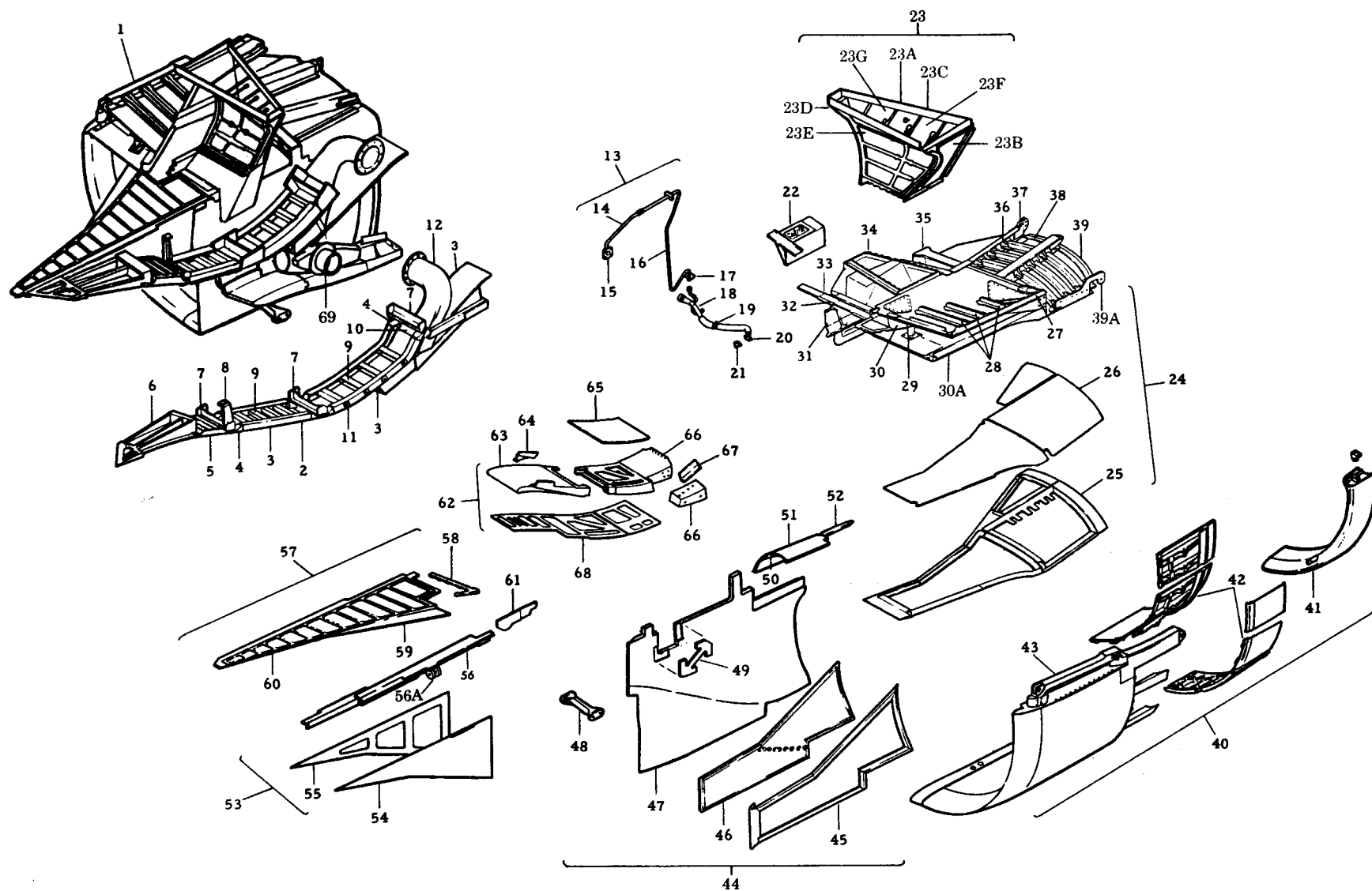
III NACELLE INLET BREAKDOWN

ITEM 51 - TAC 160-189, BOMBER 3-19

1.	12P12200	Inlet Installation	31.	12P2480	Spike Track, Aft
2.	12P12177	Diverter Installation	32.	12P11366	Fitting
3.	12P12175	Diverter Assy.	33.	12P11477	Strap
4.	12P12169	Fitting Details	34.	12P12211	Base Assy, Spike Bleed
5.	12P12181	Fwd. Diverter	35.	12P12187	Beam
6.	12P12176	Diverter L. E.	36.	12P12190	Beam Assy
7.	12P12174	Support Details	37.	12P12191	Bracket
8.	12P12230	Support	38.	12P12203	Bracket
9.	12P12199	Channel	39.	12P2508	Skin Assy
10.	12P12168	Filler Details	40.	12P2535	Cowl Installation
11.	12P12201	Shim	41.	12P12110	Aux Inlet Inst.
12.	12Y1438	Duct Installation	42.	12P12150	Bid Installation
13.	12P2200	Duct, Anti-ice Installation	43.	12P2530	Cowl Assy
14.	12P12143	Duct, Anti-ice	44.	12P12205	Side Wall Inst.
15.	12P12142	Connector	45.	12P12137	Retainer, Ram Panel
16.	12P12141	Duct, Anti-ice	46.	12P12136	Ram Panel
17.	12P2215	Flange	47.	12P12170	Skin, Sidewall
18.	12P2201	Duct	48.	12P12192	Support
19.	12P2204	Bracket	49.	12P12226	Strut
20.	12P2203	Flange	50.	12P2502	Ramp
21.	12P12122	Duct	51.	12P2497	Base Installation
22.	12P12250	Seal, Inst., FOD, Spike Bleed	52.	12P2505	Track
	12P12251	Support, FOD Seal	53.	12P12224	Wedge Inst, Side
23.	12P12210	Duct Inst., Spike Bleed Exit	54.	12P2485	Wedge, Side
	12P12212	Duct Assy.	55.	12P12178	Filler, Side Wedge
	12P12213	Skin, Outboard	56.	12P2489	Spike Track, Fwd
	12P12214	Junction	57.	12P12225	Wedge Inst, Upper
	12P12215	Skin, Inbd.	58.	12P12206	Filler, Upper Wedge
	12P12216	Skin, Aft	59.	12P2507	Wedge, Upper
	12P12217	Skin, Fwd	60.	12P2507	Adapter, Wedge
	12P12218	Pins	61.	12P12195	Splice, Spike Track
24.	12P12190	Cover Inst.	62.	12P12202	Plow Assy
	12P12188	Doubler	63.	12P12171	L. E. Assy, Plow
	12P12201	Shim	64.	12P12171	Bracket, Plow L. E.
25.	12P12194	Retainer, Ram Panel	65.	12P12202	Skin, Upr.
26.	12P12193	Panels, Ram	66.	12P2496	Plow
27.	12P12204	Fitting	67.	12P12205	Bracket Sidewall
28.	12P11177	Supports	68.	12P12171	Skin, Lower
29.	12P12182	Stand Off	69.	12P12172	Clip Installation
30.	12P12197	Diverter	70.	12Y943	Scoop (R. H. Only)

III NACELLE INLET BREAKDOWN

ITEM 51 - AI:190-ON, BI:20-ON



295a

III NACELLE INLET BREAKDOWN

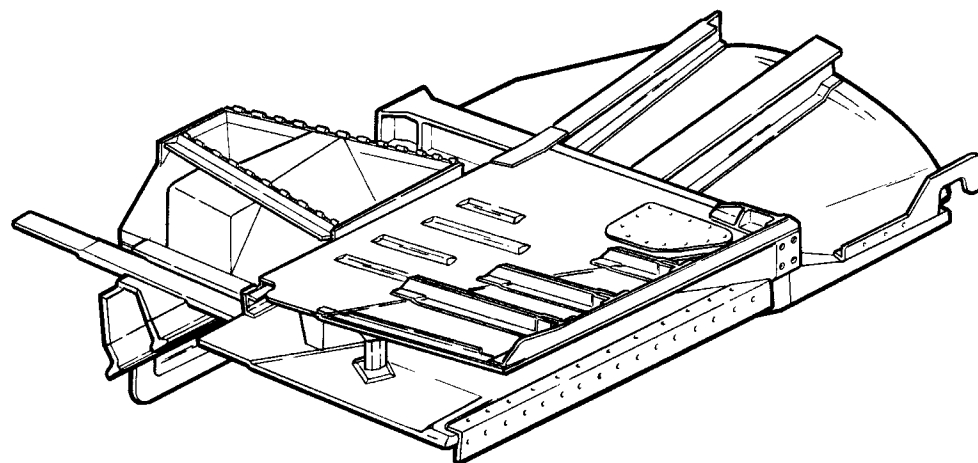
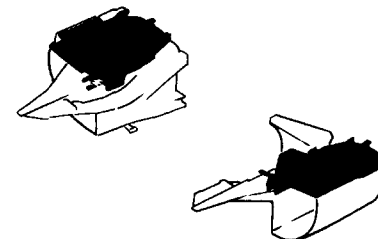
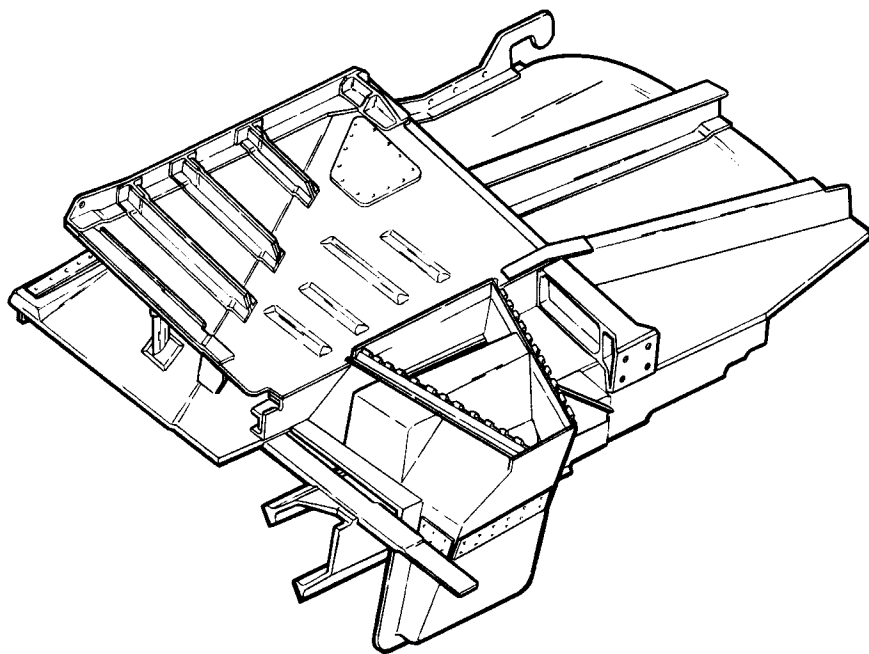
ITEM 51 - A1: 190-ON, B1: 20-ON

1.	12P12200	Inlet Installation
2.	12P12177	Diverter Installation
3.	12P12175	Diverter Assy.
4.	12P12169	Fitting Details
5.	12P12181	Fwd. Diverter
6.	12P12176	Diverter L.E.
7.	12P12174	Support Details
8.	12P12230	Support
9.	12P12199	Channel
10.	12P12168	Filler Details
11.	12P12201	Shim
12.	12Y1438	Duct Installation
13.	12P2200	Duct, Anti-ice Installation
14.	12P12143	Duct, Anti-ice
15.	12P12142	Connector
16.	12P12141	Duct, Anti-ice
17.	12P2215	Flange
18.	12P2201	Duct
19.	12P2204	Bracket
20.	12P2203	Flange
21.	12P12122	Duct
22.	12P12250	Seal, Inst., FOD, Spike Bleed
22A.	12P12251	Support, FOD Seal
23.	12P12210	Duct Inst., Spike Bleed Exit
23A.	12P12212	Duct Assy.
23B.	12P12213	Skin, Outboard
23C.	12P12214	Junction
23D.	12P12215	Skin, Inbd.
23E.	12P12216	Skin, Aft
23F.	12P12217	Skin, Fwd
23G.	12P2517	Pins (10 Places)
24.	12P12144	Cover Inst.
25.	12P12194	Retainer, Ram Panel
26.	12P12193	Panels, Ram
27.	12P12204	Fitting
28.	12P11177	Supports
29.	12P12182	Stand Off
30.	12P12197	Diverter

30A.	12P12146	Skin Assy.
31.	12P2480	Spike Track, Aft
32.	12P11366	Fitting
33.	12P11477	Strap
34.	12P12211	Base Assy, Spike Bleed
35.	12P12148	Beam
36.	12P12144	Beam Assy.
37.	12P12149	Bracket
38.	12P12147	Skin Assy.
39.	12P12138	Splice
39A.	12P12139	Channel Assy.
40.	12P12100	Cowl Installation
41.	12P12110	Aux Inlet Inst.
42.	12P12150	Bid Installation
43.	12P12105	Cowl Assy.
44.	12P12205	Side Wall Inst.
45.	12P12137	Retainer, Ram Panel
46.	12P12136	Ram Panel
47.	12P12170	Skin, Sidewall
48.	12P12192	Support
49.	12P12226	Strut
50.	12P2502	Ramp
51.	12P2497	Base Installation
52.	12P2505	Track
53.	12P12224	Wedge Inst, Side
54.	12P2485	Wedge, Side
55.	12P12178	Filler, Side Wedge
56.	12P2489	Spike Track, Fwd
56A.	12P8081	Bracket
57.	12P12225	Wedge Inst, Upper
58.	12P12206	Filler, Upper Wedge
59.	12P2507	Wedge, Upper
60.	12P2507	Adapter, Wedge (Shim)
61.	12P12195	Splice, Spike Track
62.	12P12202	Plow Assy.
63.	12P12171	L.E. Assy, Plow
64.	12P12171	Bracket, Plow L.E.
65.	12P12202	Skin, Upr.
66.	12P2496	Plow
67.	12P12205	Bracket Sidewall
68.	12P12202	Skin, Lower
69.	12Y943-5	Scoop (R.H. Only)
70.		

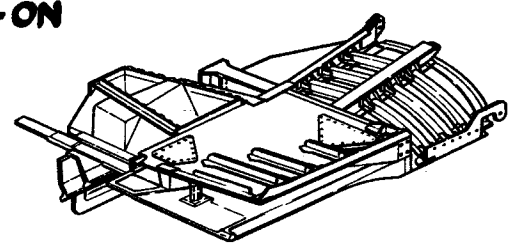
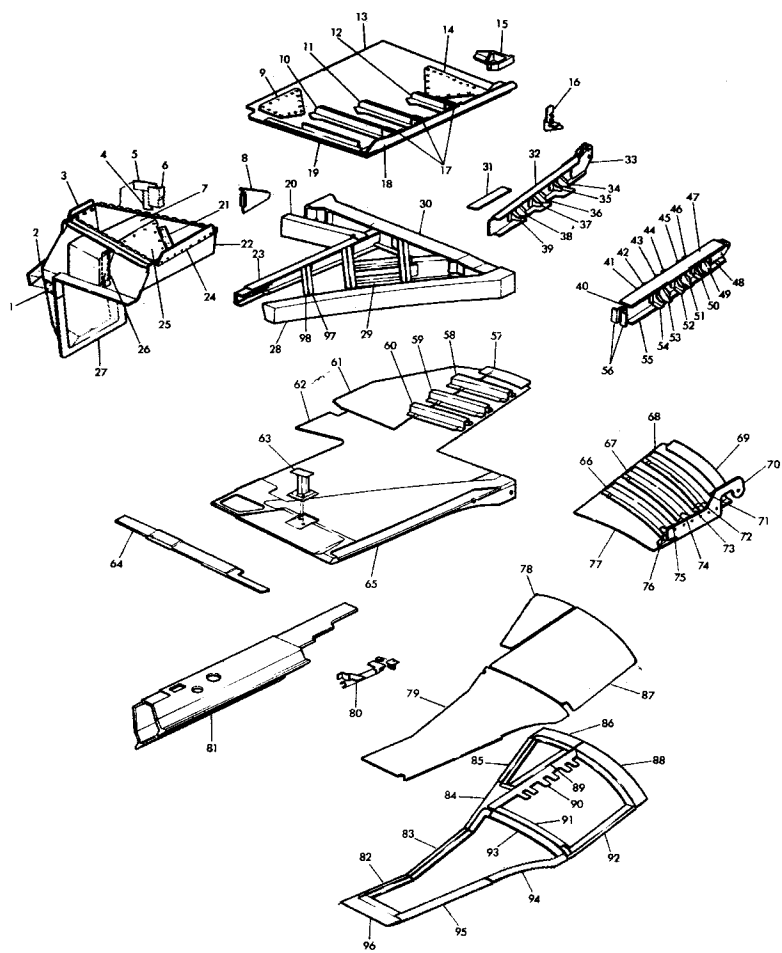
F-111E/FB111A, COVER, UPPER PRIMARY INLET

TRIPLE PLOW II - TAC 160-ON, FB 3-ON
12 P12190



12P12144-INLET UPPER COVER INST'LN

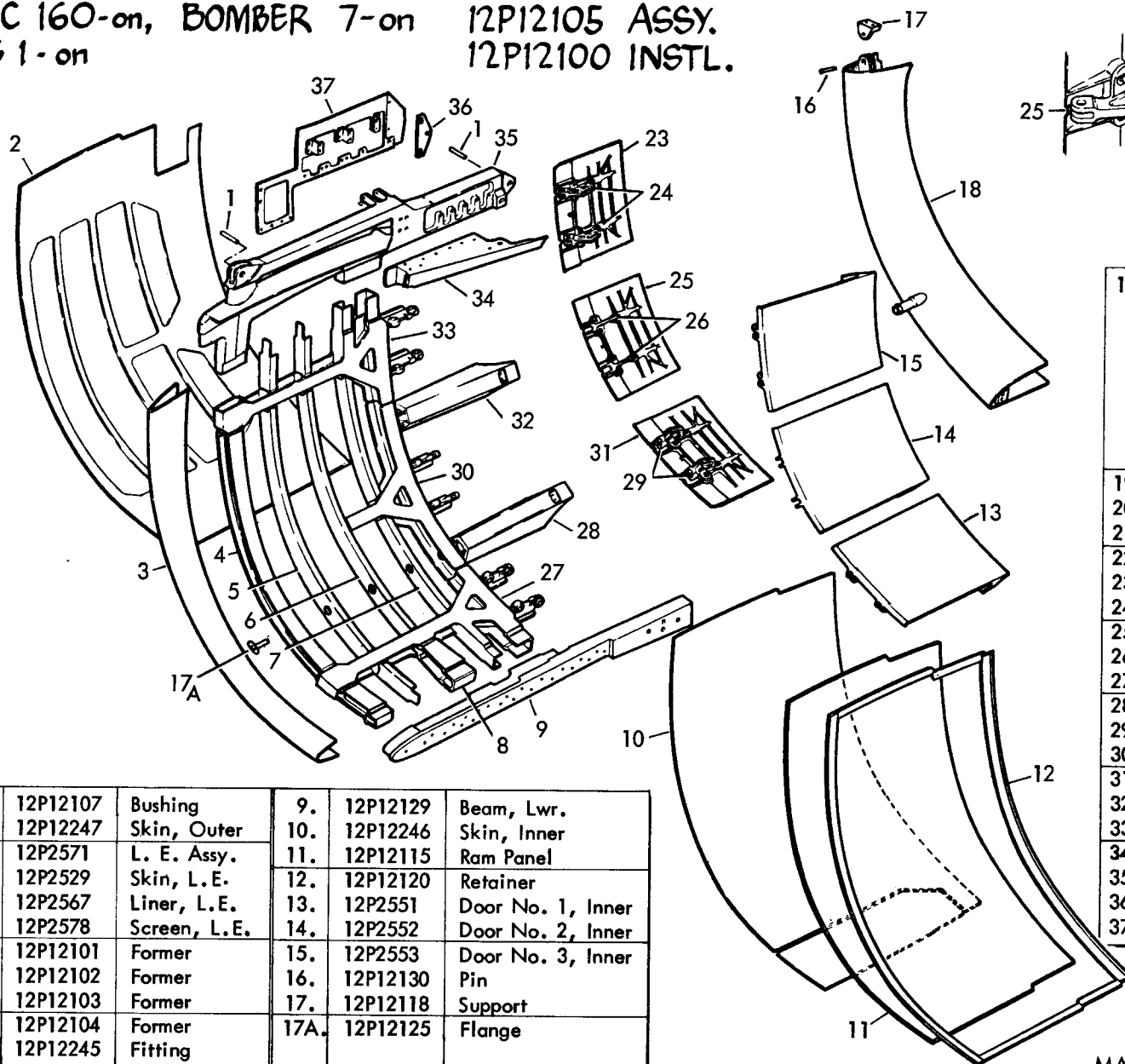
A1-190-on, B1-20-on, A6-3-on



1	12P12211-81	SPLICE	50	12P12144-267	CLIP
2	12P12211-19	SPLICE	51	12P12144-265	CLIP
3	12P12210-7	SPLICE	52	12P12144-263	CLIP
4	12P12211-73	SPLICE	53	12P12144-261	CLIP
5	12P12211-75	SPLICE	54	12P12144-251	CLIP
6	12P12211-101	ANGLE	55	12P12144-91	PLATE
7	12P12211-99	DIVERTER	56	12P12144-103	ANGLE
8	12P12144-111	BRACKET	57	12P12138-15	SPLICE
9	12P12144-69	DOOR	58	12P12144-137	STIFFENER
10	12P12144-9, -11	STIFFENER	59	12P12144-135	STIFFENER
11	12P12144-13, -14	STIFFENER	60	12P12144-133	STIFFENER
12	12P12144-17, -19	STIFFENER	61	12P12147-11	SKIN
13	12P12144-7	SKIN	62	12P12147-15	SKIN
14	12P12144-277	DOOR	63	12P12182	STAND-OFF
15	12P12204	BRACKET	64	12P11477-17	STRAP
16	12P12144-101	BRACKET	65	12P12146-1	SKIN ASSY.
17	12P11177-11	SUPPORT	66	12P12144-139	STIFFENER
18	12P12144-279	STIFFENER	67	12P12144-141	STIFFENER
19	12P12144-23	DOUBLER	68	12P12144-143	STIFFENER
20	12P12144-25	CHANNEL	69	12P12138-17	SPLICE
21	12P12211-97	ANGLE	70	12P12139-11	CHANNEL
22	12P12211-97	ANGLE	71	12P12144-173	CLIP
23	12P12144-51	BEAM	72	12P12144-171	CLIP
24	12P12210-9	SPLICE	73	12P12144-169	CLIP
25	12P12211-93	DIVERTER	74	12P12144-167	CLIP
26	12P12211-91	ANGLE	75	12P12144-165	CLIP
27	12P12211-801	DUCT ASSY.	76	12P12144-163	CLIP
28	12P12197-21	DIVERTER	77	12P12147-13	SKIN
29	12P12144-A905	STIFFENER ASSY.	78	12P12193-801	RAM PANEL
30	12P12148-7	BEAM	79	12P12193-803	RAM PANEL
31	12P12144-227	SPLICE	80	12E2665	GUIDE
32	12P12144-47	CHANNEL	81	12P2480-A805	TRACK
33	12P12149-7	BRACKET	82	12P12194-7	RETAINER
34	12P12144-203	CLIP	83	12P12194-79	RETAINER
35	12P12144-201	CLIP	84	12P12194-75	RETAINER
36	12P12144-199	CLIP	85	12P12194-73	RETAINER
37	12P12144-193	CLIP	86	12P12194-69	RETAINER
38	12P12144-195	CLIP	87	12P12144-231	PANEL
39	12P12144-193	CLIP	88	12P12144-61	RETAINER
40	12P12144-235,	CHANNEL	89	12P12144-71	RETAINER
41	12P12144-237	CHANNEL	90	12P12144-67	RETAINER
42	12P12144-175	CLIP	91	12P12144-65	RETAINER
43	12P12144-176	CLIP	92	12P12144-63	RETAINER
44	12P12144-181	CLIP	93	12P12144-77	RETAINER
45	12P12144-175	CLIP	94	12P12144-85	RETAINER
46	12P12144-185	CLIP	95	12P12144-83	RETAINER
47	12P12144-93	PLATE	96	12P12144-81	RETAINER
48	12P12144-85	BRACKET	97	12P12144-107	CHANNEL
49	12P12144-269	CLIP	98	12P12144-105	CHANNEL

F-111 FIXED COWL - NACELLE INLET

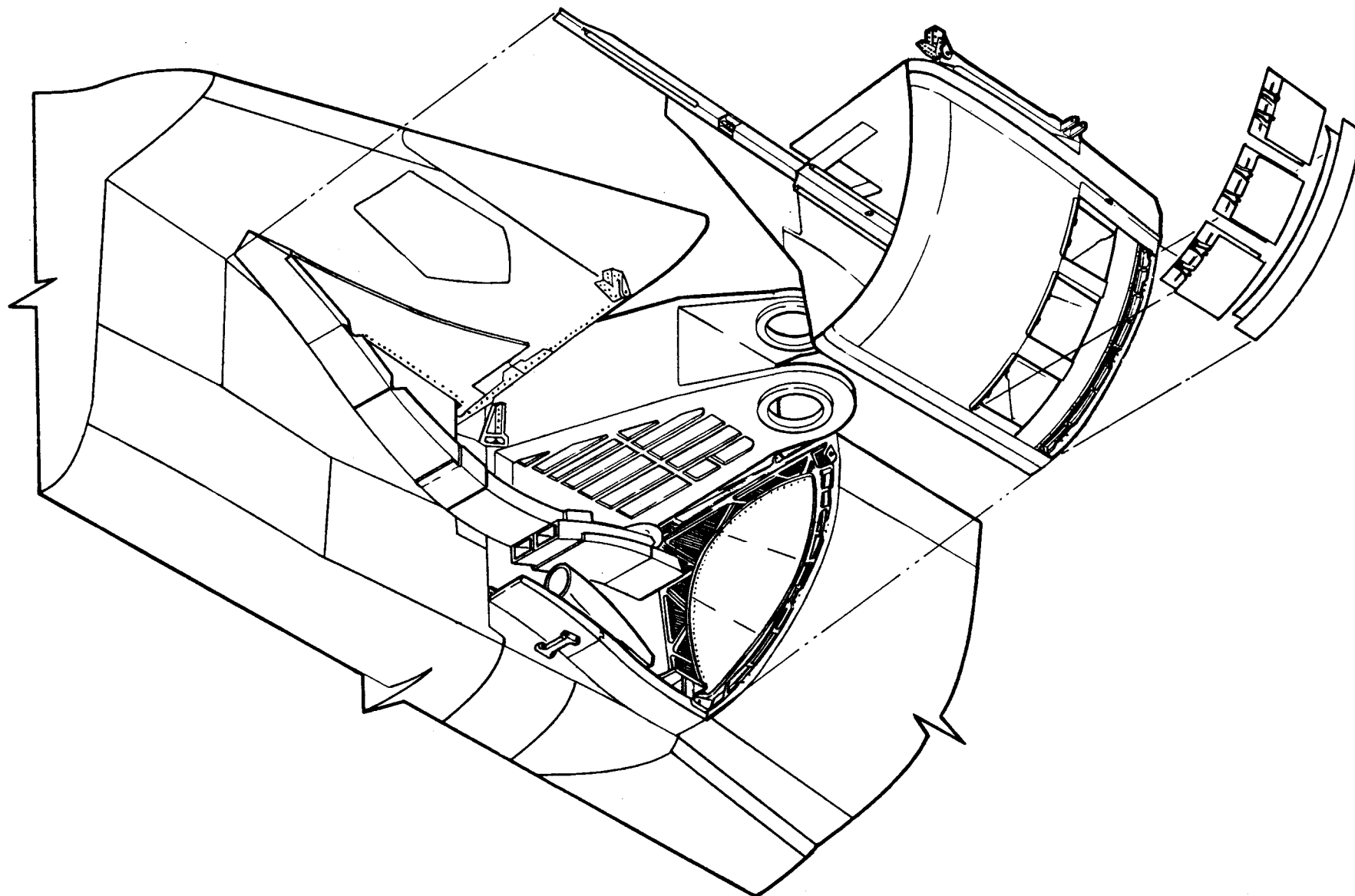
TAC 160-on, BOMBER 7-on 12P12105 ASSY.
AG 1-on 12P12100 INSTL.



1.	12P12107	Bushing	9.	12P12129	Beam, Lwr.
2.	12P12247	Skin, Outer	10.	12P12246	Skin, Inner
3.	12P2571	L. E. Assy.	11.	12P12115	Ram Panel
	12P2529	Skin, L.E.	12.	12P12120	Retainer
	12P2567	Liner, L.E.	13.	12P2551	Door No. 1, Inner
	12P2578	Screen, L.E.	14.	12P2552	Door No. 2, Inner
4.	12P12101	Former	15.	12P2553	Door No. 3, Inner
5.	12P12102	Former	16.	12P12130	Pin
6.	12P12103	Former	17.	12P12118	Support
7.	12P12104	Former	17A.	12P12125	Flange
8.	12P12245	Fitting			

18.	12P12110	Aux. Inlet Inst.
	12P12131	Clevis
	12P12132	Clevis
	12P12119	Support
	12P12121	Duct
	12P12122	Duct
	12P12125	Duct
	12P12126	Filler
19.	12P12161	Lock
20.	C-699	Bolt
21.	12P12162	Shim
22.	12P12160	Eccentric
23.	12P12156	Door No. 3 Outer
24.	12P12166	Fitting
25.	12P12155	Door No. 2 Outer
26.	12P12165	Fitting
27.	12P12242	Intercostal
28.	12P12117	Island
29.	12P12164	Fitting
30.	12P12243	Intercostal
31.	12P12154	Door No. 1, Outer
32.	12P12116	Island
33.	12P12244	Intercostal
34.	12P12123	Fairing
35.	12P12128	Beam, Up.
36.	12P12124	Support
37.	12P12106	Fairing

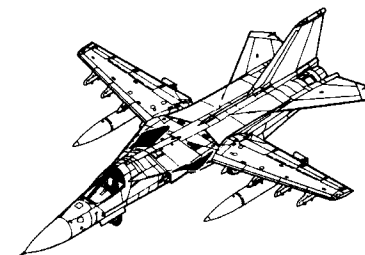
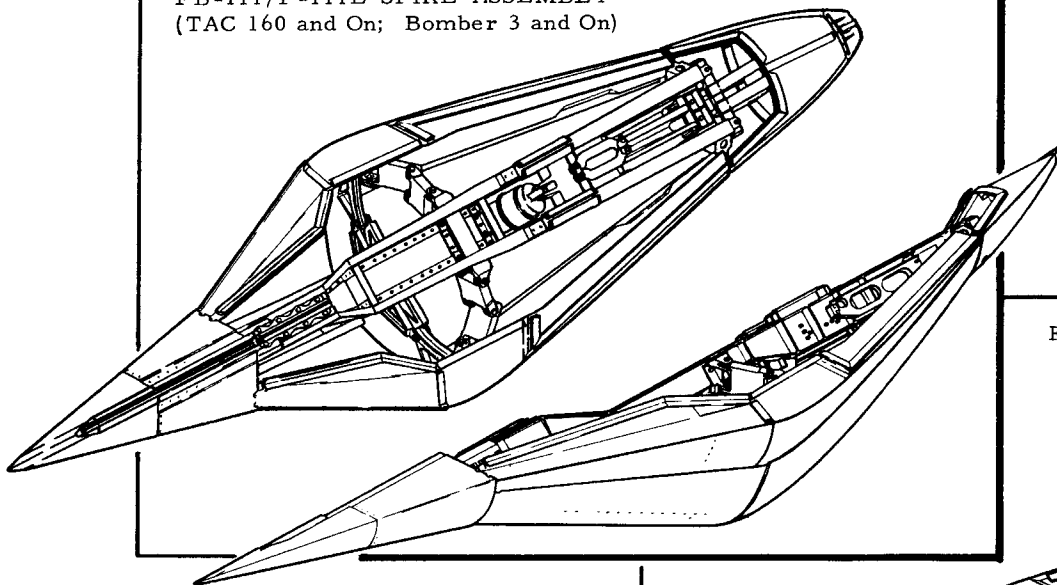
F-111E/FB111A NACELLE INLET - TRIPLE PLOW II - I-78 SPIKE
ITEM 51 INSTALLATION - TAC, 160-ON; BOMBER 3-ON



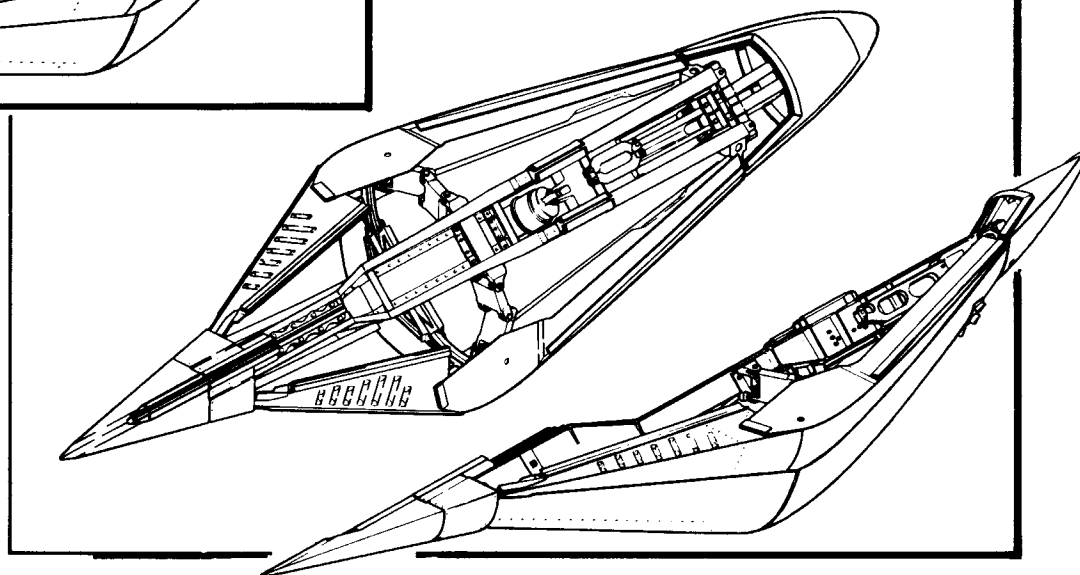
F-111 SPIKE ASSEMBLIES

TAC 31-159, TAC 160-ON, BOMBER 3 & ON

FB-111/F-111E SPIKE ASSEMBLY
(TAC 160 and On; Bomber 3 and On)

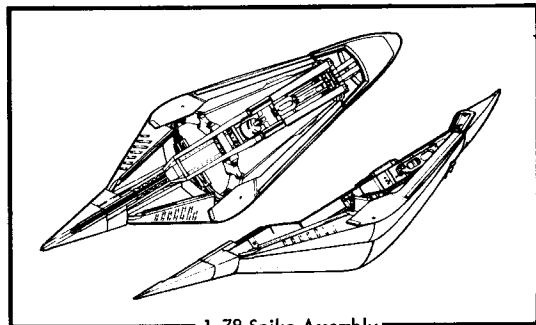


F-111A SPIKE ASSEMBLY (TAC 31 thru 159)

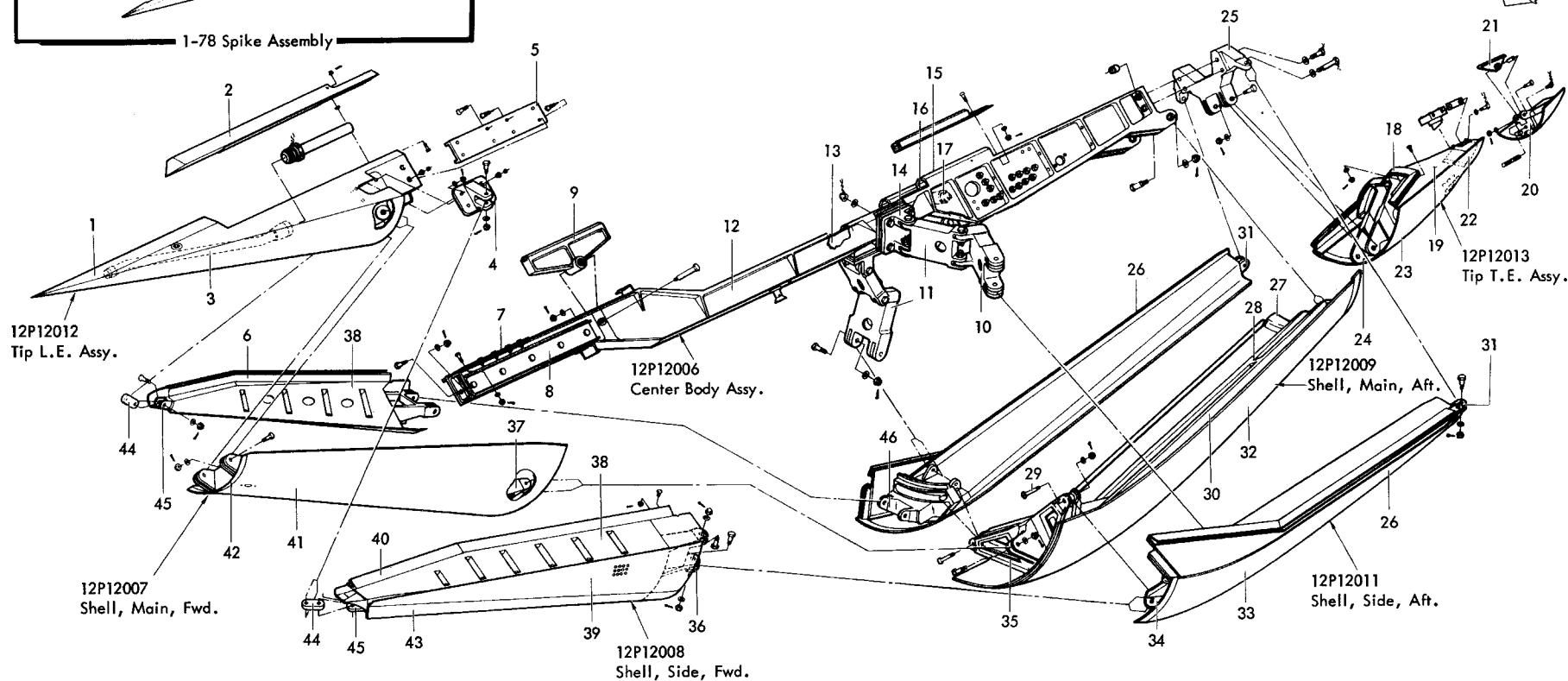
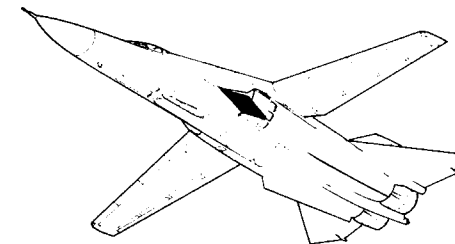


F-111E/FB-111A/F-111D I-78 SPIKE

12P12010 ASSY., 12P12005 INSTL.
For TRIPLE PLOW II INLET
A1 160-on, B1 3-on, A6 1-on



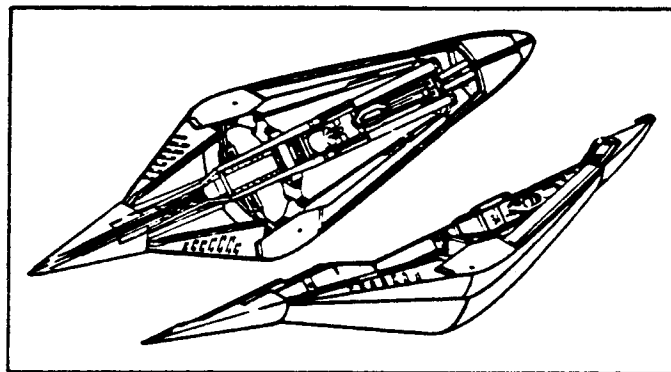
1-78 Spike Assembly



1.	12P12037	FWD Tip	11.	12P12056	Link	21.	12P12046	Bearing	31.	12P12035	Hinge	41.	12P12023	Skin
2.	12P12040	Seal	12.	12P12019	Beam	22.	12P12045	Bhd.	32.	12P12031	Outer Skin	42.	12P12067	Seal
3.	12P12041	Tube-Anti-Icing	13.	12P12015	Former Aft.	23.	12P12043	Skin, Outer	33.	12P12036	Skin, Outer	43.	12P12008	Shell, Side, Fwd.
4.	12P12038	Ftg.	14.	12P11253	Ftg.	24.	12P12042	Hinge	34.	12P12021	Hinge	44.	12P12066	Link
5.	12P12069	Track	15.	12P11277	Plate	25.	12P12020	Hinge	35.	12P12029	Support	45.	12P12028	Ftg. Link
6.	12P12008	Skin, Inner	16.	12P11891	Stop	26.	12P12011	Shell, Side, Aft.	36.	12P12027	Hinge	46.	12P12034	Hinge
7.	12P12014	Former Fwd.	17.	12P12017	Ftg. Actuator	27.	12P12030	Seal	37.	12P12068	Longeron			
8.	12P12016	Track Assy.	18.	12P12013	Seal	28.	12P12033	Bhd.	38.	12P12008	Skin, Upper			
9.	12P12055	Fwd. Track	19.	12P12013	Skin, Inner	29.	12P12053	Bolt	39.	12P12026	Skin, Outer			
10.	12P12057	Link	20.	12P12044	Ftg.	30.	12P12032	Longeron	40.	12P12008	Seal & Retainer			

ITEM 52 - I-78 SPIKE ASSEMBLY

PRODUCTION INCORPORATION OF TRIPLE PLOW II



CENTERBODY ASSEMBLY

TIP ASSEMBLY

SHELL, SIDE, AFT

SHELL, OUTER AFT, MAIN

SHELL, SIDE, AFT

TIP LEADING EDGE

SHELL, FWD., SIDE

SHELL, MAIN, FWD.

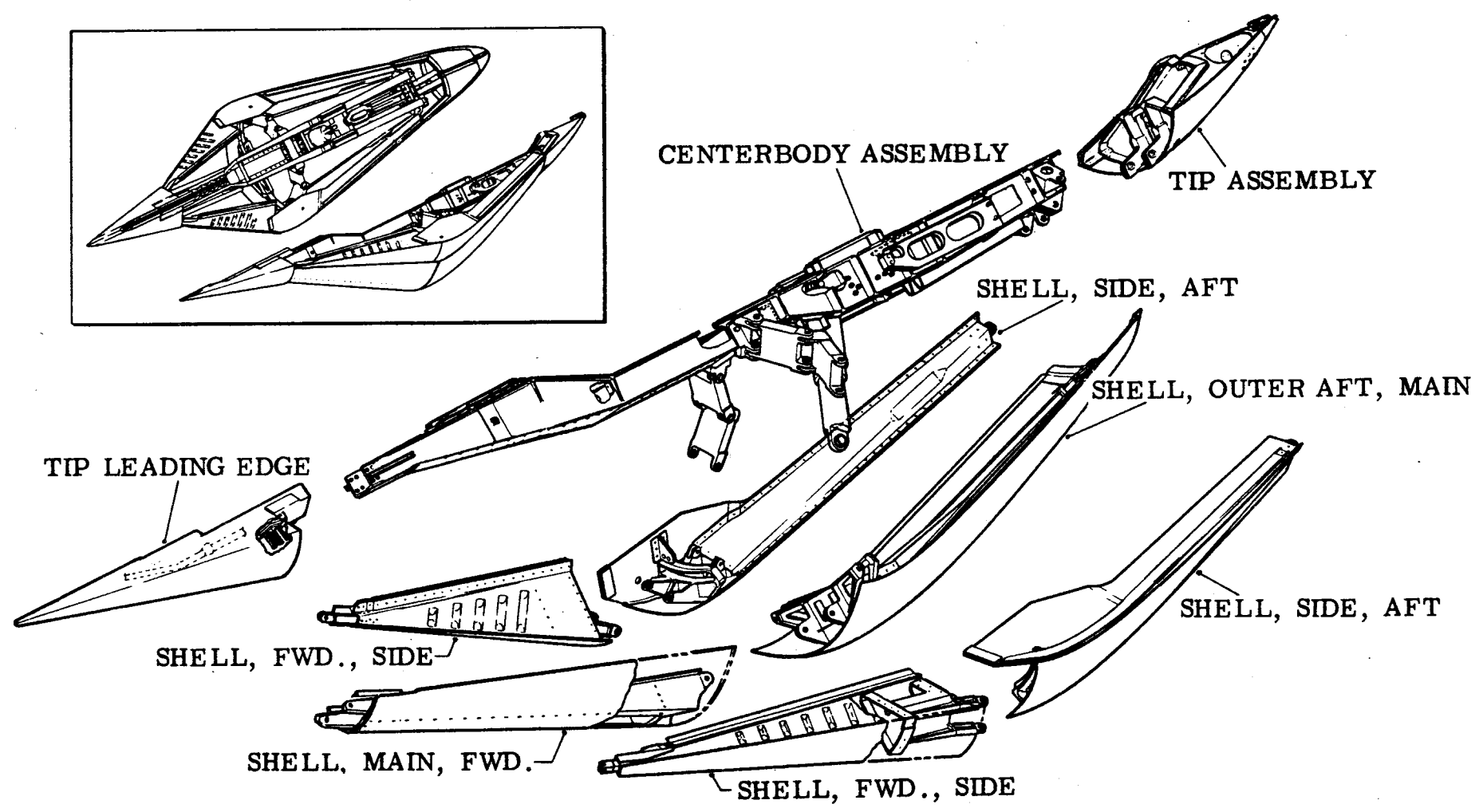
SHELL, FWD., SIDE

LEGEND

 New



I-78 SPIKE

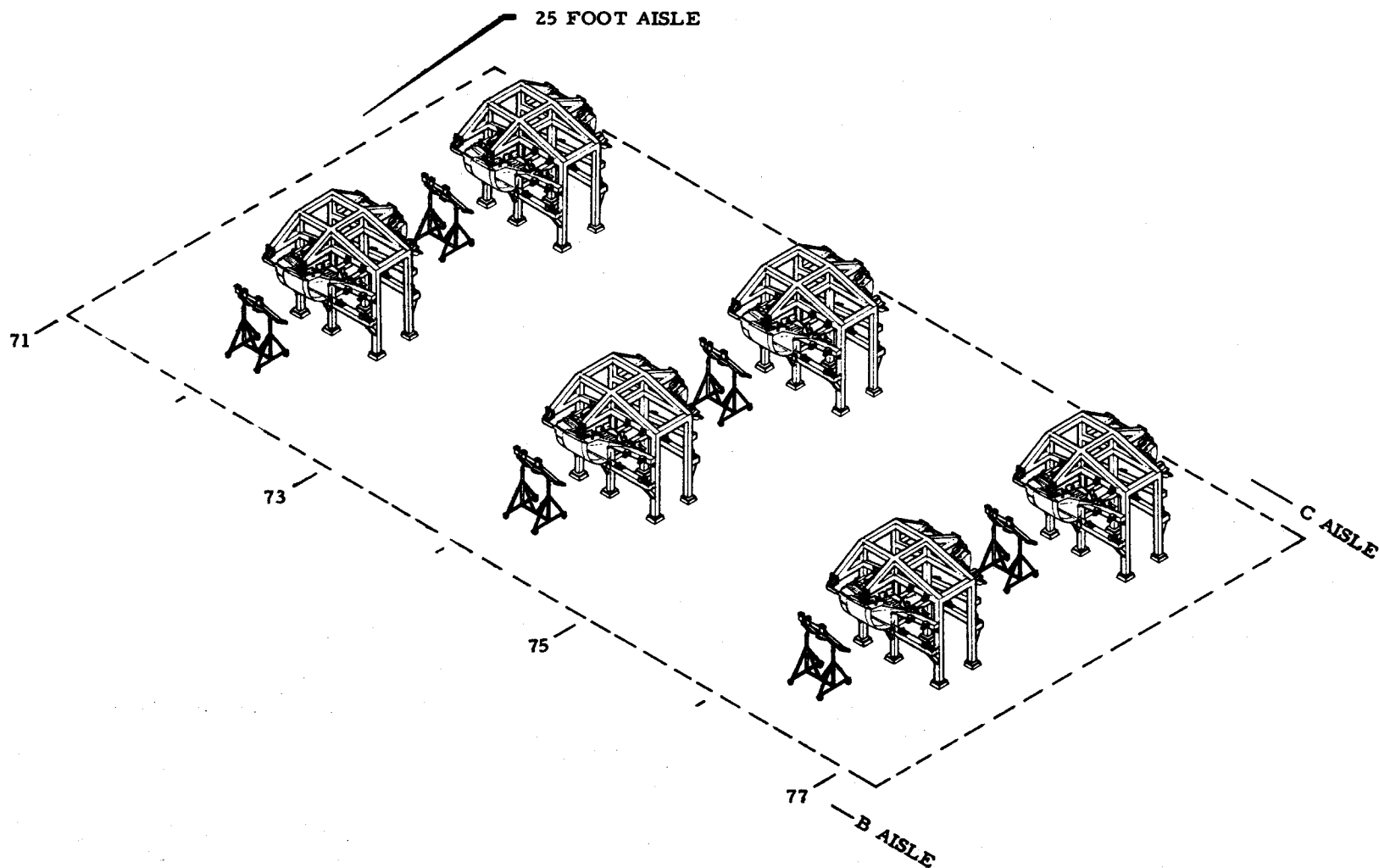


LEGEND

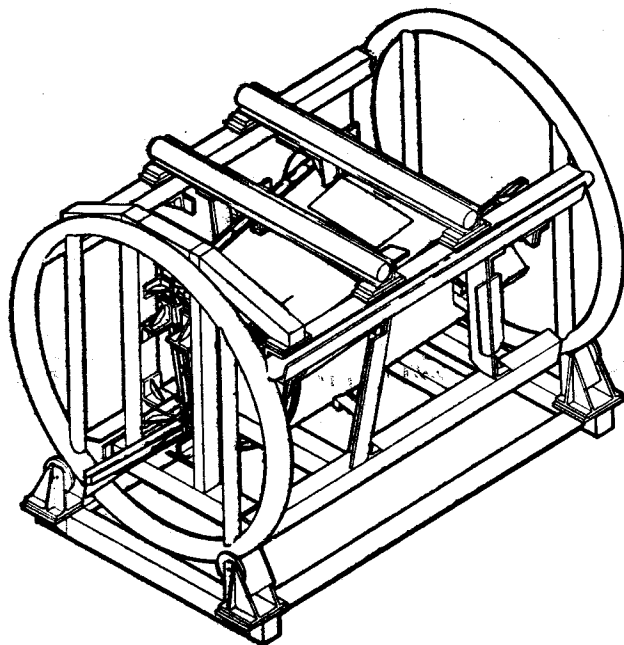
☐ I-78 Spike and TF 30-P-12/7
Engine Peculiar Requirements

111 NACELLE STRUCTURE WORK AREA

ITEM 51

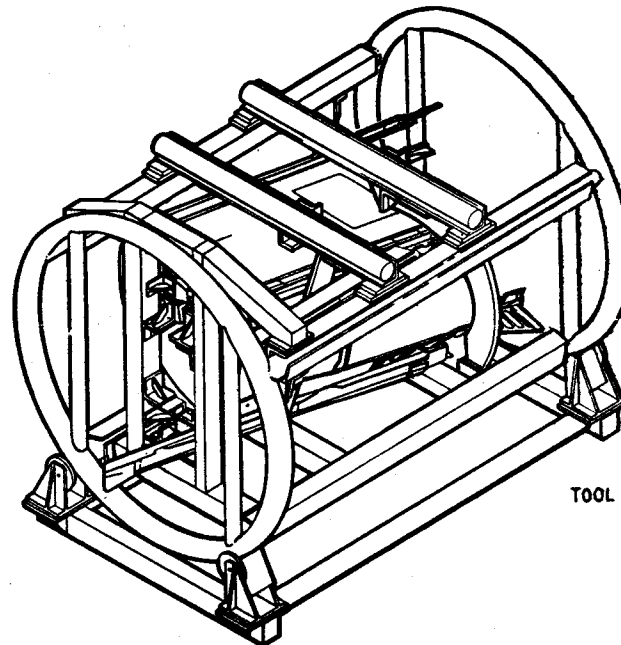


F-111 AFT CTR. FUSE. SIDE ASSY. ASFX - L.H.



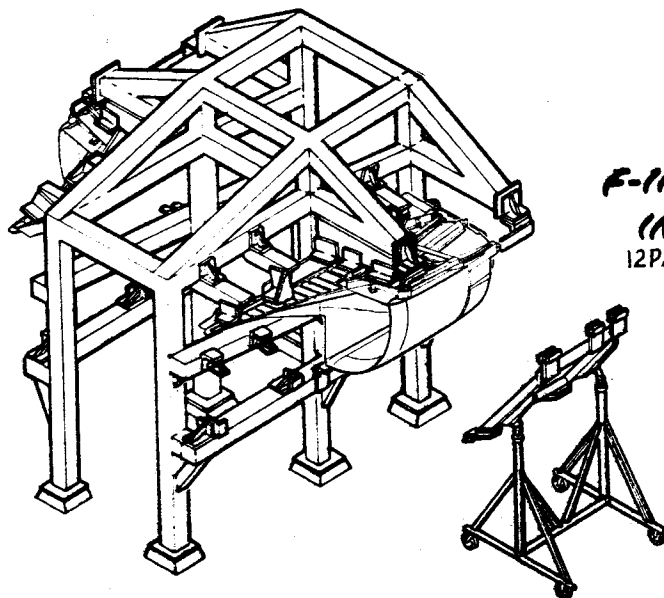
MANUFACTURING ENGINEERING
ST-766-3 16 JAN 1967

F-111 AFT CTR. FUSE. SIDE ASSY. ASFX - R.H.



TOOL No. 001007 R.H.


MANUFACTURING ENGINEERING
ST-765-4 16 JAN 1967



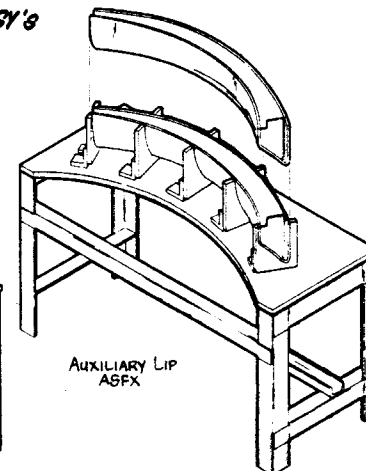
**F-111 NACELLE
INLET COFX**
12P2200

MANUFACTURING ENGINEERING
ST-773-23 23 February 1966

**F-111 NACELLE INLET SUBASSY'S
TRIPLE PLOW II**



FIXED COWL L.E.
ASFX

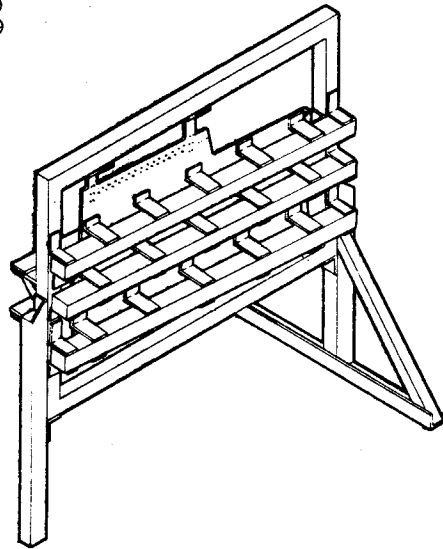


AUXILIARY LIP
ASFX

MANUFACTURING ENGINEERING
ST-773-7 27 November 1967

F-III SIDE SKIN ASSY. 12P7705 DRILL FIXTURE


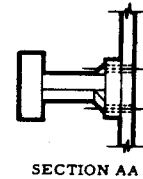
RH DRFX 029680
LH DRFX 029679



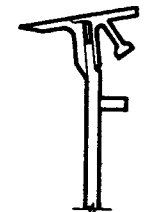
MANUFACTURING ENGINEERING
ST-776-48 30 Mar 1967

F-III NACELLE INLET SPLITTER PLATE ASFX

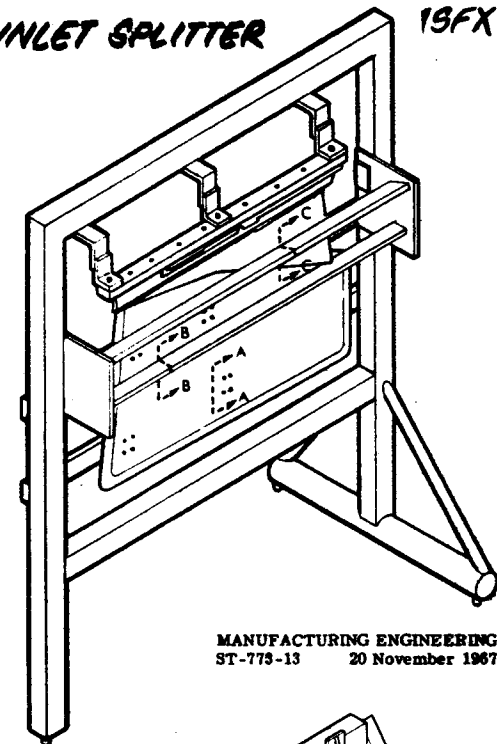
19FX



SECTION CC
CHECK GAGE



SECTION BB
CHECK GAGE

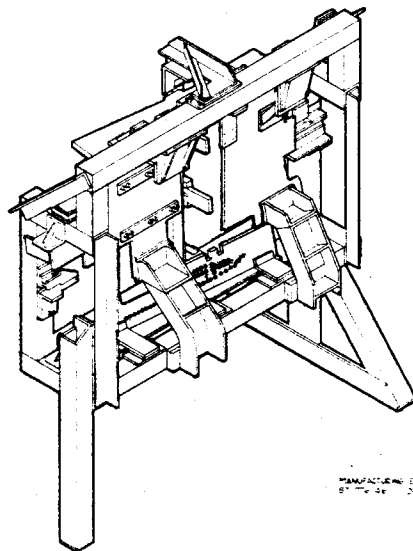


MANUFACTURING ENGINEERING
ST-773-13 20 November 1967

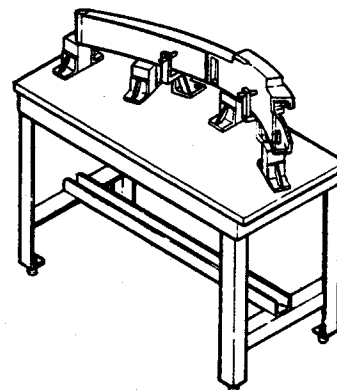
F-III GLOVE PLOW DRFX

SIDEWALL PLOW ASFX

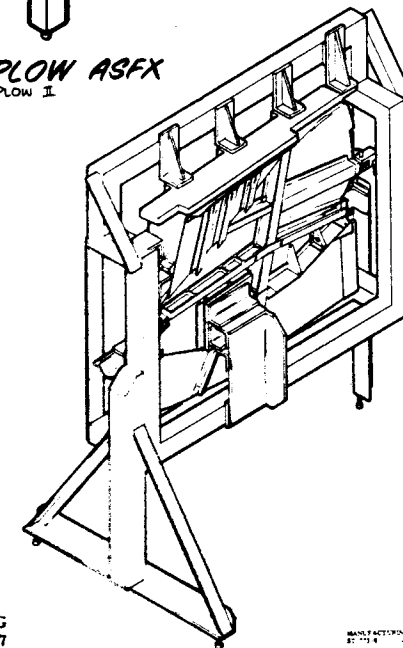
GLOVE PLOW ASFX TRIPLE PLOW II



MANUFACTURING ENGINEERING
ST-773-10 20 November 1967



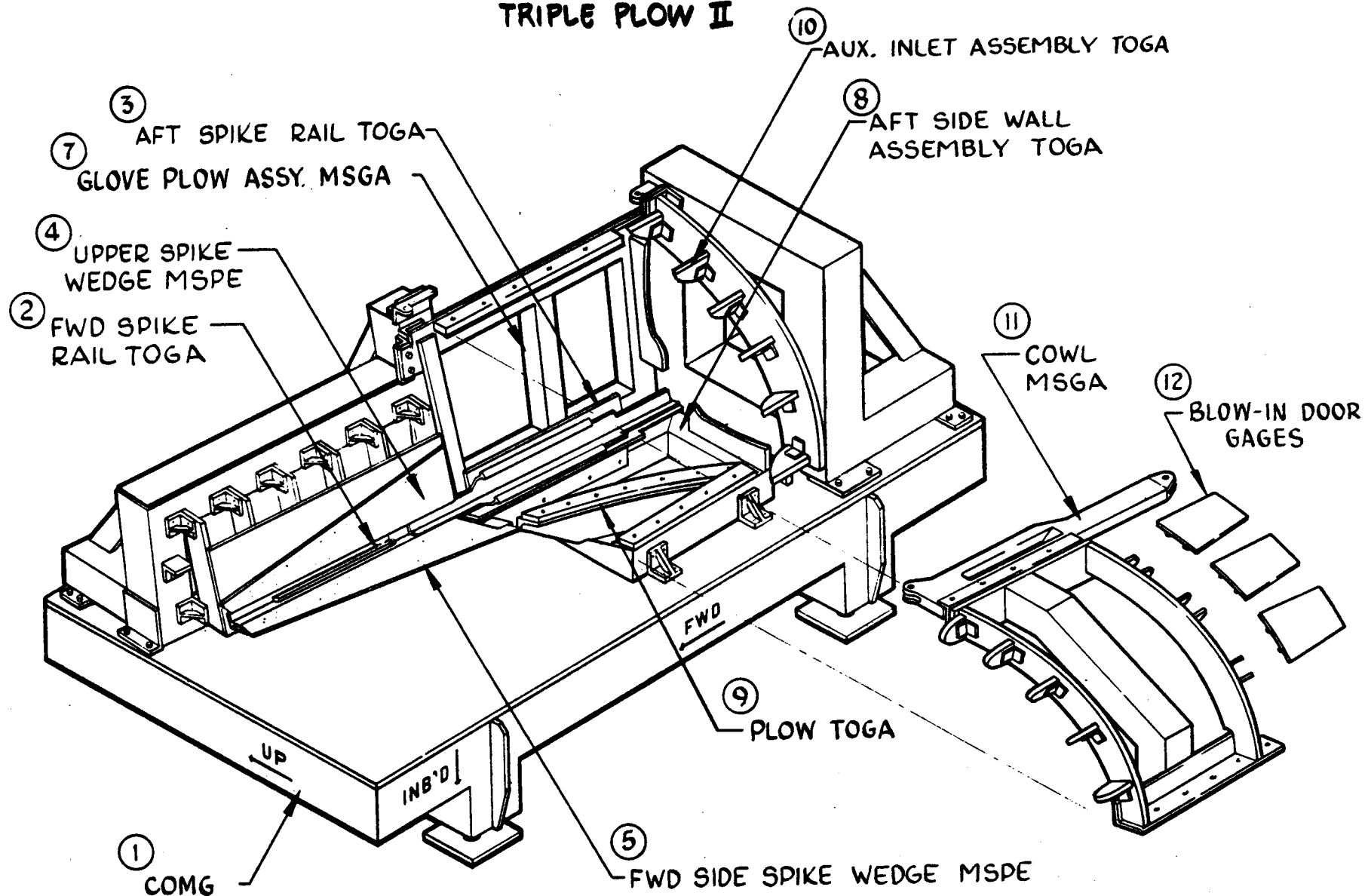
MANUFACTURING ENGINEERING
ST-773-10 20 November 1967



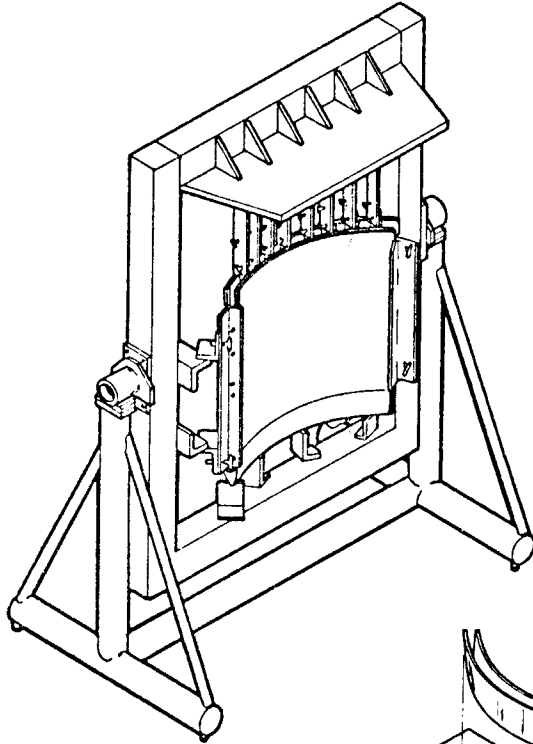
MANUFACTURING ENGINEERING
ST-773-31 10 July 1968

F-111 NACELLE INLET-COMG

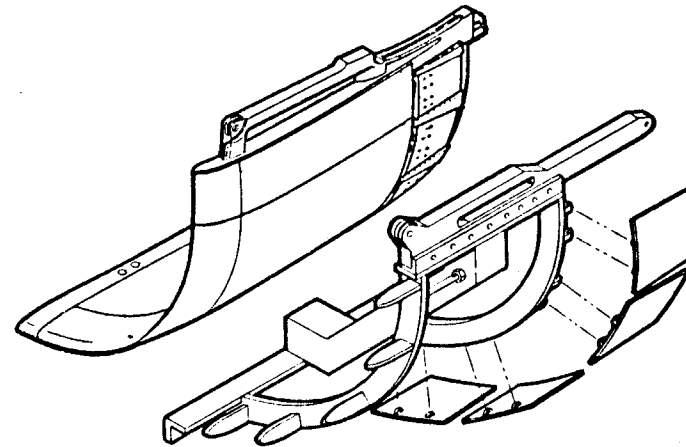
TRIPLE PLOW II



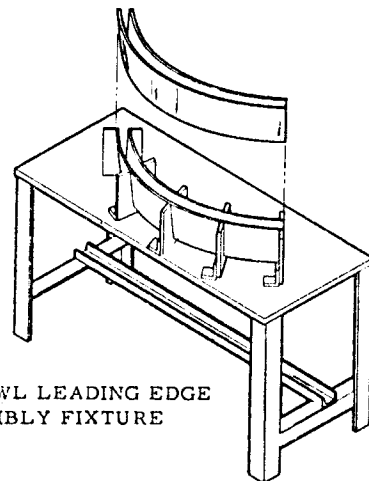
FIXED COWL TOOLING



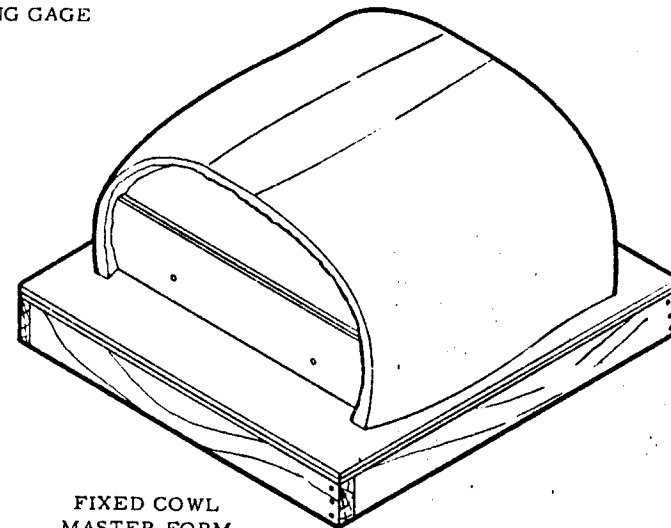
FIXED COWL
ASSEMBLY FIXTURE



FIXED COWL
TOOLING GAGE

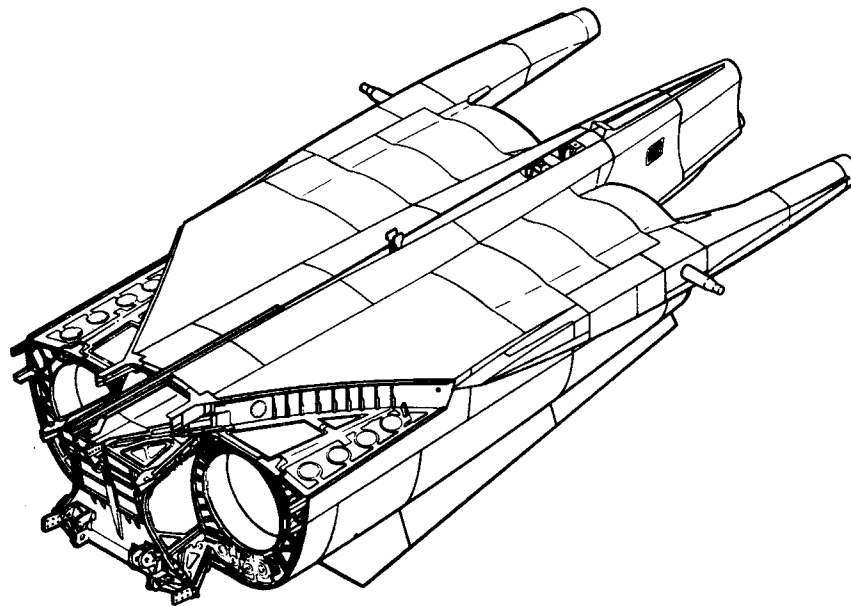


FIXED COWL LEADING EDGE
ASSEMBLY FIXTURE



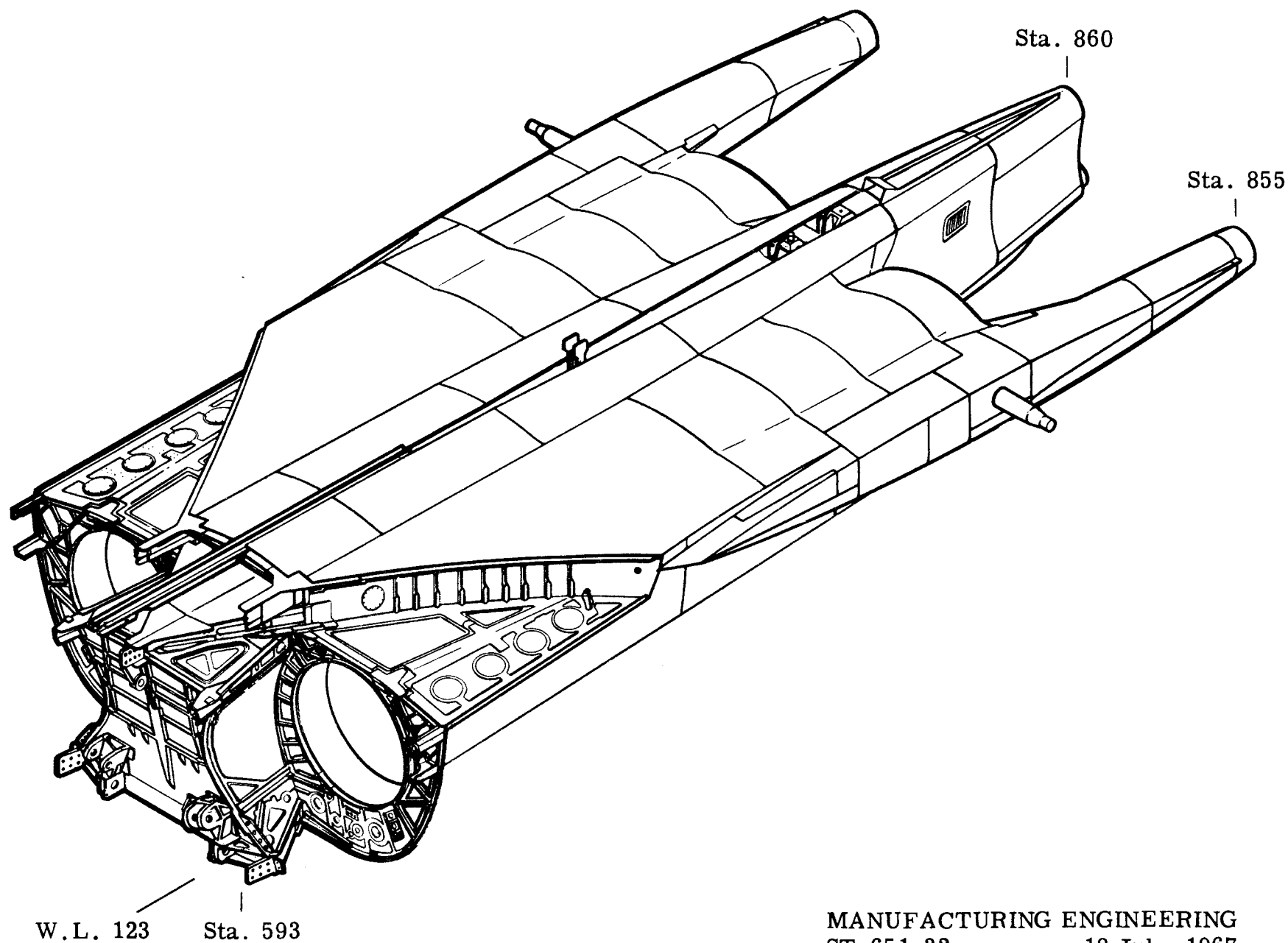
FIXED COWL
MASTER FORM

AFT FUSELAGE



F-111A AFT FUSELAGE

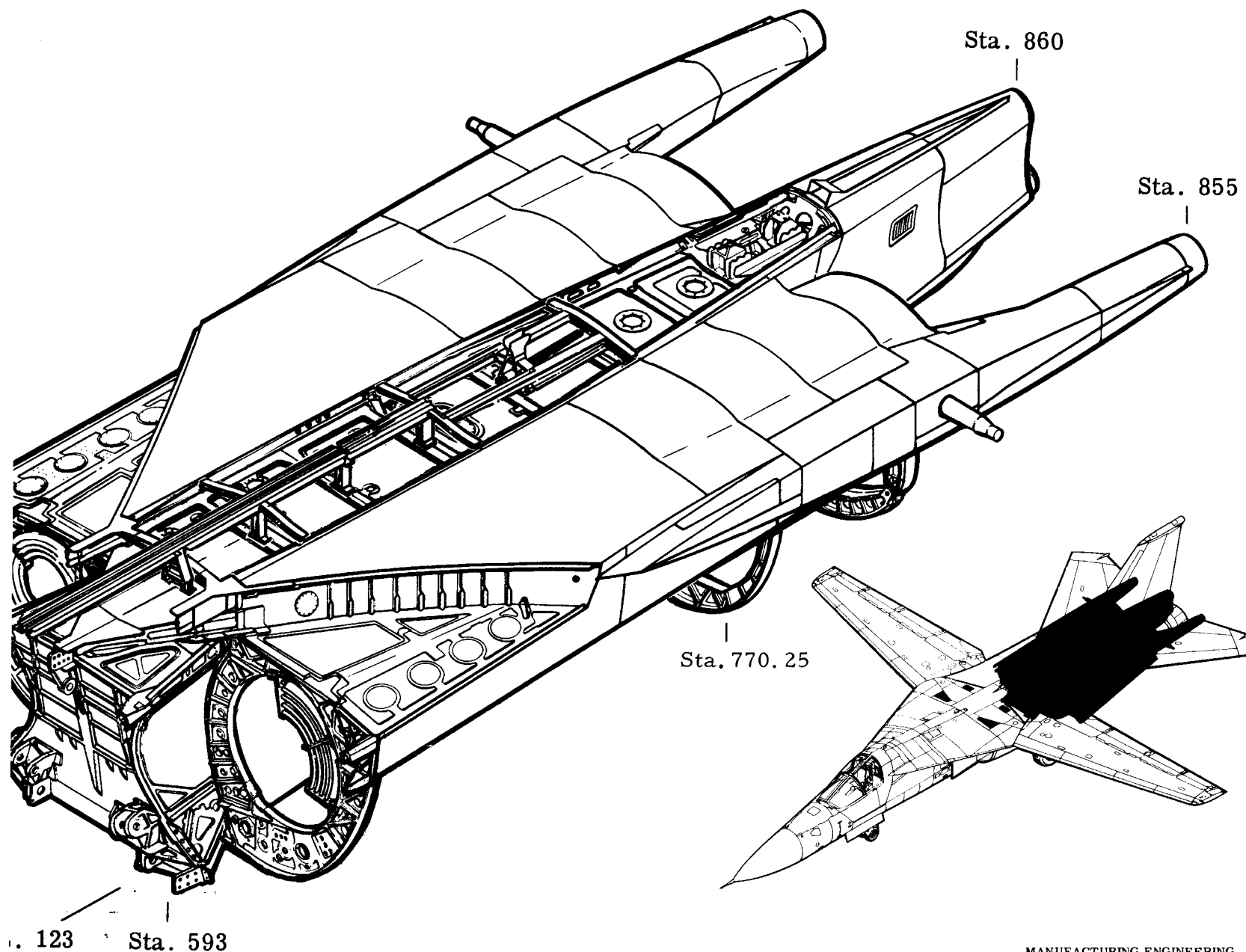
TAC 31-on



MANUFACTURING ENGINEERING
ST-651-32A 18 July 1967

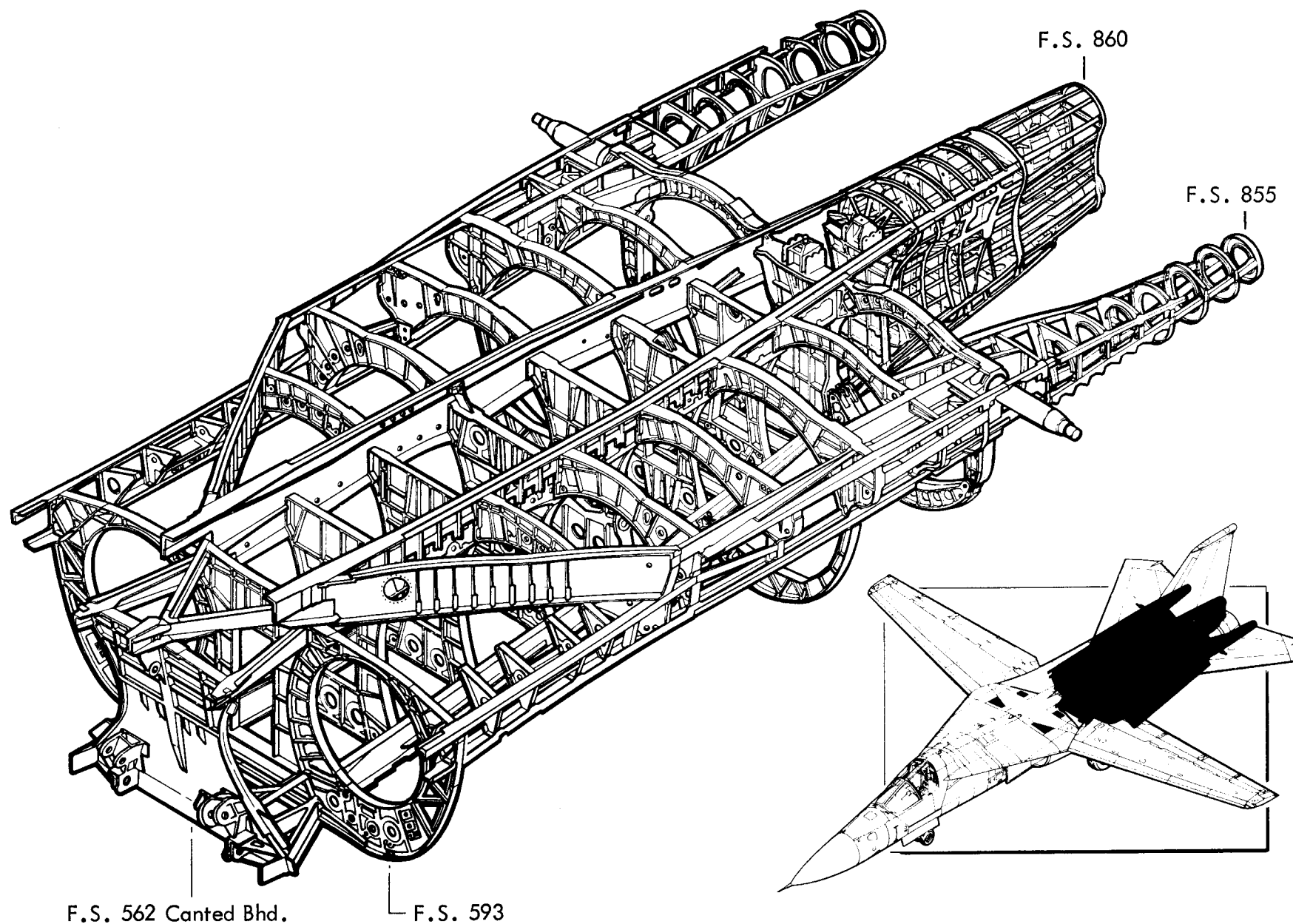
LEFT FUSELAGE-COMPOSITE (DECK PANELS REMOVED)

(TAC 31 AND ON; BOMBER 3 AND ON)



F-111A AFT FUSELAGE STRUCTURE

TAC 31-on, Bomber 3-on



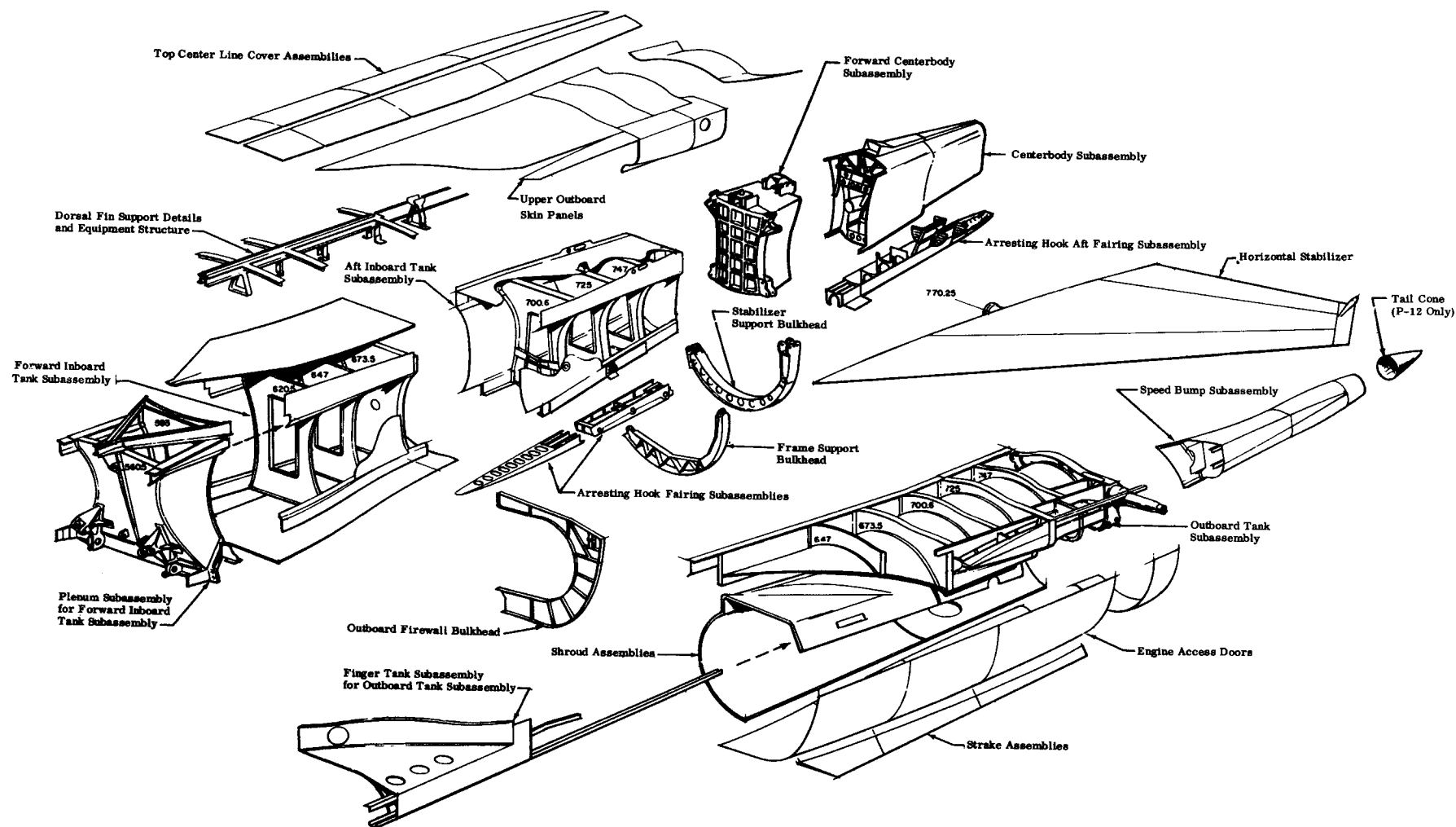
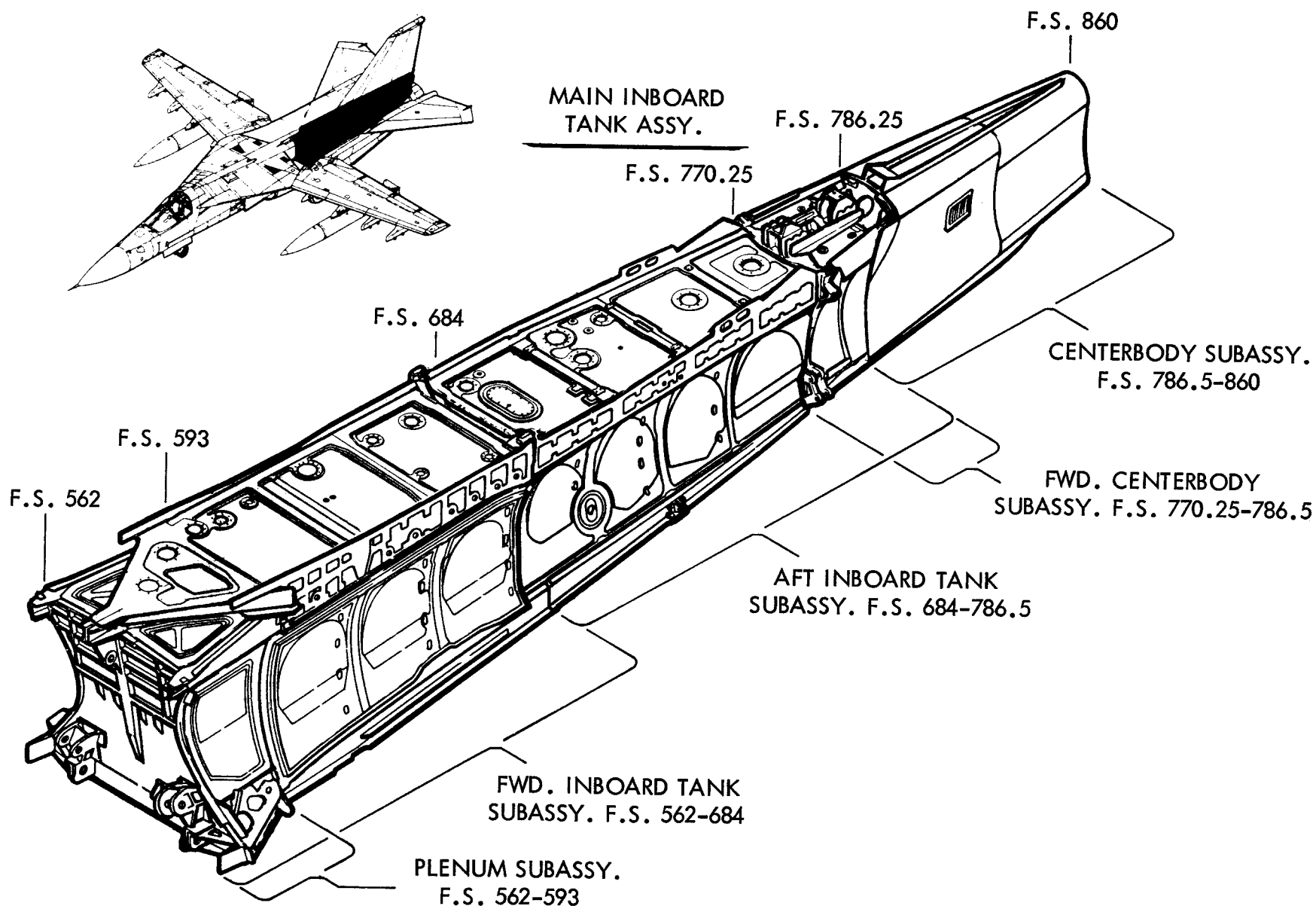


Figure 2-2 Fuselage Aft Section and Horizontal Stabilizer Subassembly Breakdown

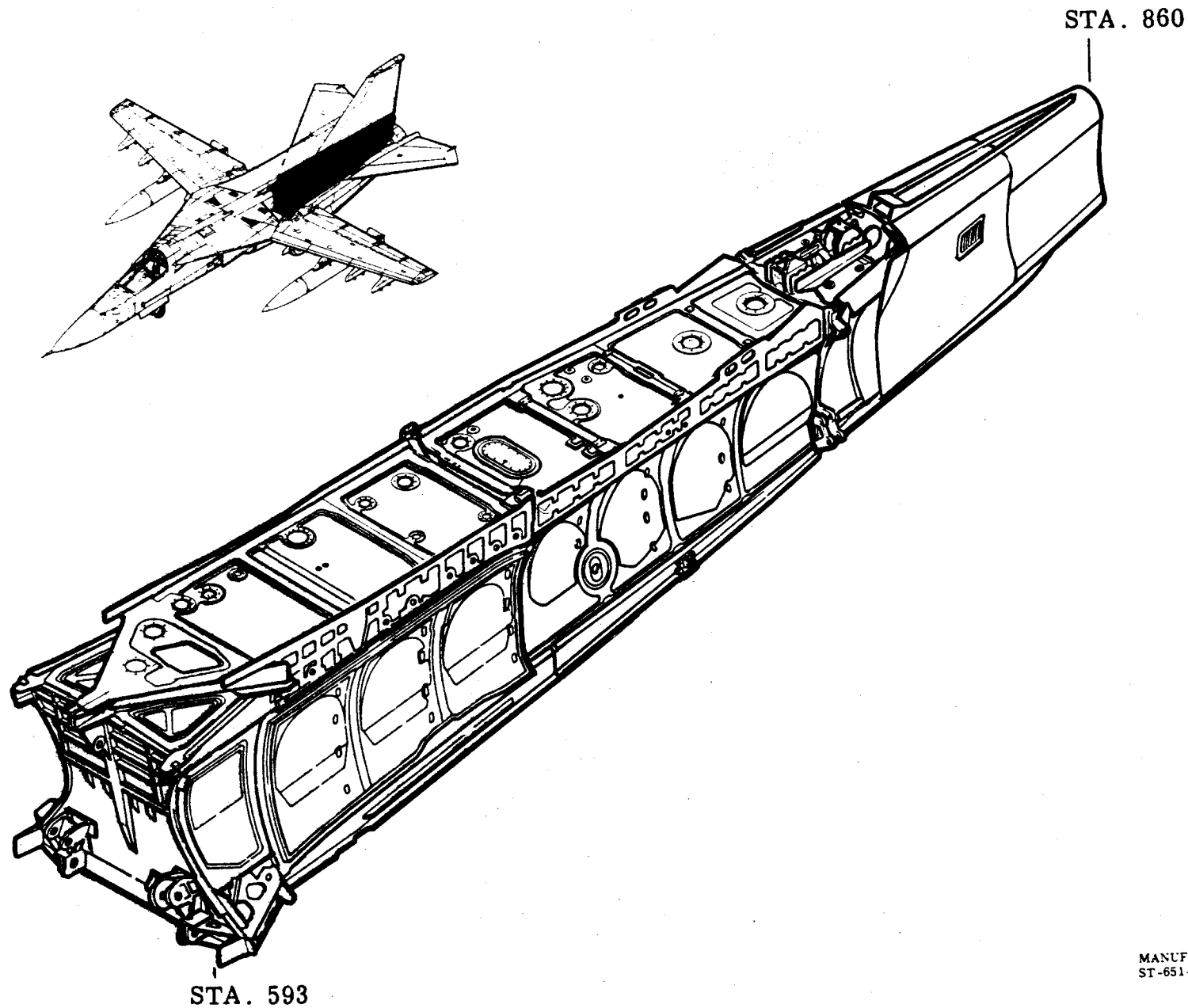
III AFT FUSELAGE - INTERMEDIATE JOINING

ITEM 9101

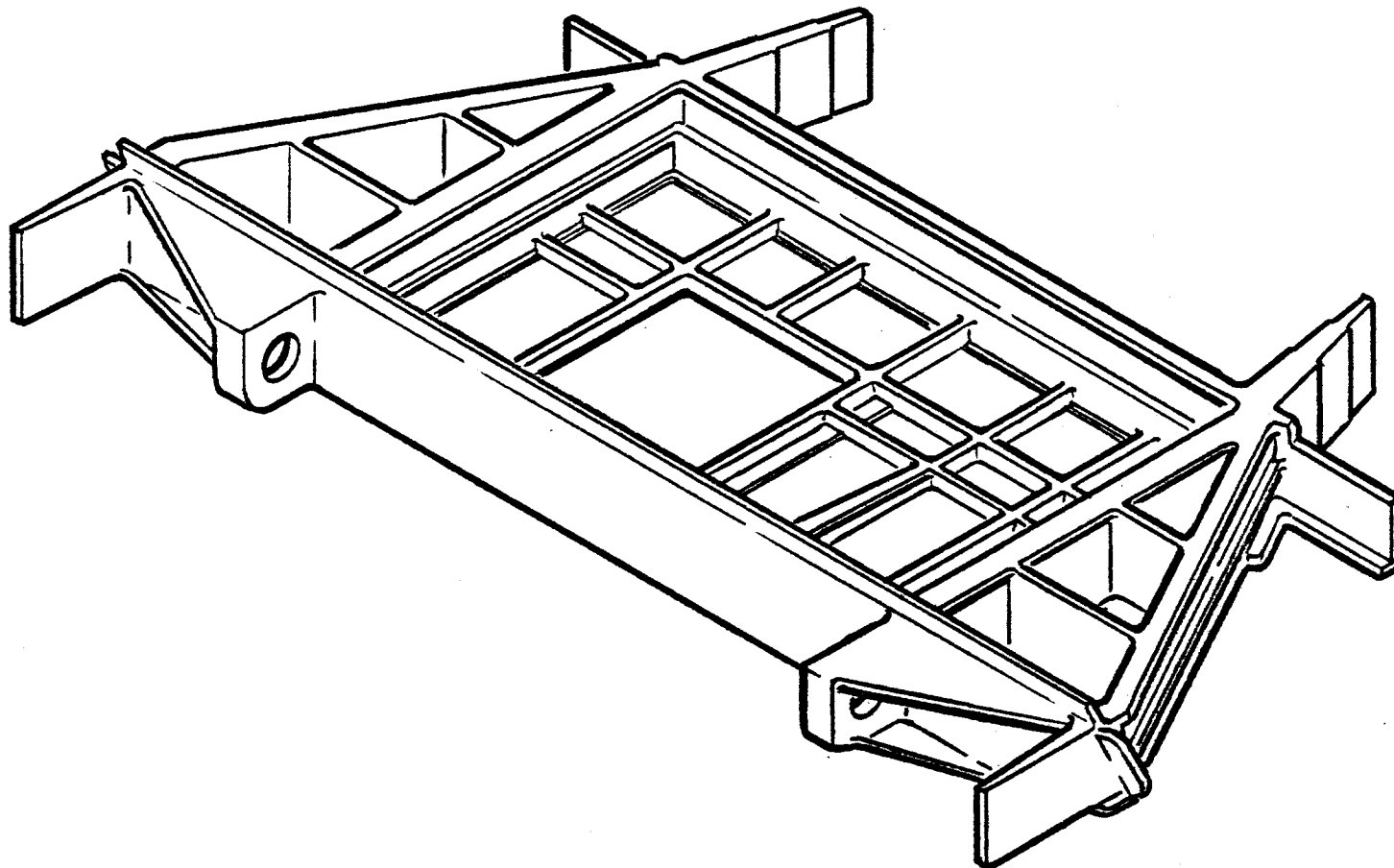


III AFT FUSELAGE - INTERMEDIATE JOINING

ITEM 9101



MANUFACTURING ENGINEERING
ST-651-76 15 November 1968

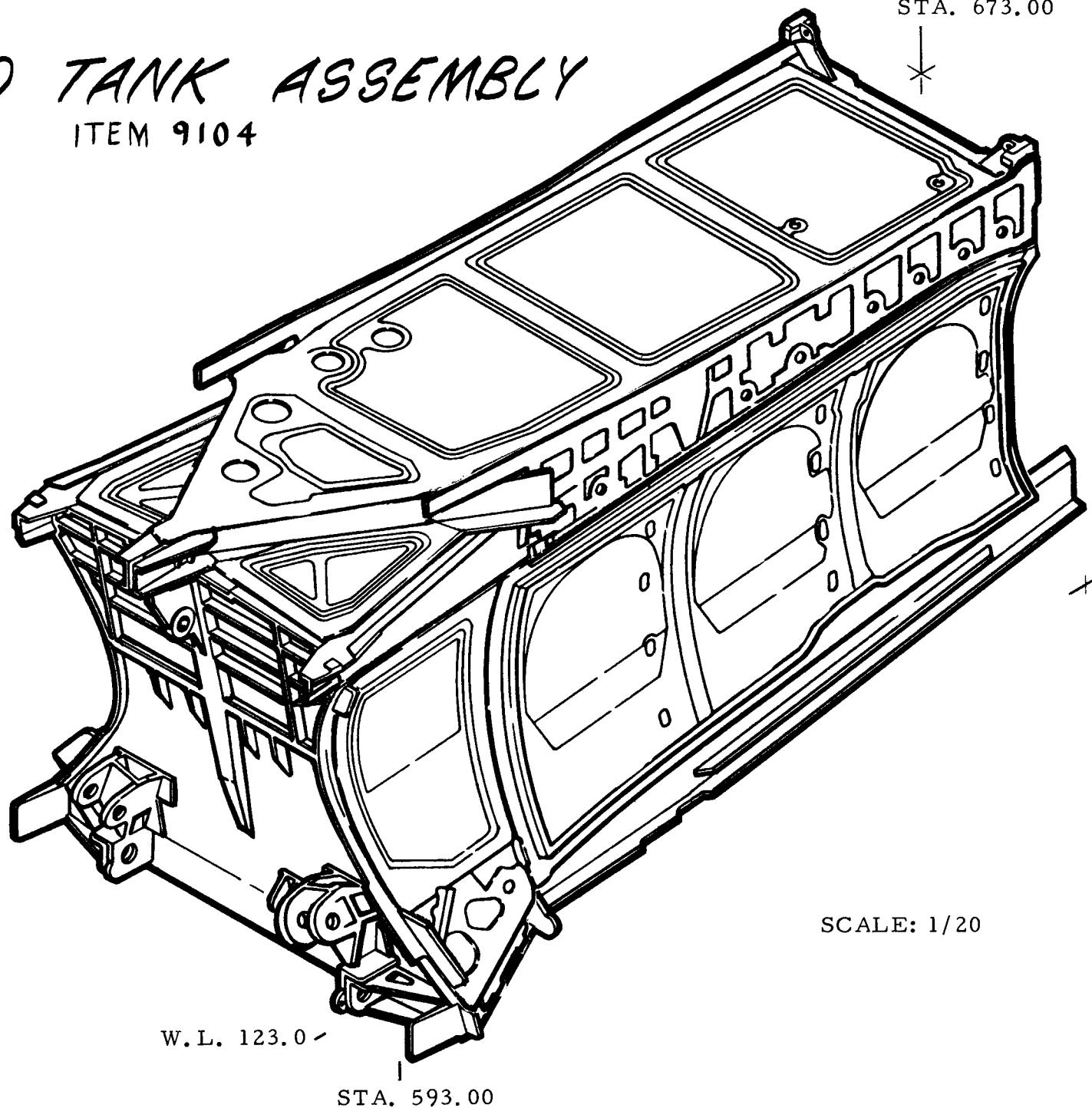


LOWER LONGERON SPLICE
AFT FUSELAGE

ST-906A MARCH 1964

III FWD TANK ASSEMBLY

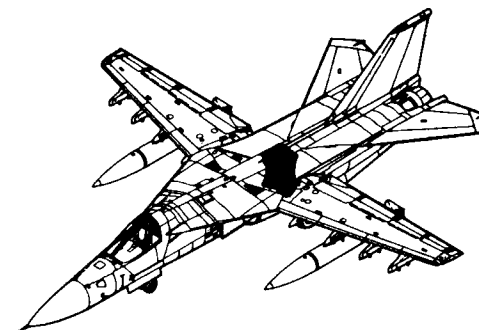
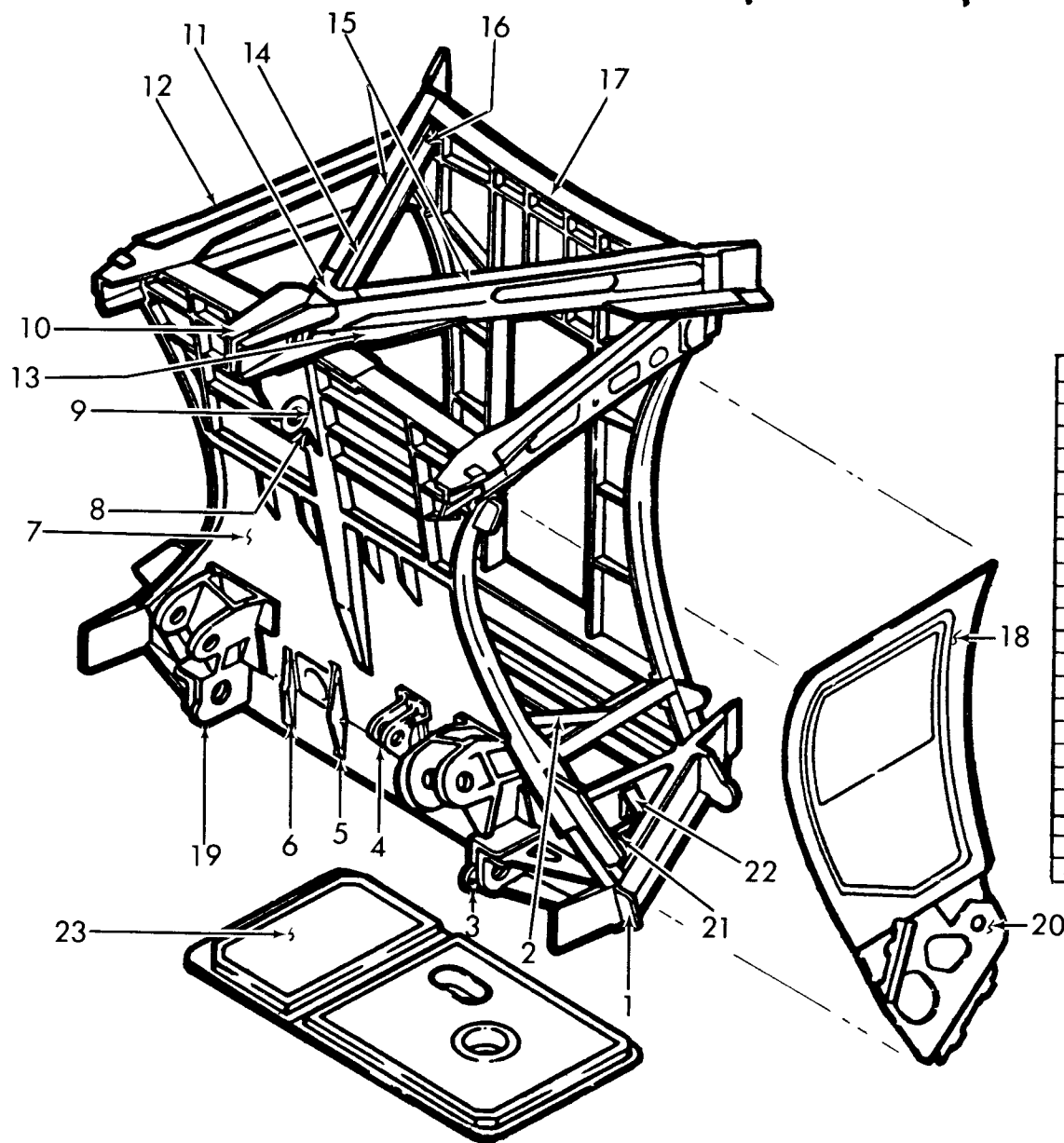
ITEM 9104



SCALE: 1/20

F-111A/FB-111A PLENUM & FWD. TANK INBD. SUBASSY-STRUCTURE

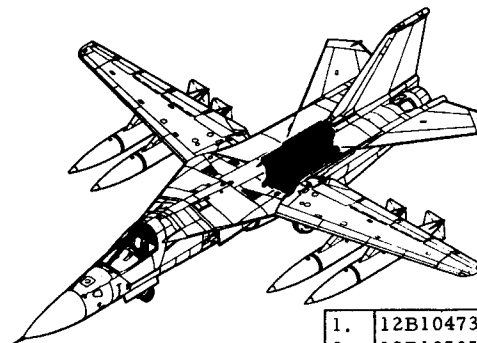
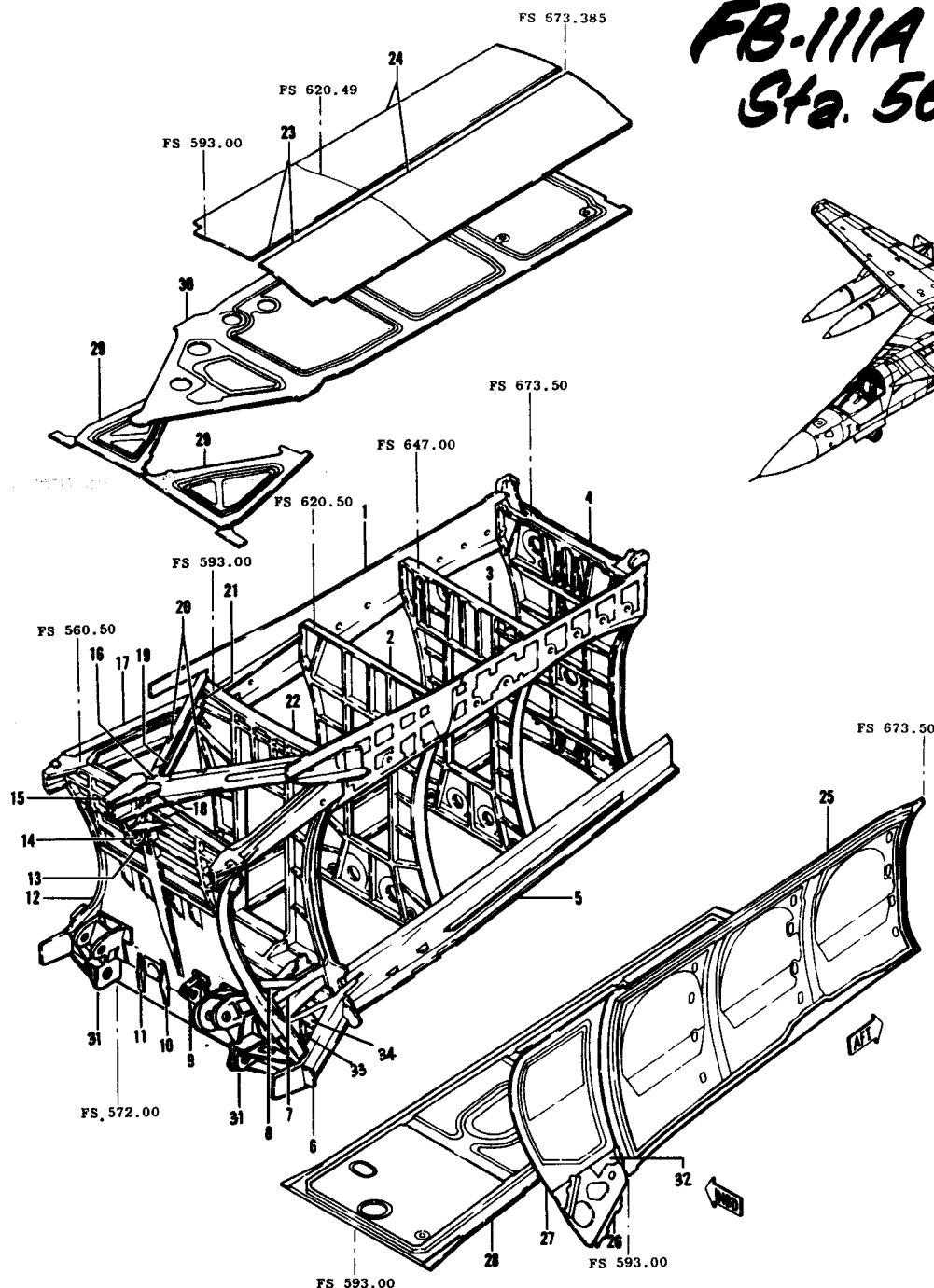
AI 31 & ON - BI 3 & ON



1.	12B10503	Splice, Lower Longeron
2.	12B10594	Floor, Sta. 571 - 593
3.	12B10712	Stiffener, Sta. 572 - 583
4.	12B10570	Support, MLG Act., Sta. 567.5
5.	12B10715	Bracket, MLG Bulkhead, Inboard
6.	12B10711	Bracket, MLG Bulkhead, Outboard
7.	12B10500	Bulkhead, Landing Gear
8.	12B10502	Support, MLG Drag Brace, Sta. 559
9.	12B9186	Support, MLG Drag Brace, Lateral
10.	12B10547	Support, MLG Drag Brace, Sta. 560.5
11.	12B10546	Retainer, Closure, Sta. 560.5
12.	12B10530	Longeron, Upper
13.	12B10562	Plate, Splice, Sta. 560
14.	12B9559	Angle, Inboard Closure Beam L/R
15.	12B10558	Beam, Inboard Closure Beam L/R
16.	12B10560	Block, Seal
17.	12B10526	Bulkhead, Sta. 593
18.	12B10501	Support, MLG Shock Structure, Sta. 558
19.	12B10554	Support, Sta. 579
20.	12B10555	Support, Sta. 585
21.	12B10104	Wall - Sta. 571 - 593
22.	12B10182	Stiffener, Bowed, Air Beam
23.	12B10102	Panel, Sta. 572 - 593

FB-111A FORWARD SUBASSY.

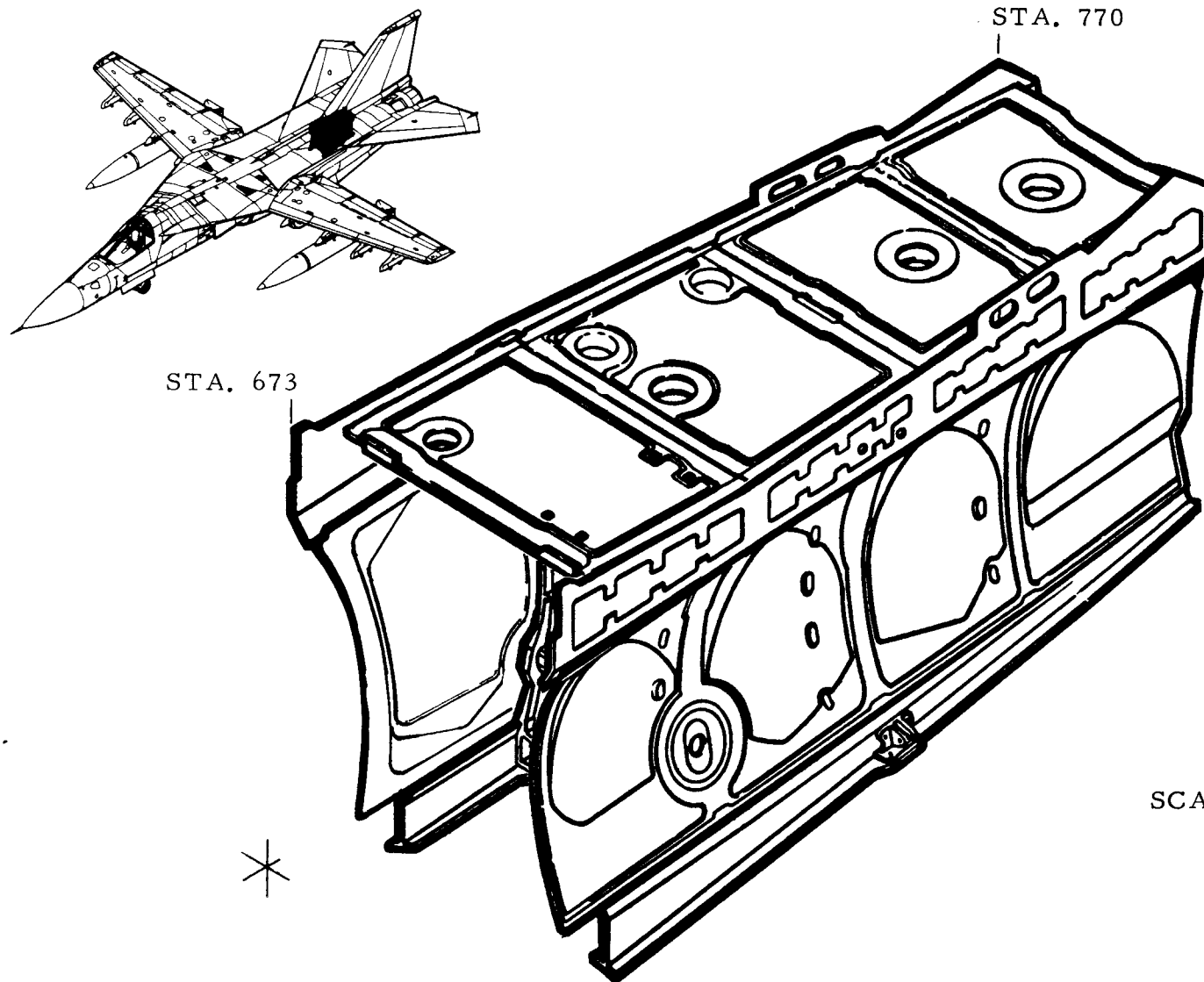
Sta. 560.5 - 673.5 B1, 3-on



1.	12B10473	Web, Sta. 595-673. Upr. Longeron
2.	12B10505	Bulkhead, Sta. 620.5
3.	12B10507	Bulkhead, Sta. 647
4.	12B10509	Bulkhead, Sta. 673.5
5.	12B10812	Longeron, Sta. 594-684, Lwr.
6.	12B10503	Splice, Lower Longeron
7.	12B10594	Floor - Sta. 571-593
8.	12B10712	Stiffener, Sta. 572-583
9.	12B10570	Support - MLG Act., Sta. 567.5
10.	12B10715	Bracket - MLG Bhd. - Inbd.
11.	12B10711	Bracket - MLG Bhd. - Outbd.
12.	12B10500	Bulkhead - Landing Gear
13.	12B10502	Support - MLG Drag Brace, Sta. 559
14.	12B9186	Support - MLG Drag Brace, Lateral
15.	12B10547	Support - MLG Drag Brace, Sta. 560.5
16.	12B10546	Retainer - Clos., Sta. 560.5
17.	12B10530	Longeron - Upper
18.	12B10562	Plate - Splice, Sta. 560
19.	12B9559	Angle - Inbd. Clos. Beam L/R
20.	12B10558	Beam - Inbd. Clos. Beam L/R
21.	12B10560	Block - Seal
22.	12B10526	Bulkhead, Sta. 593
23.	12B10081	Cover - Sta. 593-621, Upper
24.	12B601	Cover - Sta. 620-673, Upper
25.	12B10100	Wall - Sta. 593-673.5
26.	12B10111	Panel Instl. - L. G. Bhd.
27.	12B10104	Wall - Sta. 571-593
28.	12B10101	Panel - Sta. 593-700.6, Bottom Skin
29.	12B10105	Panel - Sta. 560.5-593 Underwing
30.	12B10103	Panel - Sta. 558.4-673.5, Top
31.	12B10501	Support - MLG Shock Strut - Sta. 558
32.	12B10182	Stiff. - Bowed, Air Beam
33.	12B10554	Support, Sta. 579
34.	12B10555	Support, Sta. 585

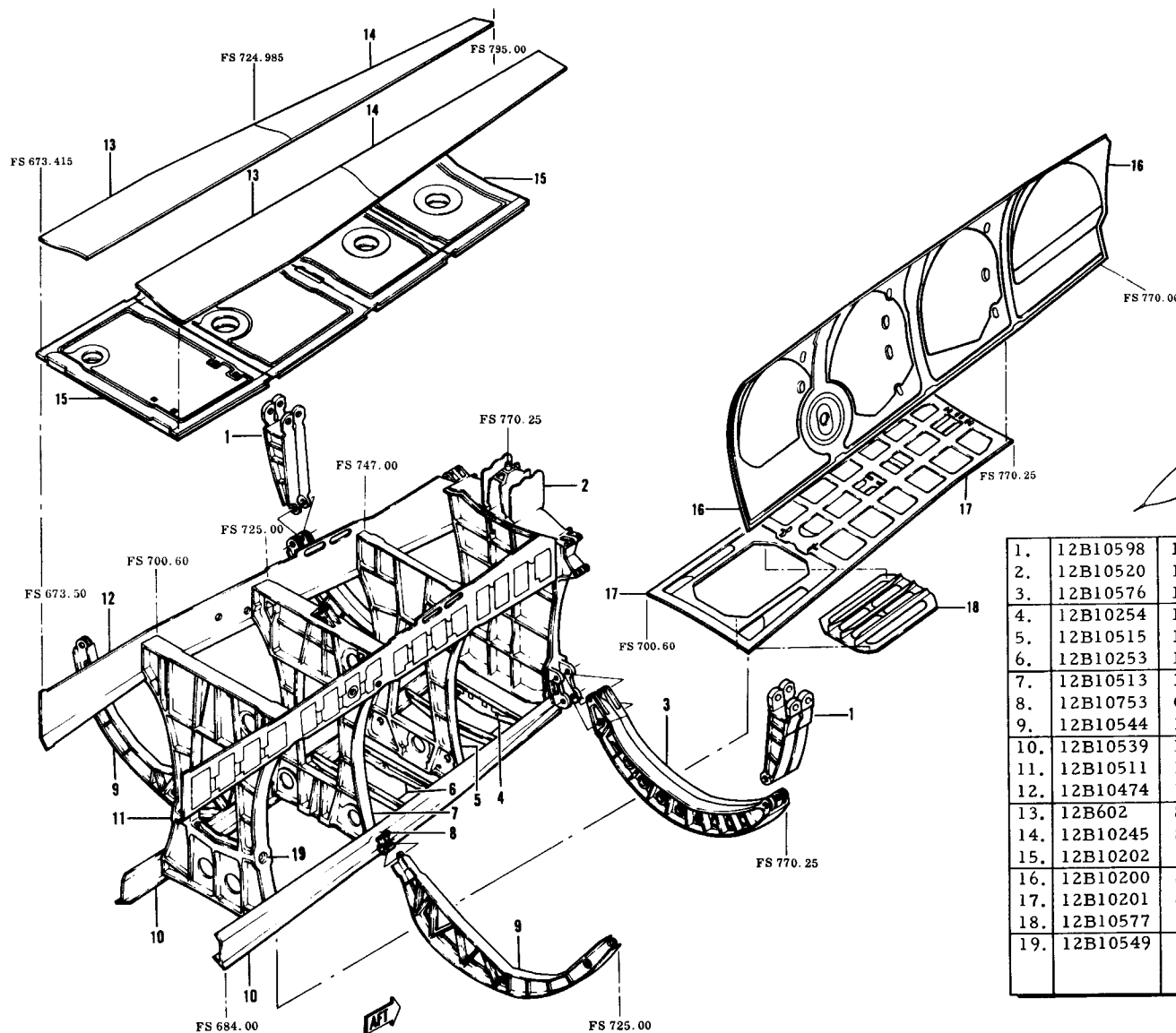
III AFT TANK ASSEMBLY

ITEM 9108



F-111A AFT SUBASSEMBLY - Sta. 700-770

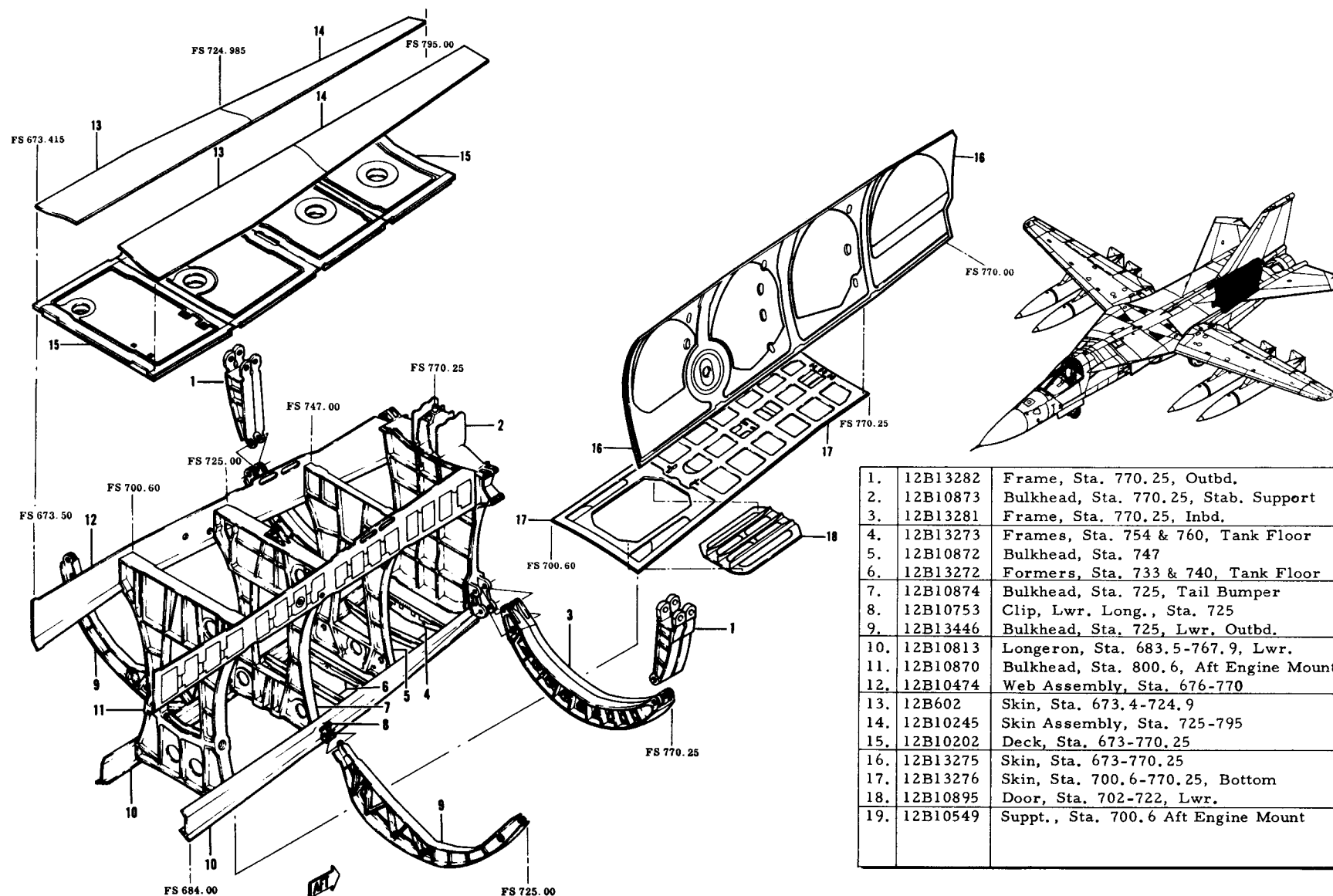
A1, 19-on



1.	12B10598	Frame, Sta. 770.25, Outbd.
2.	12B10520	Bulkhead, Sta. 770.25, Stab. Support
3.	12B10576	Frame, Sta. 770.25, Inbd.
4.	12B10254	Frames, Sta. 754 & 760, Tank Floor
5.	12B10515	Bulkhead, Sta. 747
6.	12B10253	Formers, Sta. 733 & 740, Tank Floor
7.	12B10513	Bulkhead, Sta. 725, Tail Bumper
8.	12B10753	Clip, Lwr. Long., Sta. 725
9.	12B10544	Bulkhead, Sta. 725, Lwr. Outbd.
10.	12B10539	Longeron, Sta. 683.5-767.9, Lwr.
11.	12B10511	Bulkhead, Sta. 800.6, Aft Engine Mount
12.	12B10474	Web Assembly, Sta. 676-770
13.	12B602	Skin, Sta. 673.4-724.9
14.	12B10245	Skin Assembly, Sta. 725-795
15.	12B10202	Deck, Sta. 673-770.25
16.	12B10200	Skin, Sta. 673-770.25
17.	12B10201	Skin, Sta. 700.6-770.25, Bottom
18.	12B10577	Door, Sta. 702-722, Lwr.
19.	12B10549	Support, Sta. 700.6 Aft Engine Mount

FB-111A AFT SUBASSEMBLY - Sta. 673-795

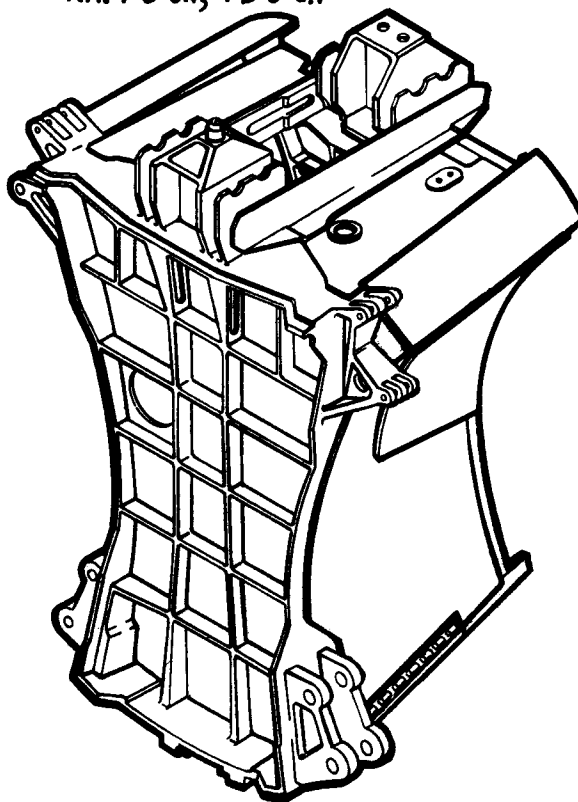
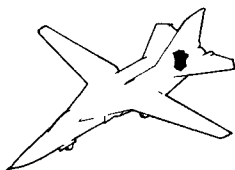
B1, 3-on



1.	12B13282	Frame, Sta. 770.25, Outbd.
2.	12B10873	Bulkhead, Sta. 770.25, Stab. Support
3.	12B13281	Frame, Sta. 770.25, Inbd.
4.	12B13273	Frames, Sta. 754 & 760, Tank Floor
5.	12B10872	Bulkhead, Sta. 747
6.	12B13272	Formers, Sta. 733 & 740, Tank Floor
7.	12B10874	Bulkhead, Sta. 725, Tail Bumper
8.	12B10753	Clip, Lwr. Long., Sta. 725
9.	12B13446	Bulkhead, Sta. 725, Lwr. Outbd.
10.	12B10813	Longeron, Sta. 683.5-767.9, Lwr.
11.	12B10870	Bulkhead, Sta. 800.6, Aft Engine Mount
12.	12B10474	Web Assembly, Sta. 676-770
13.	12B602	Skin, Sta. 673.4-724.9
14.	12B10245	Skin Assembly, Sta. 725-795
15.	12B10202	Deck, Sta. 673-770.25
16.	12B13275	Skin, Sta. 673-770.25
17.	12B13276	Skin, Sta. 700.6-770.25, Bottom
18.	12B10895	Door, Sta. 702-722, Lwr.
19.	12B10549	Suppt., Sta. 700.6 Aft Engine Mount

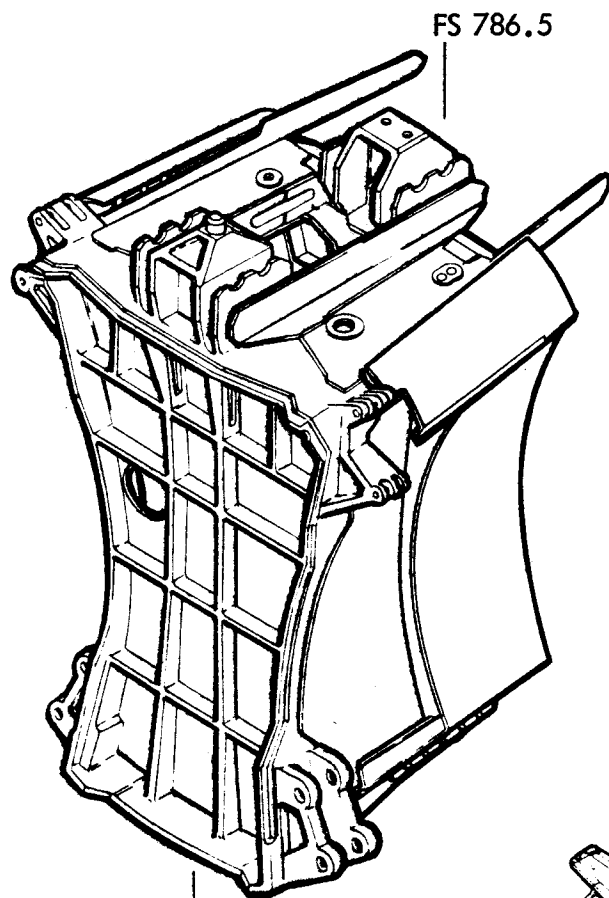
MANUFACTURING ENGINEERING
FB-143-1A Rev. 1 Aug. 1968

**F-111B/FB-111A FORWARD CENTERBODY
COMPOSITE, STA.-770.5-786.5**
NAVY 6-on, FB 3-on



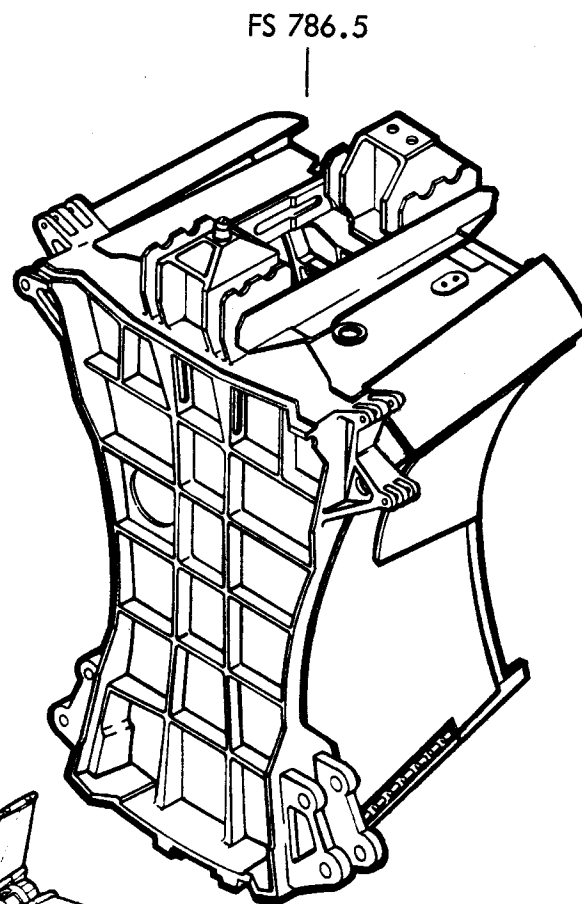
MANUFACTURING ENGINEERING
ST-651-67 22 July 1968

FORWARD CENTERBODY SUBASSEMBLY-COMPOSITE



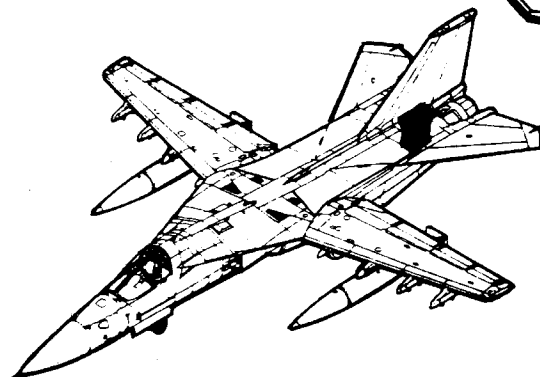
FS 770.25

F-111A 31-on



FS 770.25

FB-111A 3-on

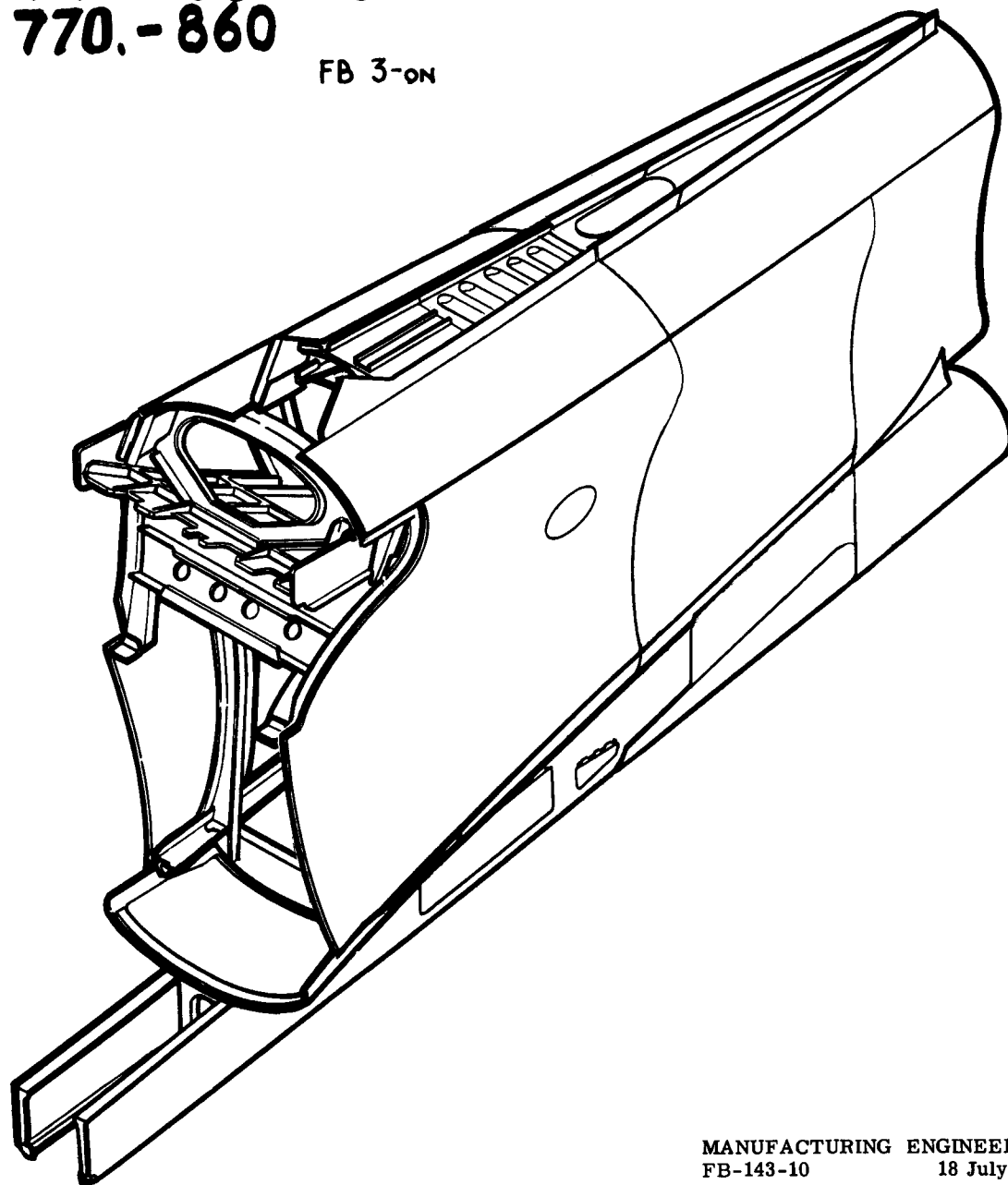
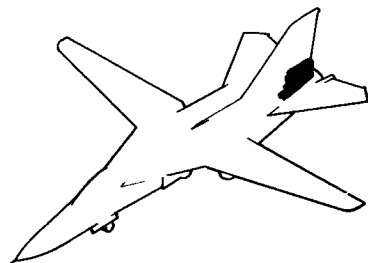


14-14

FB-111A AFT CENTERBODY COMPOSITE

STA. 770.-860

FB 3-on

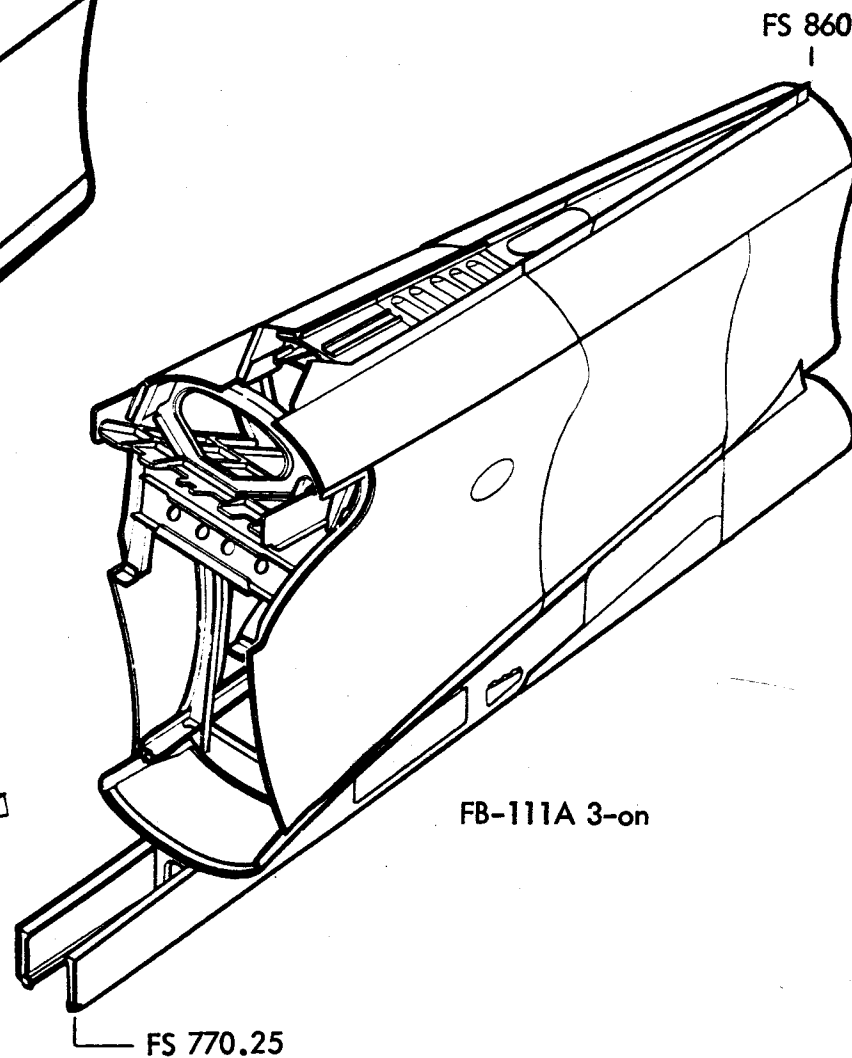
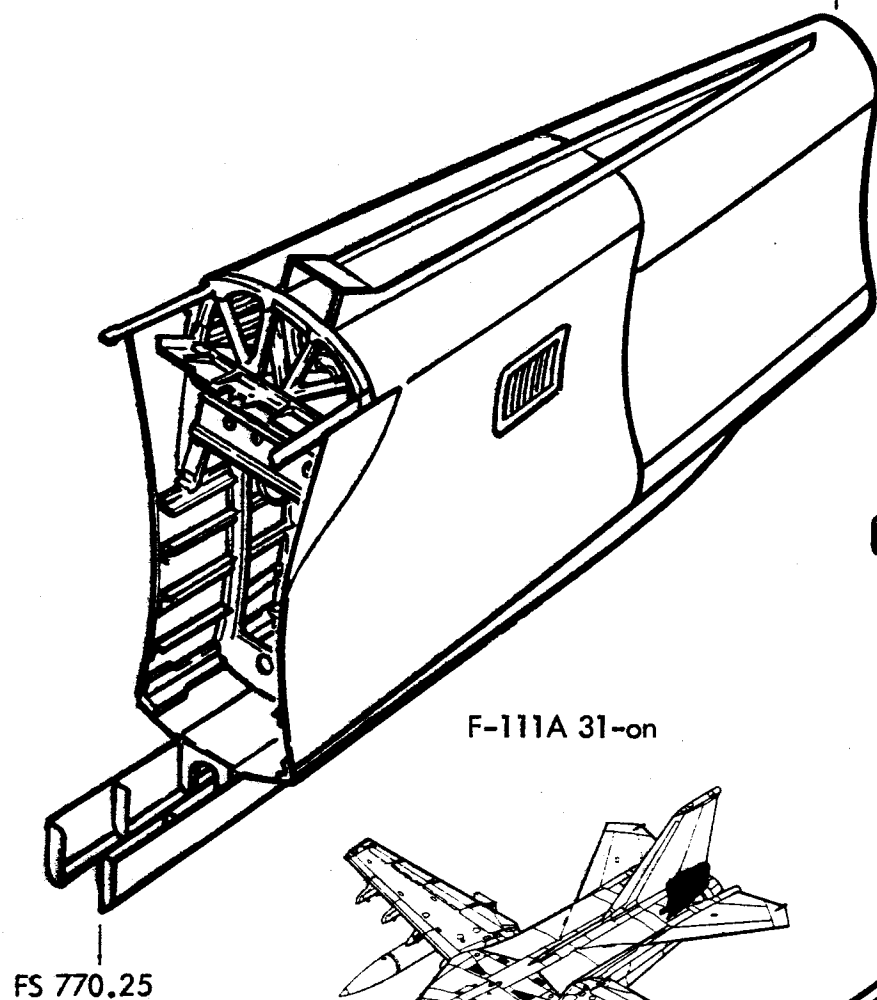


MANUFACTURING ENGINEERING
FB-143-10 18 July 1968

AFT CENTERBODY SUBASSEMBLY

ITEM 9108

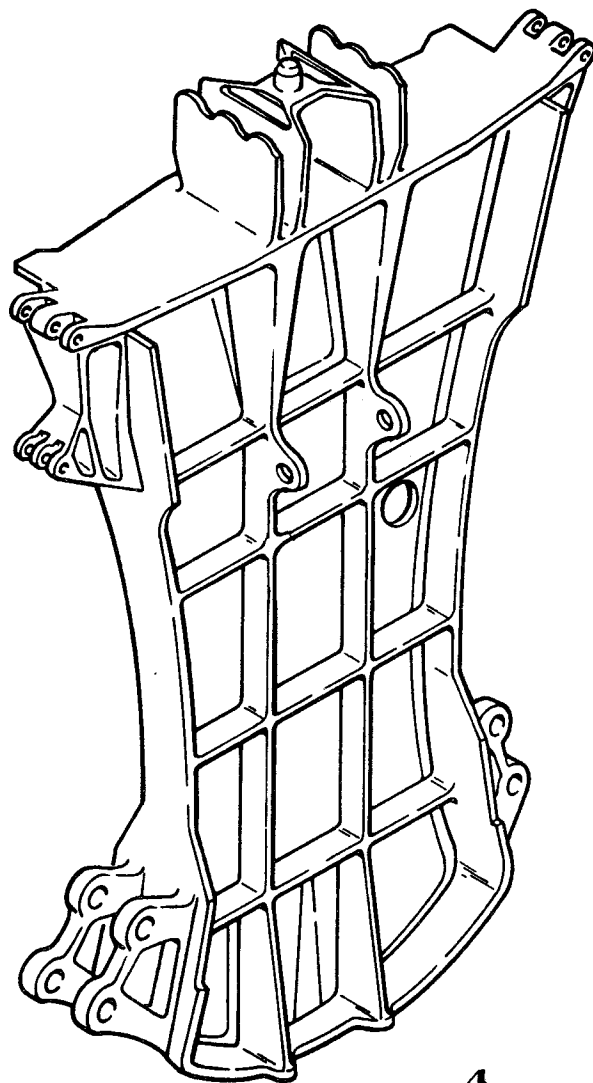
FS 860



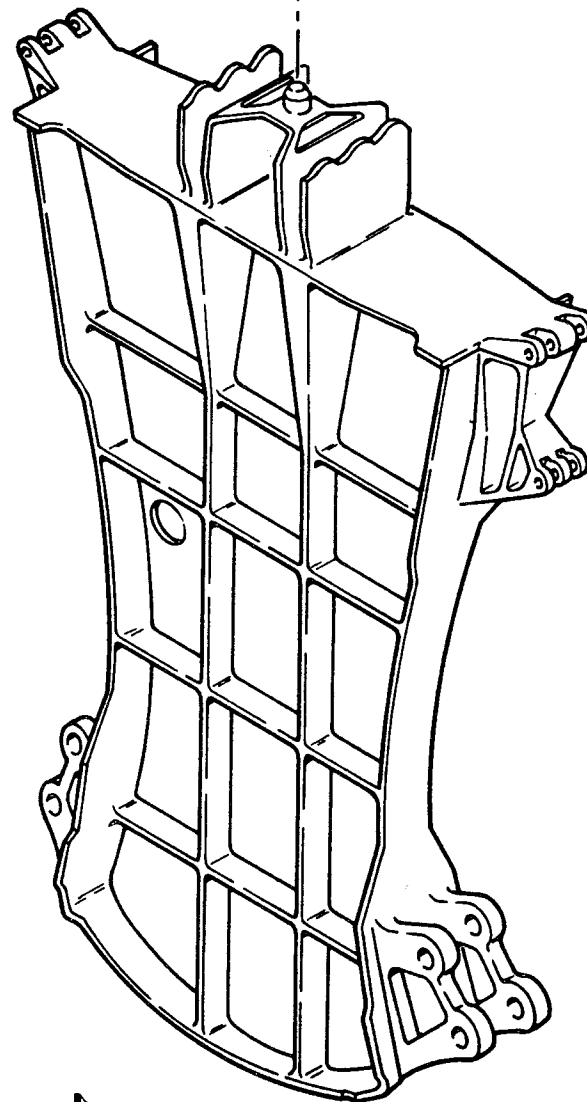
12B10520 BULKHEAD

(NOT TO SCALE)

FS 770.2



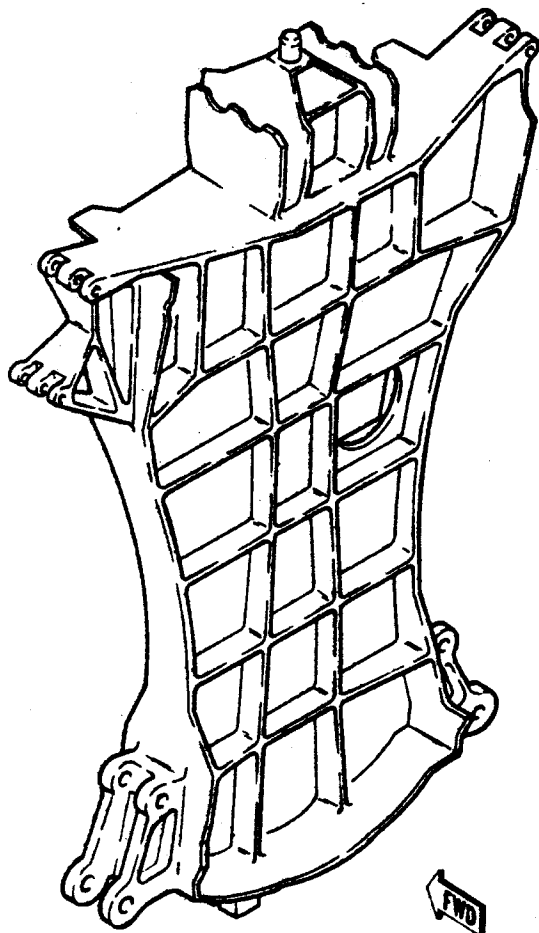
FWD



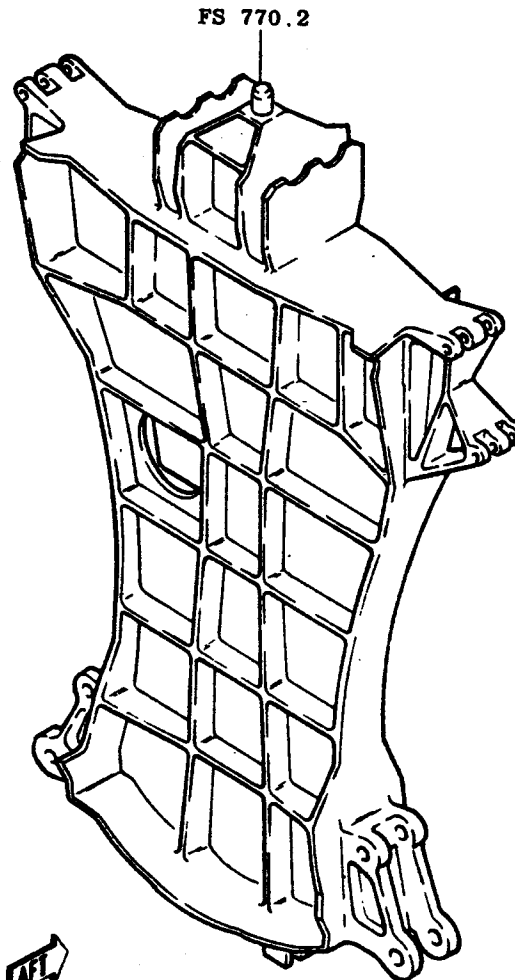
AFT

MANUFACTURING ENGINEERING
ST-651-78 Rev. 1 June 1970

BULKHEAD FUSELAGE STA. 770.2



FWD



FS 770.2

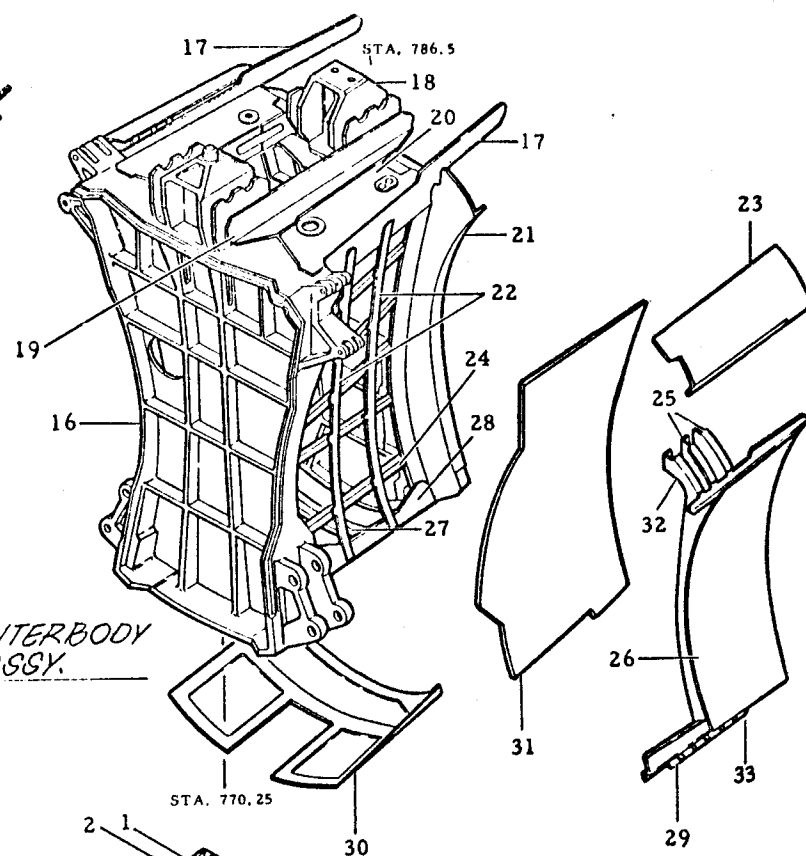
AFT

1<1	12B10520	BULKHEAD (MACHINED) 8 x 35 x 53	D6AC
2<1	12B10520	BULKHEAD (MACHINED FORGING)	D6AC
		** REPAIR OR DISPOSITION WILL	
		BE FURNISHED AT A LATER DATE	
		1< ON AF 65-5701 THRU 65-5709	
		2< ON AF 66-5710 AND SUBSEQUENT	

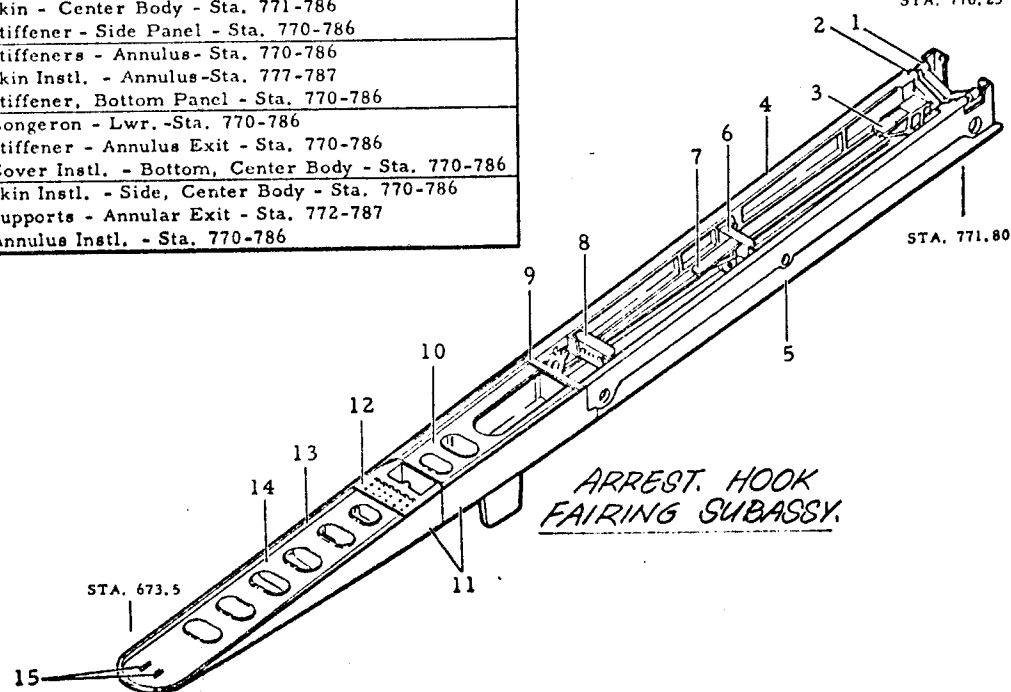
F-111A FWD. CENTERBODY SUBASSY. **Sta. 770.25-786.5 & ARREST. HOOK** **FAIRING SUBASSY. Sta. 673.5-771.8**

1.	12B10067	Truss - Fwd., Hook-Sta. 768.63
2.	12B10602	Truss - Hook - Sta. 770.25
3.	12B9702	Support - Hook Truss - Sta. 760-770
4.	12B10578	Support Assy. - Hook, Tail Bumper
5.	12B9283	Skin - Hook Fairway - Sta. 725-770
6.	12B9678	Support - Lift Cyl., Bumper - Sta. 744
7.	12B9579	Support Assy. - Bumper
8.	12B9667	Channel - Bumper Closure - Sta. 727
9.	12B9603	Support - Door - Sta. 723
10.	12B9329	Intercostal - Hook Fairing - Sta. 704-723
11.	12B10263	Skin Instl. - Fairing - Sta. 688-725
12.	12B10604	Support - Access Door, Fwd. - Sta. 700.6
13.	12B9097	Seal - Fairing, Hook - Sta. 668-723
14.	12B9328	Web - Hook Fairing - Sta. 668-770
15.	12B10698	Retainer - Fairing - Sta. 674.25
16.	12B10520	Bulkhead- Stab., Inbd. - Sta. 770.25
17.	12B13115	Strap - Sta. 772-778
18.	12B10851	Bulkhead- Fin Support - Sta. 786.5
19.	12B10545	Angle-Drag. Fin-Sta. 770-786
20.	12B10721	Deck Trough - Sta. 770-786
21.	12B13129	Frame - Fin Support - Sta. 786.5
22.	12B13102	Stiffener-Side Panel - Sta. 770-786
23.	12B13158	Skin - Center Body - Sta. 771-786
24.	12B13103	Stiffener - Side Panel - Sta. 770-786
25.	12B13161	Stiffeners - Annulus- Sta. 770-786
26.	12B13144	Skin Instl. - Annulus-Sta. 777-787
27.	12B13104	Stiffener, Bottom Panel - Sta. 770-786
28.	12B13106	Longeron - Lwr. -Sta. 770-786
29.	12B13137	Stiffener - Annulus Exit - Sta. 770-786
30.	12B13107	Cover Instl. - Bottom, Center Body - Sta. 770-786
31.	12B13101	Skin Instl. - Side, Center Body - Sta. 770-786
32.	12B10985	Supports - Annular Exit - Sta. 772-787
33.	12B13109	Annulus Instl. - Sta. 770-786


Al, 31-on



FWD. CENTERBODY SUBASSY.



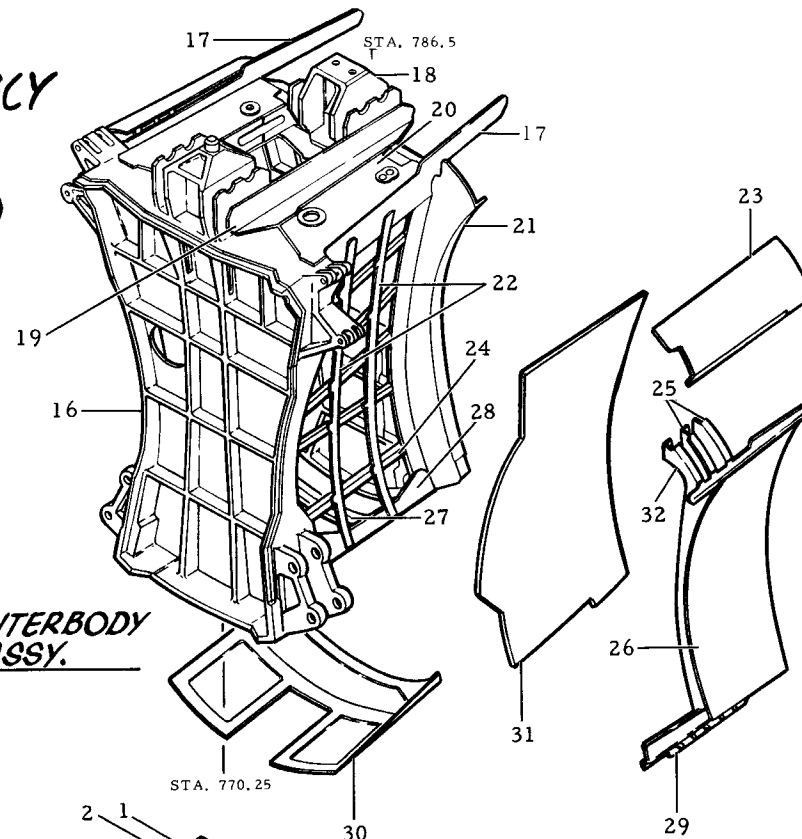
ARREST. HOOK FAIRING SUBASSY.



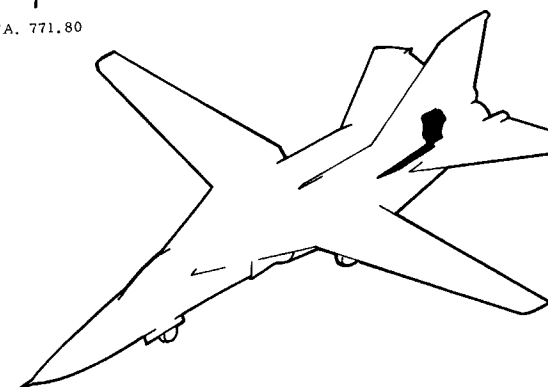
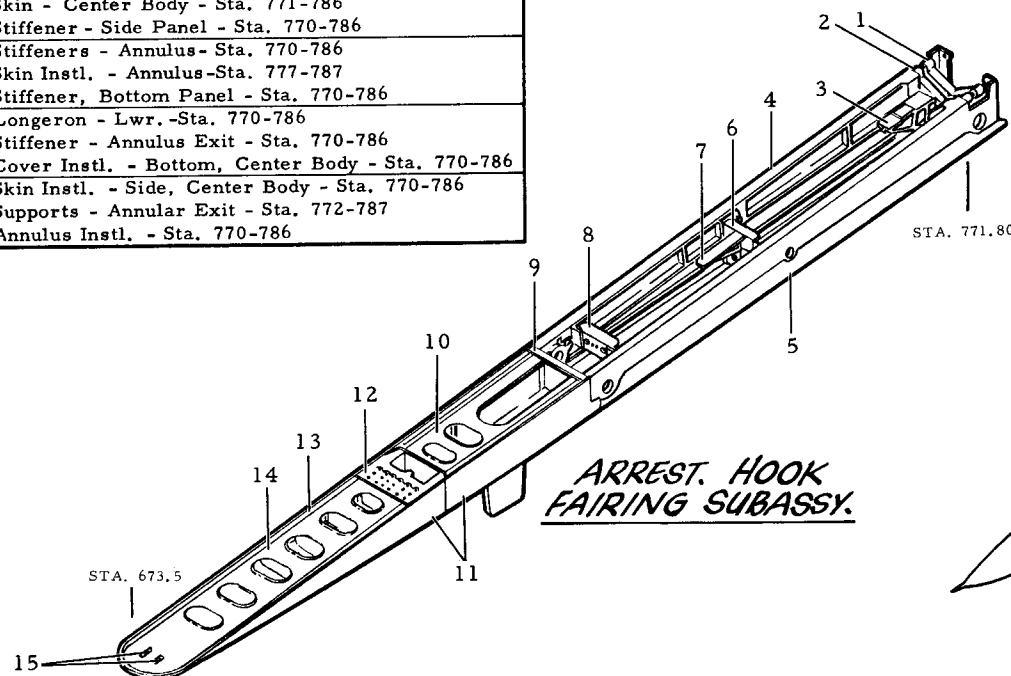
F-111D FWD CENTERBODY SUBASSEMBLY STA. 770.25-786.5 & ARRESTING HOOK FAIRING SUBASSEMBLY STA. 673.5-771.80

1.	12B10067	Truss - Fwd., Hook-Sta. 768.63
2.	12B10602	Truss - Hook - Sta. 770.25
3.	12B9702	Support - Hook Truss - Sta. 760-770
4.	12B10578	Support Assy. - Hook, Tail Bumper
5.	12B9283	Skin - Hook Fairway - Sta. 725-770
6.	12B9678	Support - Lift Cyl., Bumper - Sta. 744
7.	12B9579	Support Assy. - Bumper
8.	12B9667	Channel - Bumper Closure - Sta. 727
9.	12B9603	Support - Door - Sta. 723
10.	12B9329	Intercoastal - Hook Fairing - Sta. 704-723
11.	12B10263	Skin Instl. - Fairing - Sta. 688-725
12.	12B10604	Support - Access Door, Fwd. - Sta. 700.6
13.	12B9097	Seal - Fairing, Hook - Sta. 668-723
14.	12B9328	Web - Hook Fairing - Sta. 668-770
15.	12B10698	Retainer - Fairing - Sta. 674.25
16.	12B10520	Bulkhead- Stab., Inbd. - Sta. 770.25
17.	12B13115	Strap - Sta. 772-778
18.	12B10851	Bulkhead- Fin Support - Sta. 786.5
19.	12B10545	Angle-Drag, Fin-Sta. 770-786
20.	12B10721	Deck Trough - Sta. 770-786
21.	12B13129	Frame - Fin Support - Sta. 786.5
22.	12B13102	Stiffener-Side Panel - Sta. 770-786
23.	12B13158	Skin - Center Body - Sta. 771-786
24.	12B13103	Stiffener - Side Panel - Sta. 770-786
25.	12B13161	Stiffeners - Annulus- Sta. 770-786
26.	12B13144	Skin Instl. - Annulus-Sta. 777-787
27.	12B13104	Stiffener, Bottom Panel - Sta. 770-786
28.	12B13106	Longeron - Lwr. -Sta. 770-786
29.	12B13137	Stiffener - Annulus Exit - Sta. 770-786
30.	12B13107	Cover Instl. - Bottom, Center Body - Sta. 770-786
31.	12B13101	Skin Instl. - Side, Center Body - Sta. 770-786
32.	12B10985	Supports - Annular Exit - Sta. 772-787
33.	12B13109	Annulus Instl. - Sta. 770-786

**FWD. CENTERBODY
SUBASSY.**

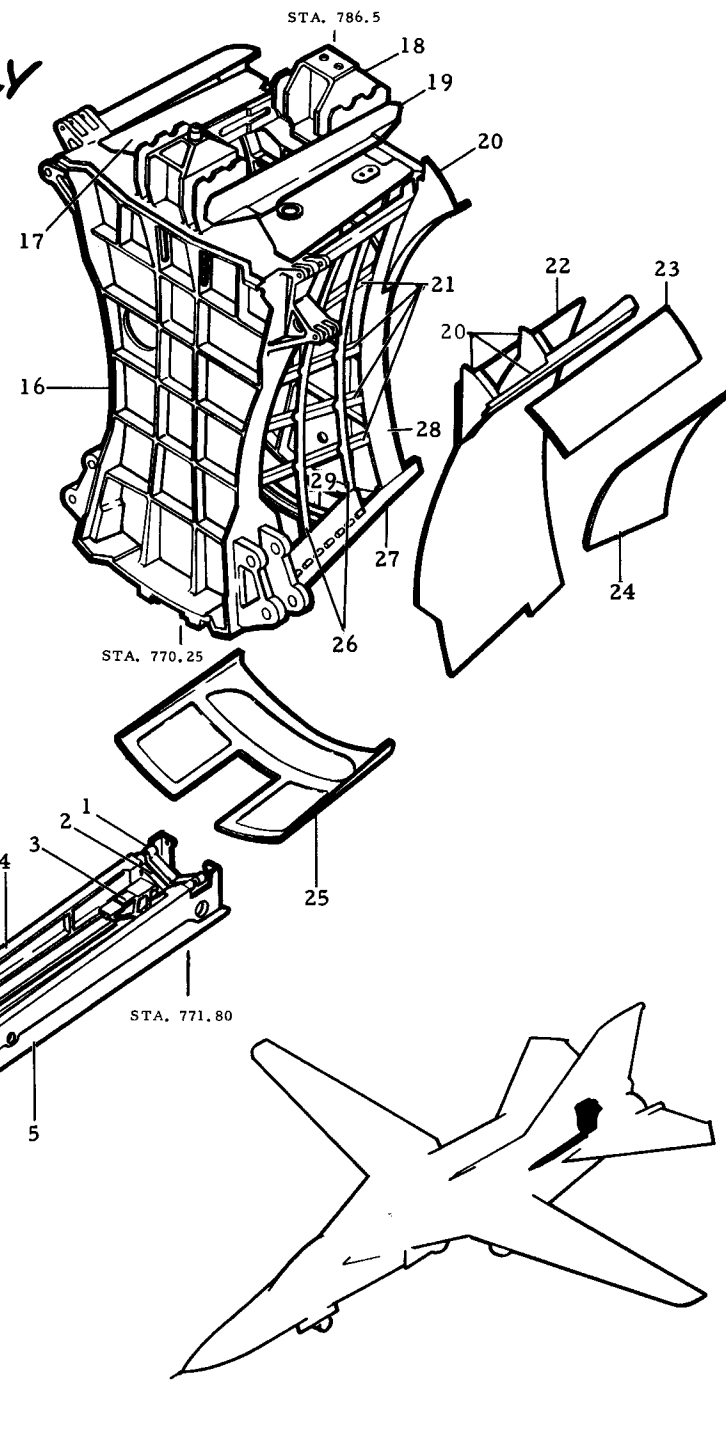


**ARREST. HOOK
FAIRING SUBASSY.**



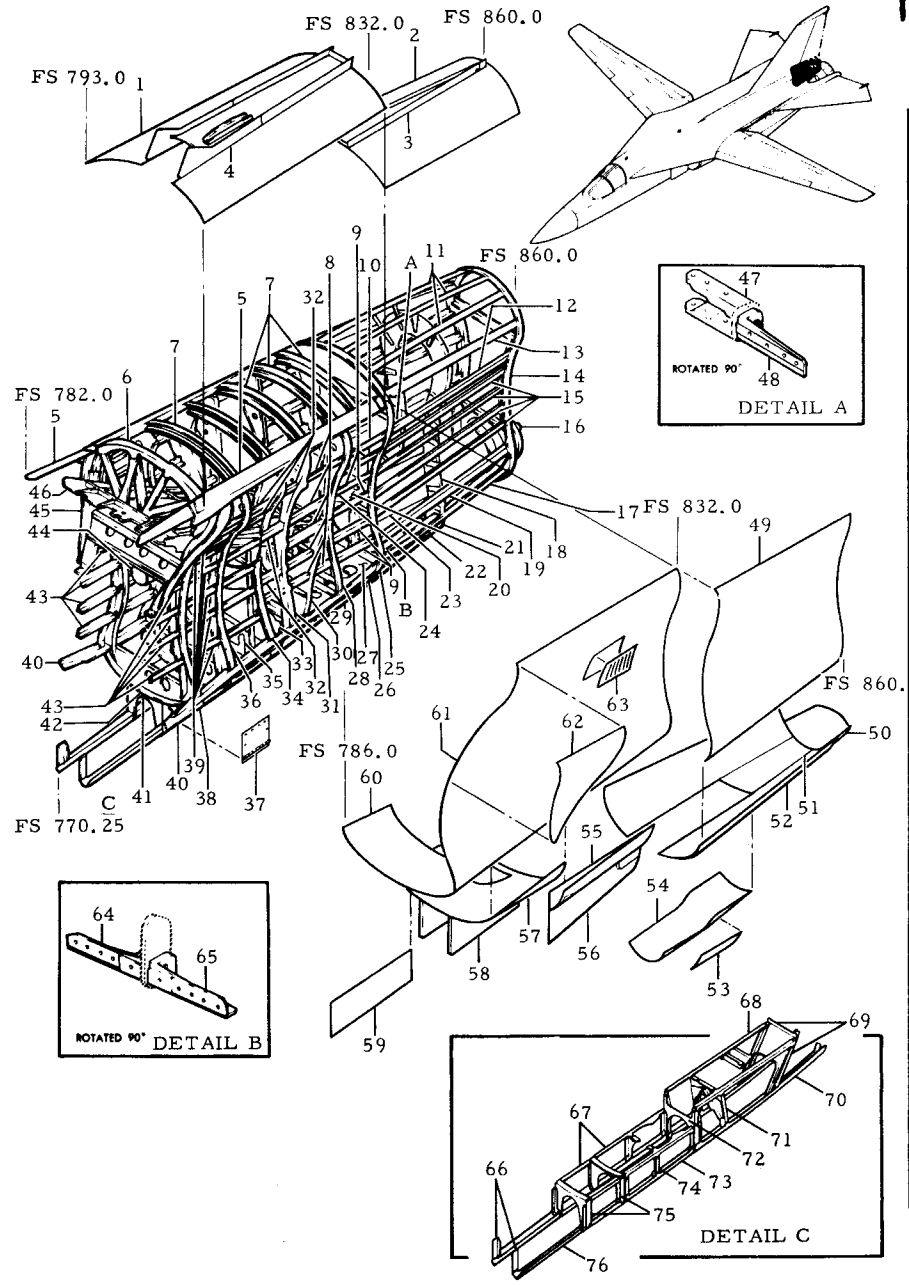
FB-111A FWD CENTERBODY SUBASSEMBLY STA. 770.25-786.5 & ARRESTING HOOK FAIRING SUBASSEMBLY STA. 673.5-771.80

1.	12B10067	Truss - Fwd., Hook - Sta. 768.63
2.	12B10602	Truss - Hook - Sta. 770.25
3.	12B9702	Support - Hook Truss - Sta. 760-770
4.	12B10578	Support Assy. - Hook, Tail Bumper
5.	12B9283	Skin - Hook Fairing - Sta. 725-770
6.	12B9678	Support - Lift Cyl, Bumper - Sta. 744
7.	12B9579	Support Assy. - Bumper
8.	12B9667	Channel - Bumper Closure - Sta. 727
9.	12B9603	Support - Door - Sta. 723
10.	12B9329	Intercostal - Hook Fairing - Sta. 704-723
11.	12B10263	Skin Instl. - Fairing - Sta. 688-725
12.	12B10604	Support - Access Door, Fwd. - Sta. 700.6
13.	12B9097	Seal - Fairing, Hook - Sta. 668-723
14.	12B9328	Web - Hook Fairing - Sta. 668-770
15.	12B10698	Retainer - Fairing - Sta. 674.25
16.	12B10873	Bhd. - Stab., Inbd. - Sta. 770.25
17.	12B10721	Deck Trough - Sta. 770-786
18.	12B10884	Bhd. - Fin Suppt., Fuse., Upr. - Sta. 786.5
19.	12B10545	Angle - Drag, Fin, Fuse. Conn. - Sta. 770-786
20.	12B13077	Stiffener - Center Body - Sta. 782-799
21.	12B13028	Stiffener - Vert. Side Panel - Sta. 776-782
22.	12B13026	Skin Instl. - Side, Center Body - Sta. 770-786
23.	12B13368	Skin Instl. - Upr. Side, Center Body - Sta. 770-786
24.	12B13370	Skin Instl. - Top, Center Body - Sta. 776-786
25.	12B13107	Cover Instl. - Bottom Center Body - Sta. 770-786
26.	12B13027	Stiffener, - Center Body, Side Panel - Sta. 770-786
27.	12B13545	Hinge - Upper, Annular Exit
28.	12B10883	Cap - Fin Support - Sta. 786.5
29.	12B13032	Frame - Center Body - Sta. 781.19



F-111A CENTERBODY STRUCTURE - Sta. 770 - 860

TAC 31-on

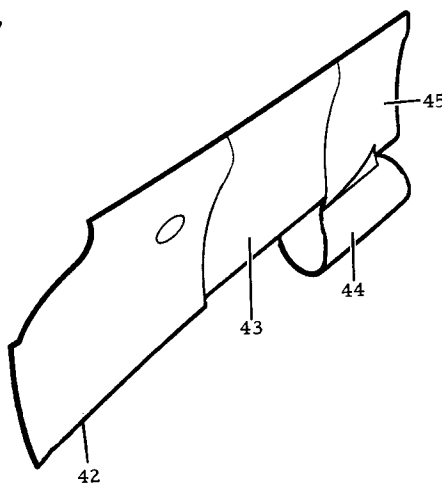
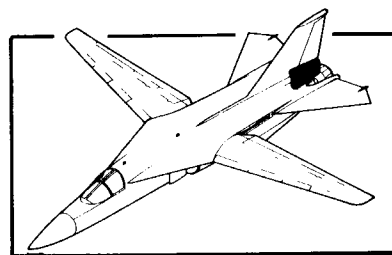
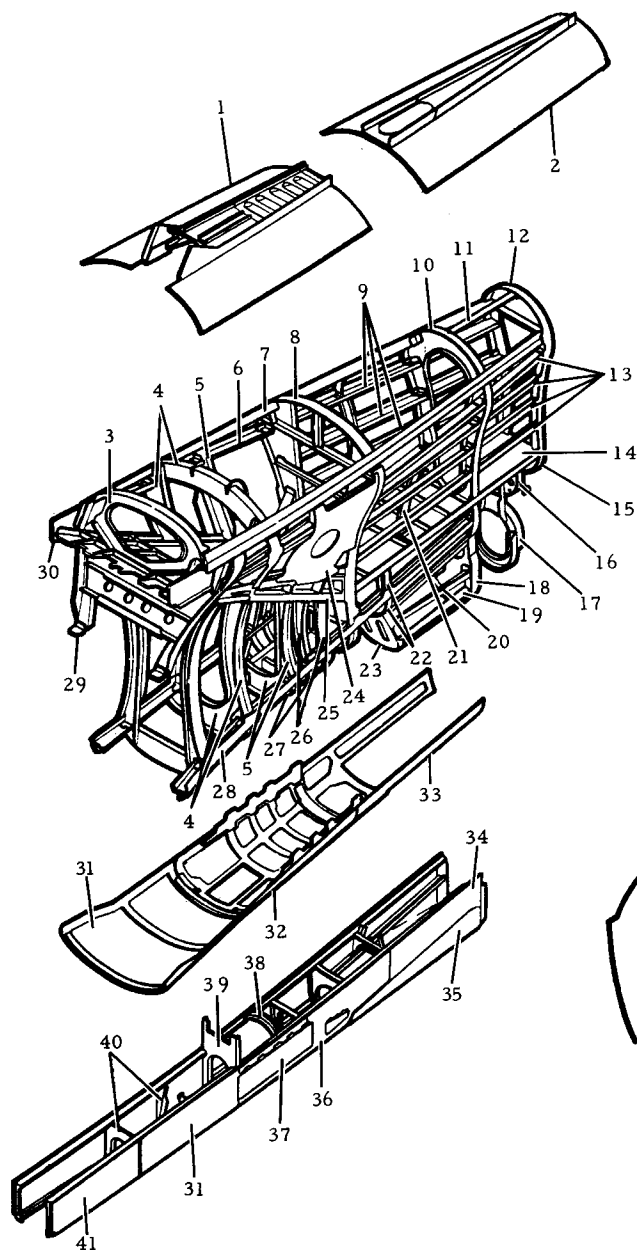


1.	12B13121	Cover Instl.	46.	12B10504	Support Forging
2.	12B13190	Skin Instl.	47.	12B10855	Support
3.	12B13210	Supports	48.	12B10858	Support
4.	12B13145	Skin	49.	12B13191	Skin Instl.
5.	12B13118	Longeron	50.	12B13108	Skin Instl.
6.	12B13116	Stiffener Assy.	51.	12B13230	Skin Instl.
7.	12B13169	Stiffener Instl.	52.	12B13192	Skin Instl.
8.	12B13182	Stiffeners	53.	12B13196	Skin Instl.
9.	12B13179	Stiffeners	54.	12B13197	Cover Assy.
10.	12B13189	Supports	55.	12B13128	Skin Instl.
11.	12B13200	Stiffeners	56.	12B13172	Skin Instl.
12.	12B13198	Stiffener Assy.	57.	12B13127	Cover Instl.
13.	12B13193	Longeron	58.	12B13156	Skin Instl.
14.	12B13202	Frame Instl.	59.	12B13151	Fairing Instl.
15.	12B13199	Stiffeners	60.	12B13126	Skin Instl.
16.	12P10032	Tube Dump Vent Assy.	61.	12B13117	Skin Instl.
17.	12B13194	Longeron	62.	12B13157	Skin Instl.
18.	12B13201	Frame Instl.	63.	12B13155	Skin
19.	12B13207	Stiffeners	64.	12B10854	Support
20.	12B13154	Skin Instl.	65.	12B10357	Support
21.	12B13206	Frame Assy.	66.	12B13146	Angles
22.	12B13206	Frame Assy.	67.	12B13177	Stiffeners
23.	12B13195	Shroud Assy.	68.	12B13172	Stiffener
24.	12B13166	Frame Instl.	69.	12B13114	Stiffener
25.	12B13139	Frame Instl.	70.	12B13208	Stiffener
26.	12B13114	Frame Assy.	71.	12B13175	Frame Assy.
27.	12B13131	Deck Instl.	72.	12B13174	Frame
28.	12B13165	Frame Instl.	73.	12B13173	Stiffener
29.	12B13208	Stiffeners	74.	12B13175	Frame Assy.
30.	12B13120	Bulkhead Assy.	75.	12B13174	Frame
31.	12B13125	Frame Instl.	76.	12B13151	Stiffener
32.	12B13178	Stiffeners			
33.	12B13124	Frame			
34.	12B13187	Frame Instl.			
35.	12B13175	Frame Assy.			
36.	12B13123	Frame Instl.			
37.	12B13149	Door Assembly			
38.	12B13150	Intercostals			
39.	12B13168	Stiffeners			
40.	12B13119	Longeron			
41.	12B13174	Frame			
42.	12B13122	Frame Instl.			
43.	12B13167	Stiffeners			
44.	12P10031	Tube Assy.			
45.	12B13112	Frame Instl.			

FB-111A AFT CENTERBODY STRUCTURE

STA 770 - 860

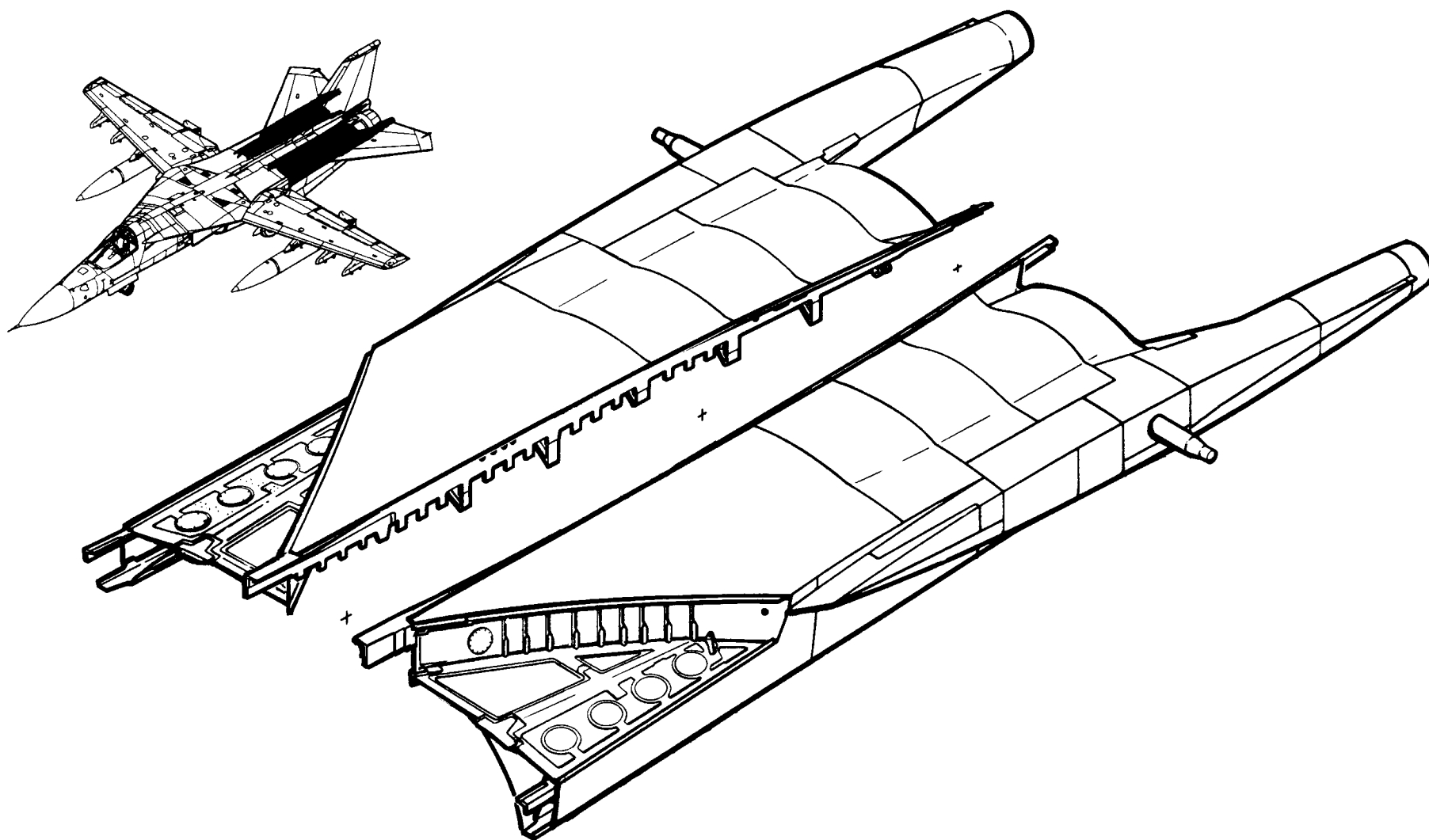
B1 3 & ON



1.	12B13038	Cover Instl.
2.	12B13049	Skin Instl.
3.	12B13034	Frame Instl.
4.	12B13039	Blkd. Instl.
5.	12B13040	Frame Instl.
6.	12B13062	Stringer Instl.
7.	12B13035	Longeron Instl.
8.	12B13041	Blockhead Instl.
9.	12B13960	Stiffener
10.	12B13952	Blockhead Instl.
11.	12B13063	Stiffener
12.	12B13043	Frame Instl.
13.	12B13958	Stiffener
14.	12B13047	Deck Instl.
15.	12B13968	Support
16.	12B13080	Frame Instl.
17.	12B13936	Frame Instl.
18.	12B13969	Stiffener
19.	12B13322	Scoop
20.	12B13326	Stiffener
21.	12B13078	Strap Instl.
22.	12B13088	Frame Instl.
23.	12B13085	Frame
24.	12B13052	Plate
25.	12B13048	Support Instl.
26.	12B13296	Frame Instl.
27.	12B13088	Frame Instl.
28.	12B13344	Longeron Instl.
29.	12B13033	Frame Instl.
30.	12B13053	Web Instl.
31.	12B13044	Cover Instl.
32.	12B13932	Skin Instl.
33.	12B13046	Skin Instl.
34.	12B13338	Skin Instl.
35.	12B13339	Door
36.	12B13337	Fairing Instl.
37.	12B13944	Door Instl.
38.	12B13935	Support
39.	12B13332	Frame Instl.
40.	12B13331	Frame Instl.
41.	12B13335	Fairing Instl.
42.	12B13037	Skin Instl.
43.	12B13066	Skin Instl.
44.	12B13329	Skin Instl.
45.	12B13084	Skin Instl.

F-III AFT FUSELAGE - OUTBOARD SUBASSEMBLY

TAC 31-on, BOMBER 3-on

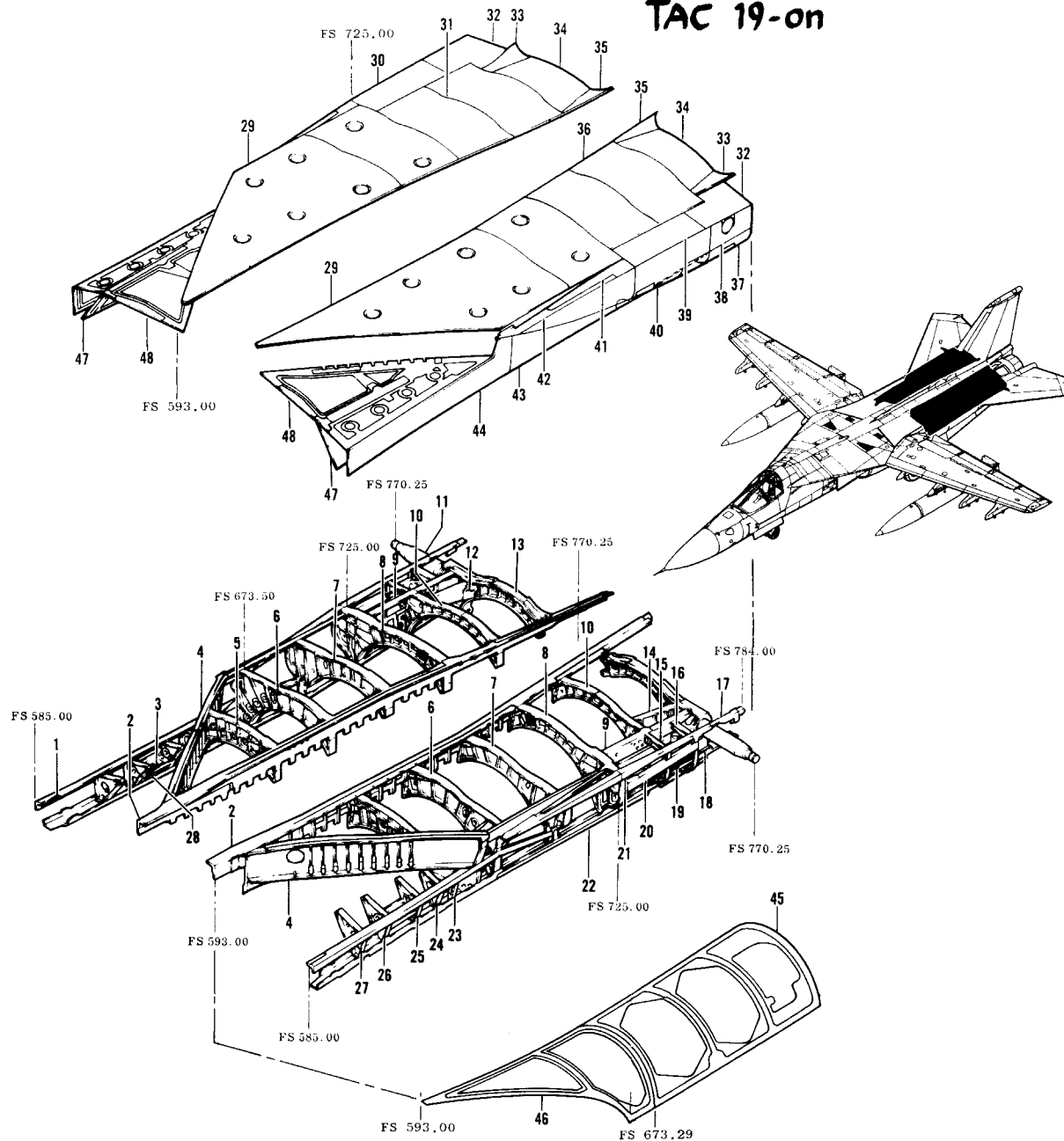


W.L. 123.00

STA.593.

F-111A AFT FUSELAGE OUTBOARD SUBASSY. - F.S. 584-770

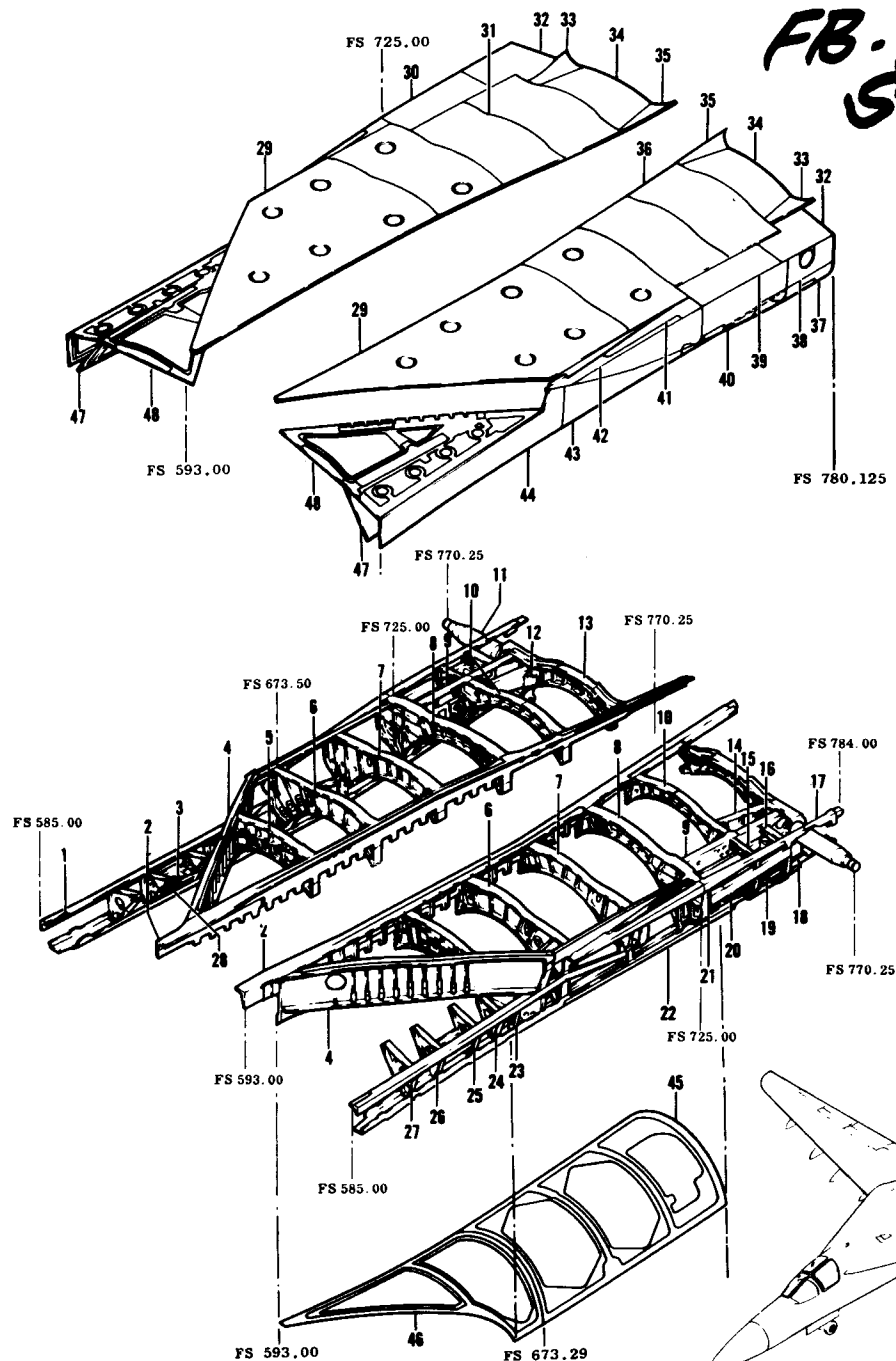
TAC 19-on



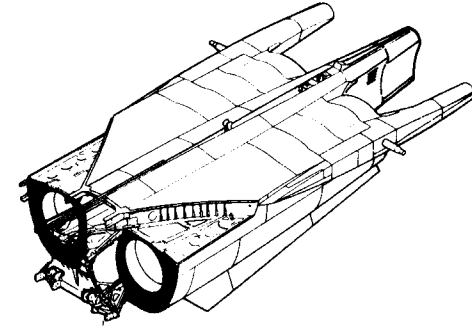
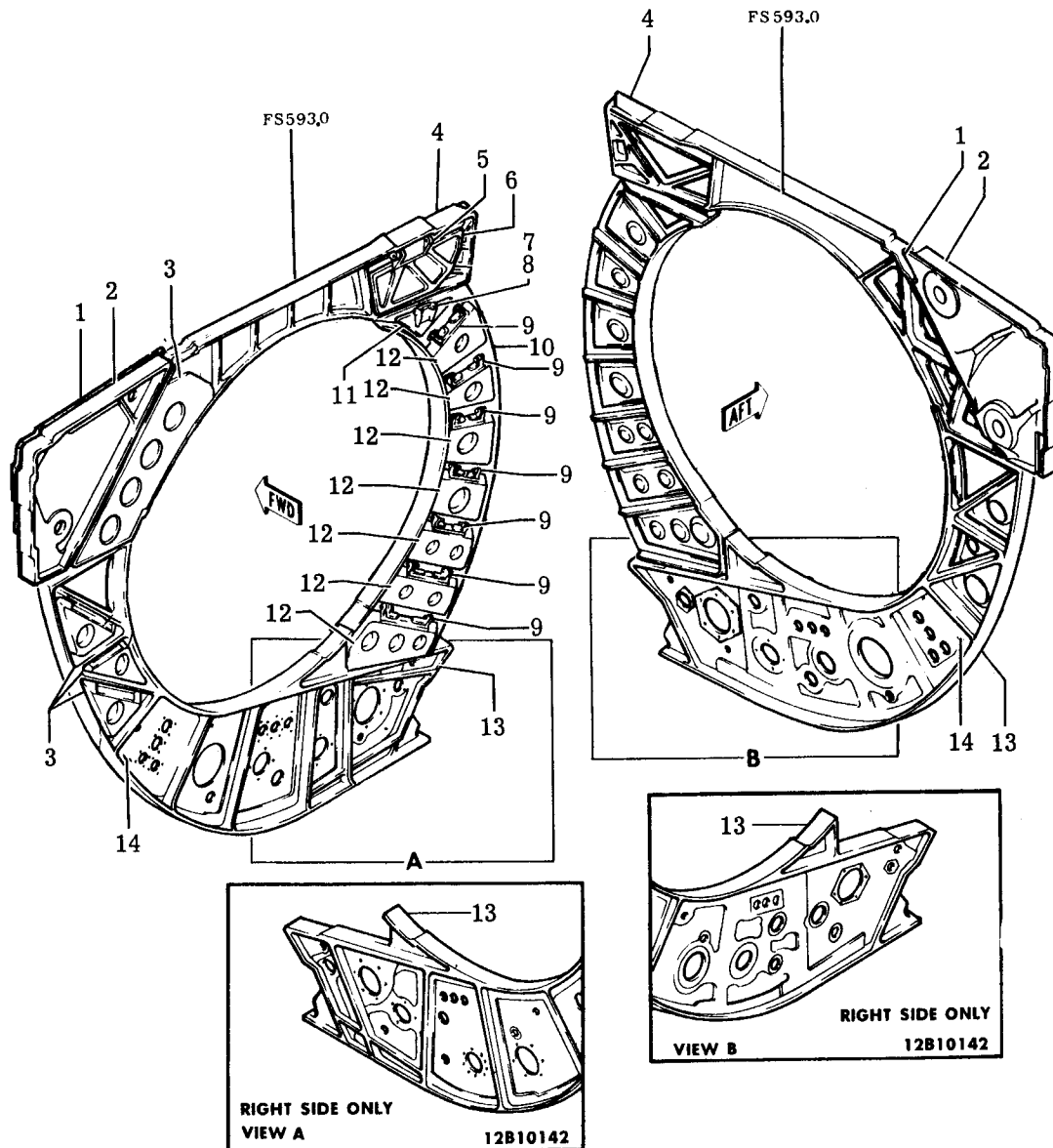
1.	12B10532	Longeron
2.	12B10525	Cap Strip
3.	12B10811	Web
4.	12B10531	Beam
5.	12B10508	Bulkhead
6.	12B10510	Bulkhead
7.	12B10512	Bulkhead
8.	12B10514	Bulkhead
9.	12B10541	Bulkhead
10.	12B10516	Bulkhead
11.	12B10521	Bulkhead
12.	12B10762	Plate
13.	12B10523	Bulkhead
14.	12B10552	Intercostal
15.	12B9563	Intercostal
16.	12B10434	Frame
17.	12B10585	Longeron
18.	12B9436	Stringer
19.	12B9435	Stiffener
20.	12B10676	Support
21.	12B10564	Longeron
22.	12B10533	Longeron
23.	12B10389	Support
24.	12B10689	Frame
25.	12B10688	Frame
26.	12B10687	Frame
27.	12B10686	Frame
28.	12B10556	Support
29.	12B10403	Panel
30.	12B10410	Skin Etched
31.	12B10405	Panel
32.	12B10419	Cover Instl.
33.	12B10911	Fillet
34.	12B13225	Skin
35.	12B10910	Fillet
36.	12B10406	Panel
37.	12B10421	Cover Assy.
38.	12B10420	Skin
39.	12B10418	Cover Assy.
40.	12B10410	Cover Assy.
41.	12B10437	Skin Etched
42.	12B10495	Fairing Assy.
43.	12B10463	Panel
44.	12B10407	Panel
45.	12B10401	Panel
46.	12B10400	Panel
47.	12B10422	Panel
48.	12B10402	Panel

MANUFACTURING ENGINEERING
ST-651-51A Rev. 14 June 1968

FB-111A OUTBOARD SUBASSY - Sta. 585-780 B1, 3-on



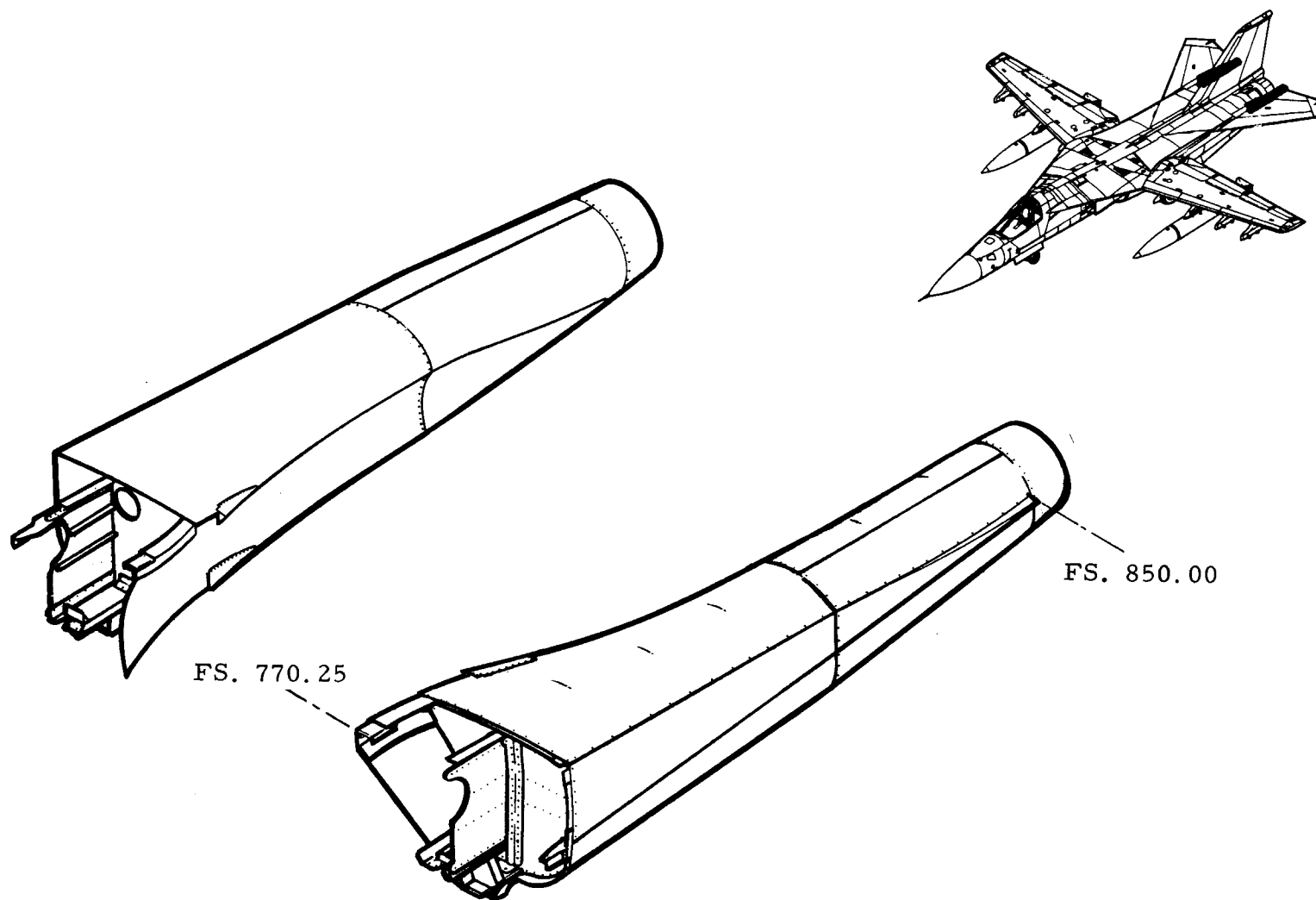
1.	12B10532	Longeron
2.	12B10529	Cap Strip
3.	12B10811	Web
4.	12B10390	Beam
5.	12B10508	Bulkhead
6.	12B10510	Bulkhead
7.	12B10512	Bulkhead
8.	12B10514	Bulkhead
9.	12B10541	Bulkhead
10.	12B10516	Bulkhead
11.	12B10615	Bulkhead
12.	12B10762	Plate
13.	12B10523	Bulkhead
14.	12B10552	Intercostal
15.	12B9563	Intercostal
16.	12B10434	Frame
17.	12B10585	Longeron
18.	12B9436	Stringer
19.	12B9435	Stiffener
20.	12B10676	Support
21.	12B10564	Longeron
22.	12B10533	Longeron
23.	12B9447	Web
24.	12B10689	Frame
25.	12B10688	Frame
26.	12B10687	Frame
27.	12B10686	Frame
28.	12B10556	Support
29.	12B10377	Panel
30.	12B10410	Skin Etched
31.	12B10405	Panel
32.	12B10419	Cover Installation
33.	12B13363	Fillet
34.	12B13361	Skin
35.	12B13362	Fillet
36.	12B10361	Panel
37.	12B10421	Cover Assembly
38.	12B10420	Skin
39.	12B10418	Cover Assembly
40.	12B10410	Cover Assembly
41.	12B10437	Skin Etched
42.	12B10495	Fairing Assembly
43.	12B10383	Panel
44.	12B10382	Panel
45.	12B10401	Panel
46.	12B10400	Panel
47.	12B10422	Panel
48.	12B10402	Panel



	1.	12P10279	PANEL	2024-T86
	2.	12B10600	FRAME	2024-T852
	3.	12B10143	DOOR	17-7PH
	4.	12B10601	BULKHEAD	D6AC
	5.	12P7213	HINGE HALF	6AL-4V-TI
	6.	12P7220	DOOR	6AL-4V-TI
	7.	12P7213	HINGE HALF	6AL-4V-TI
1	8.	12B10188	SUPPORT	17-7PH
	8.	12B10184	SUPPORT	17-7PH
3	9.	12B10188	SUPPORT	17-7PH
4	9.	12B10172	SUPPORT	6AL-4V-TI
2	9.	12B10177	SUPPORT	17-7PH
3	10.	12P7211	FRAME ASSEMBLY	COML. PURE TI
4	10.	12B10769	FRAME	6AL-4V-TI
2	10.	12B10864	FRAME	6AL-4V-TI
3	11.	12B10497	DOOR	6AL-4V-TI
4	11.	12B10171	DOOR	COML. PURE TI
2	11.	12B10198	DOOR	6AL-6V-2SN
3	12.	12B10189	DOOR	17-7PH
4	12.	12B10171	DOOR	COML. PURE TI
2	12.	12B10198	DOOR	COML. PURE TI
5	13.	12B10614	BULKHEAD	D6AC
6	13.	12B10614	BULKHEAD	D6AC
	14.	12B10142	WEB	6AL-6V-2SN
1	ON AF 65-5701 THRU 67-084			
2	ON AF 67-085 AND SUBSEQUENT			
3	ON AF 65-5701 THRU 66-012			
4	ON AF 66-013 THRU 67-084			
5	ON AF 65-5701 THRU 66-021			
6	ON AF 66-022 AND SUBSEQUENT			

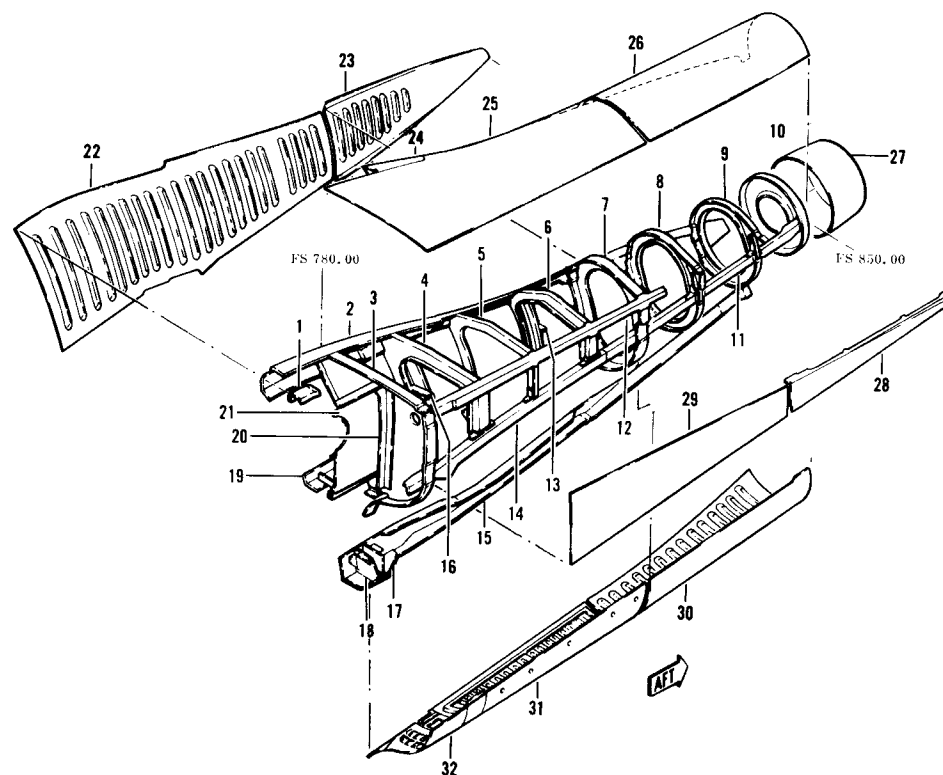
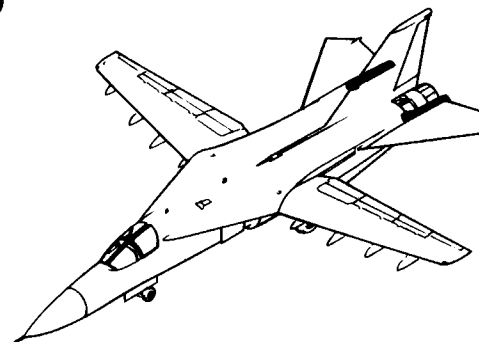
F-111A SPEED BUMPS - Sta. 770.25-855.00

AI, 31 & ON



F-111A SPEED BUMPS Sta. 770.25-850.00

TAC 19-30

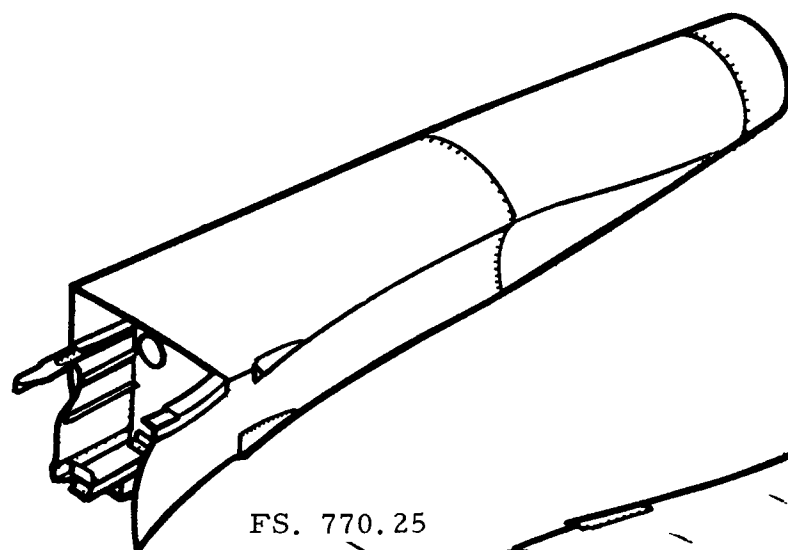


1.	12B10256	STIFFENER
2.	12B10256	LONGERON
3.	12B408	FRAME
4.	12B407	FRAME
5.	12B405	FRAME
6.	12B404	FRAME
7.	12B402	FRAME
8.	12B10248	BULKHEAD
9.	12B10249	BULKHEAD
10.	12B9230	BULKHEAD
11.	12B10257	LONGERON
12.	12B10255	LONGERON
13.	12B403	FRAME
14.	12B410	LONGERON
15.	12B409	LONGERON
16.	12B406	FRAME
17.	12B416	STRAP
18.	12B411	SUPPORT
19.	12B10533	LONGERON
20.	12B9287	STIFFENER
21.	12B9287	WEB
22.	12B10204	PANEL
23.	12B10210	SKIN
24.	12B10055	FAIRING
25.	12B10205	SKIN
26.	12B10209	SKIN
27.	12B13222	CONE INSTALLATION
28.	12B10073	SKIN
29.	12B10225	SKIN
30.	12B10215	PANEL
31.	12B415	DOOR
32.	12B420	DOOR

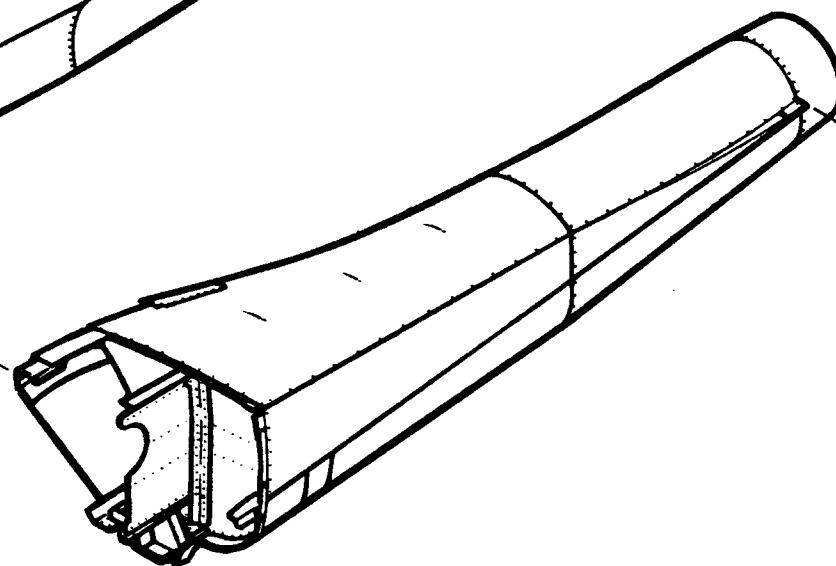
FB-111A SPEED BUMPS-Sta 770.25-855.00

B1, 3 & ON

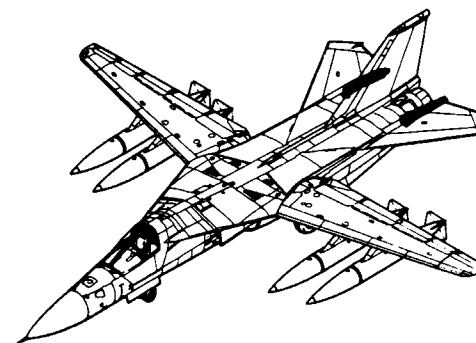
334



FS. 770.25

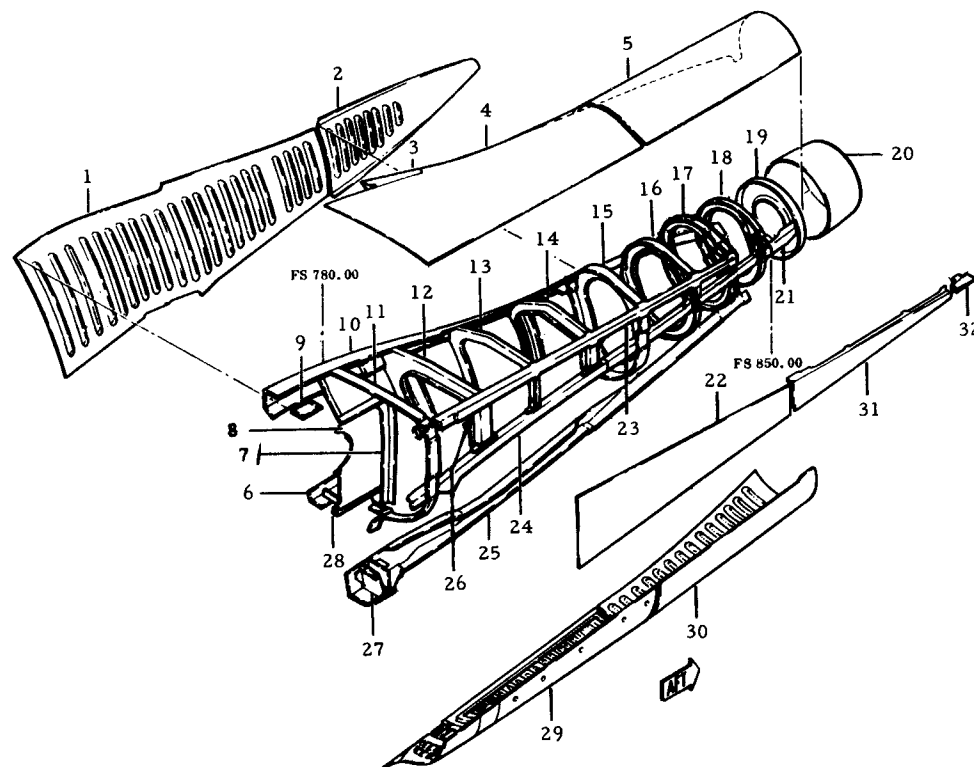
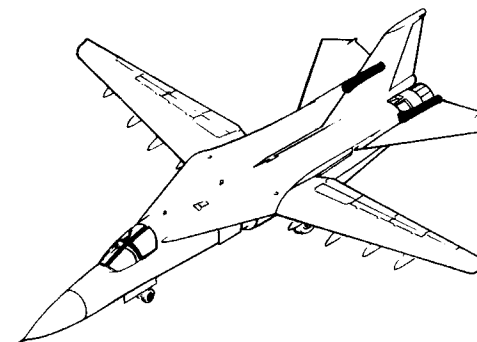


FS. 850.00



FB-111A SPEED BUMPS STA. 770.25-850.00

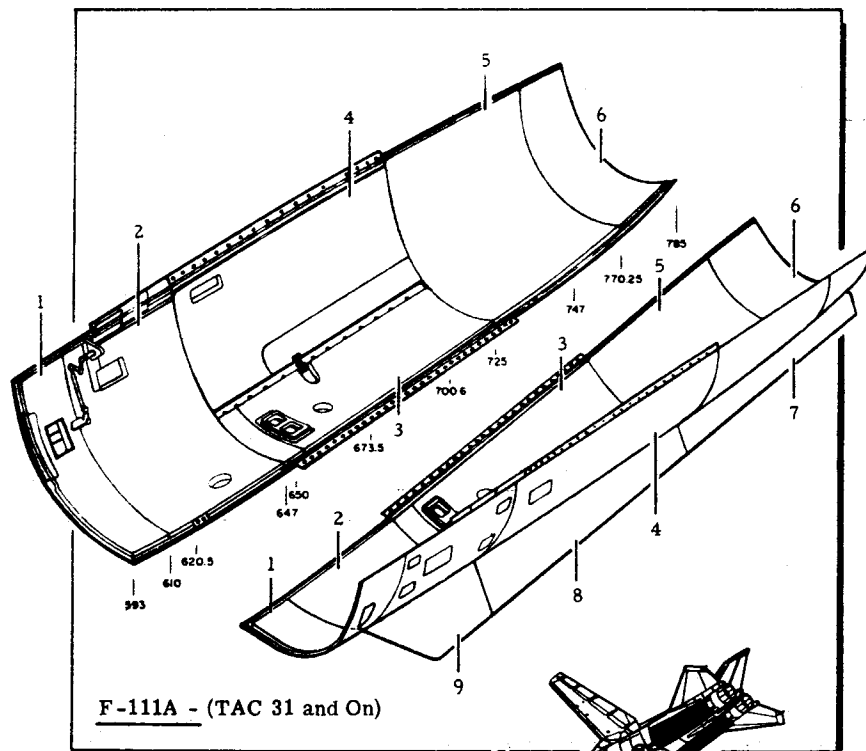
B1, 3-on



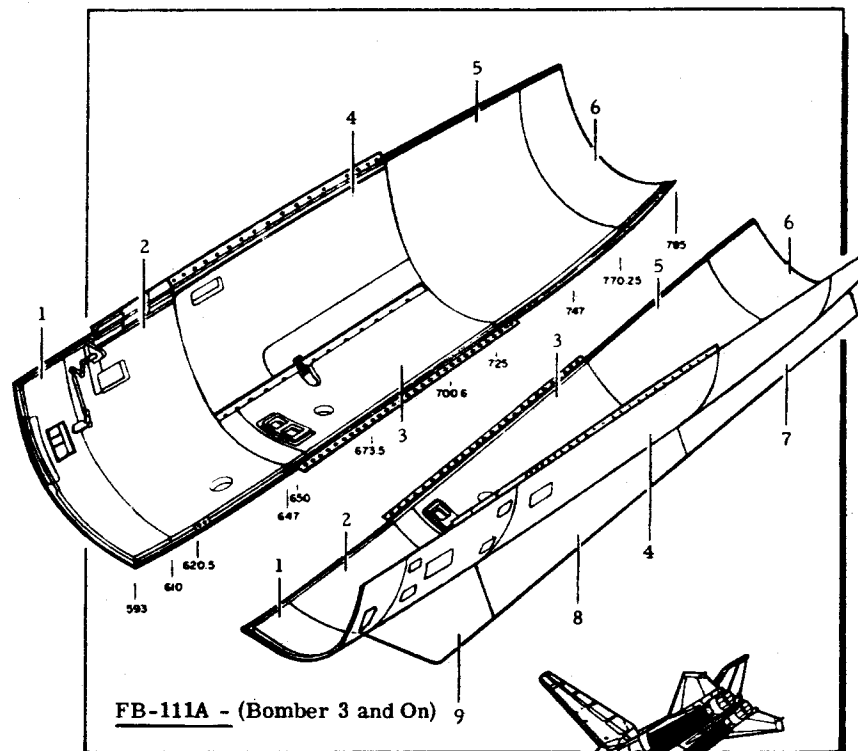
1.	12B13389	Panel, Sta. 772.75-820
2.	12B13437	Panel, Sta. 820-846 Inbd.
3.	12B13444	Fairing, Sta. 783.3-795 Upr.
4.	12B13438	Panel, Sta. 780-820 Top
5.	12B13439	Panel, Sta. 780-820 Top
6.	12B13480	Bracket, Sta. 770.812-780
7.	12B10287	Stiffener Sta. 780
8.	12B10287	Web, Sta. 772-780
9.	12B13448	Shim Sta. 775
10.	12B13384	Longeron, Sta. 770-842
11.	12B13375	Bulkhead, Sta. 780
12.	12B13376	Frame, Sta. 789.17
13.	12B13377	Frame, Sta. 799.17
14.	12B13378	Frame Sta. 809.78
15.	12B13380	Bulkhead, Sta. 820
16.	12B13426	Frame Sta. 827.50 Stiffener
17.	12B13427	Frame Sta. 835.70 Stiffener
18.	12B13431	Frame Sta. 842.50
19.	12B13428	Frame Sta. 849.19
20.	12B13396	Cone, Sta. 849-855
21.	12B13495	Clip Sta. 845-849
22.	12B13393	Panel, Sta. 780-820 Top
23.	12B13387	Longeron, Sta. 781-835
24.	12B13388	Longeron, Sta. 780-850
25.	12B13386	Longeron, Sta. 774-850
26.	12M9611	Support Sta. 780
27.	12B13385	Bracket Sta. 775
28.	12B13545	Hinge, Sta. 772.75-784.6 Upr. (Annulus)
29.	12B13397	Panel, Sta. 780-820
30.	12B13442	Panel, Sta. 820-850 Lwr.
31.	12B13441	Panel, Sta. 820-845.375
32.	12B9670	Trailing Edge, Sta. 845.375-850

III ENGINE ACCESS DOORS & LOWER FAIRING

A1, 31-on; B1, 3-on



1.	12B10014	Engine Door #1
2.	12B10011	Engine Door #2
3.	12B10015	Engine Door #4
4.	12B10012	Engine Door #3
5.	12B10013	Engine Door #5
6.	12B13226	Fairing, Lower
7.	12B10416	Strake, Door #5
8.	12B10415	Strake, Door #3
9.	12B10414	Strake, Door #2

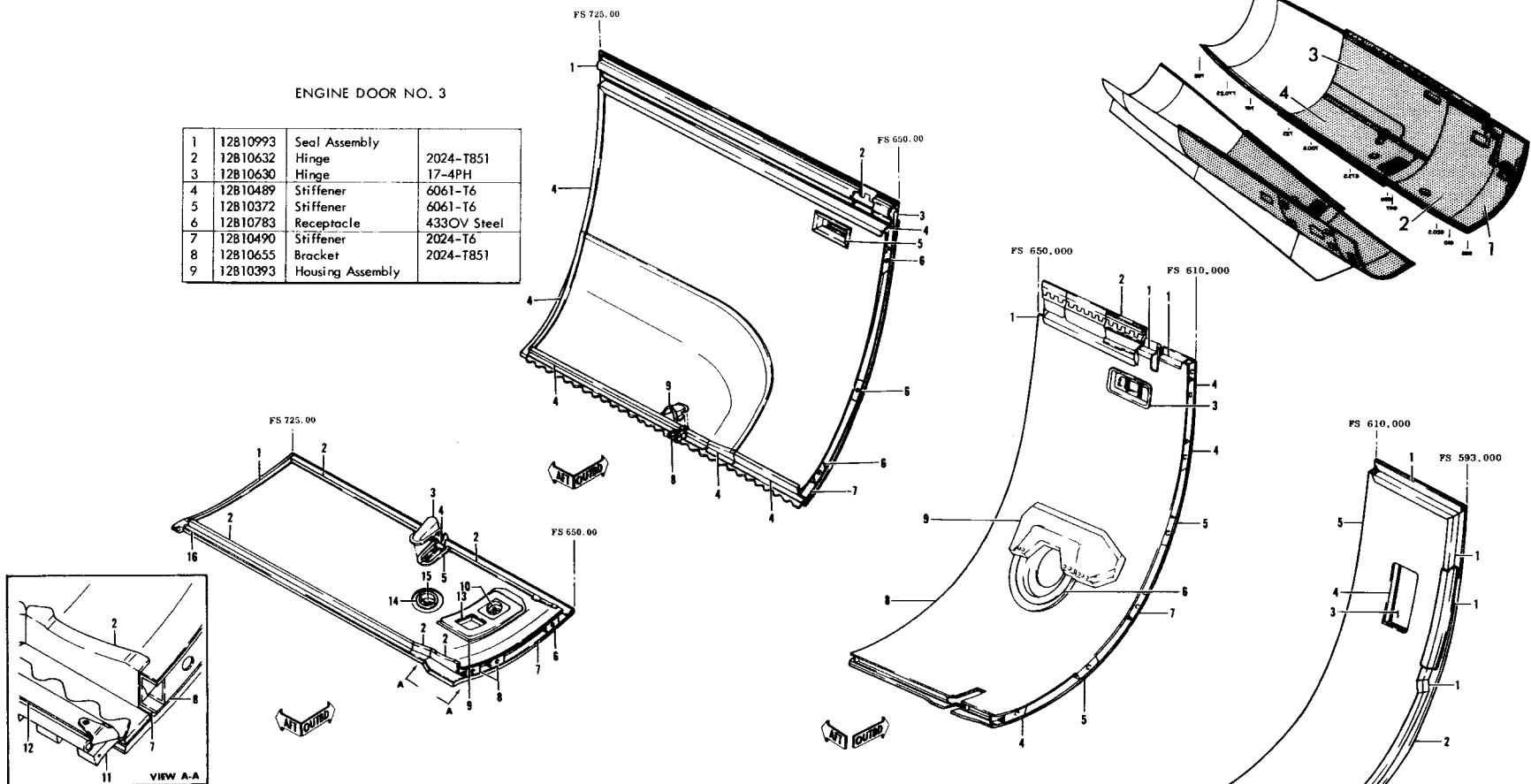


1.	12B10014	Engine Door #1
2.	12B13411	Engine Door #2
3.	12B13415	Engine Door #4
4.	12B13412	Engine Door #3
5.	12B13413	Engine Door #5
6.	12B13351	Fairing, Lower
7.	12B13457	Strake, Door #5
8.	12B13456	Strake, Door #3
9.	12B13416	Strake, Door #2

F-111 ENGINE DOORS No. 1, 2, 3, & 4

ENGINE DOOR NO. 3

1	12B10993	Seal Assembly	
2	12B10632	Hinge	2024-T851
3	12B10630	Hinge	17-4PH
4	12B10489	Stiffener	6061-T6
5	12B10372	Stiffener	6061-T6
6	12B10783	Receptacle	4330V Steel
7	12B10490	Stiffener	2024-T6
8	12B10655	Bracket	2024-T851
9	12B10393	Housing Assembly	



ENGINE DOOR NO. 4

1	12B10951	Stiffener	6061-T6
2	12B10950	Stiffener	6061-T6
3	12B10381	Housing	6061-T6
4	12M9501	Latch Assembly	
5	12B10950	Stiffener	2024-T6
6	12B10784	Receptacle	4330 V Steel
7	12B10951	Stiffener	2024-T6
8	12B10783	Receptacle	4330 V Steel
9	12B10357	Retainer Installation	
10	12B10373	Plate	4130
11	12B10634	Hinge	17-4PH CRES
12	12B10352	Seal Assembly	
13	12B10969	Drain Assembly	
14	12B10366	Stiffener	2024-T6
15	12B10971	Door Assembly	
16	12B10636	Hinge	2024-T-851

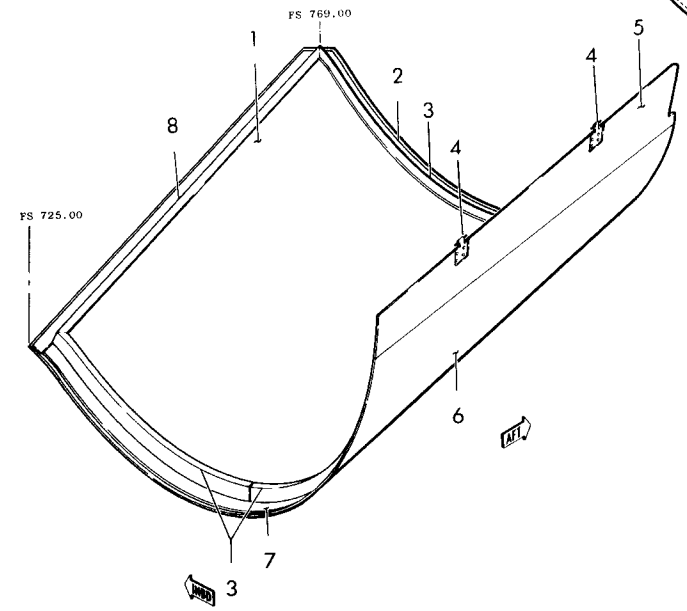
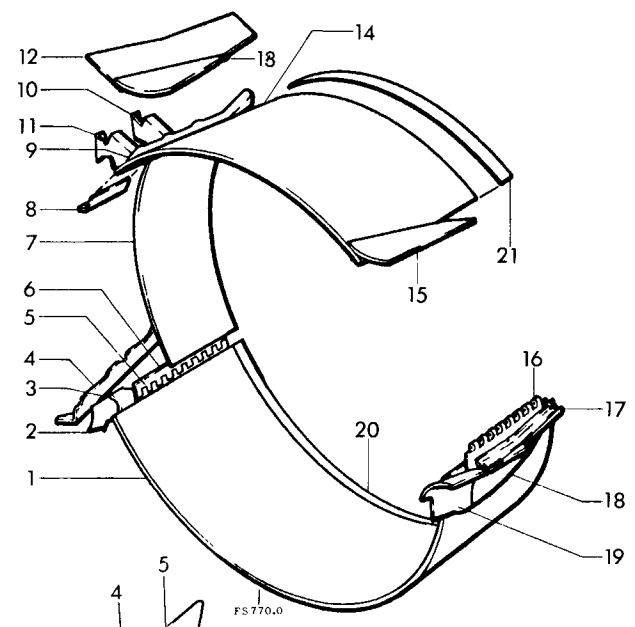
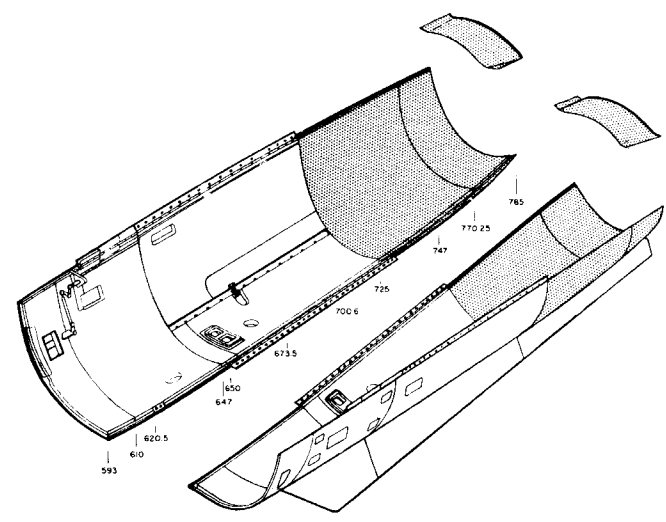
ENGINE DOOR NO. 2

1	12B10487	Stiffeners	6061-T6
2	12B10035	Hinge Assembly	
3	12B10963	Door Assembly	
4	12B1078	Receptacle	4330 V Steel
5	12B10786	Receptacle	4330 V Steel
6	12B10964	Stiffener	6061-T6
7	12B10787	Receptacle	4330 V Steel
8	12B10411	Door	Aluminum
9	12B10433	Plate	2024-T6

ENGINE PANEL NO. 1

1	12B10941	Stiffeners	2024-T6
2	12B10941	Stiffener	6061-T6
3	12B10962	Door Assembly	
4	12B10488	Support	2024-T6
5	12B10439	Panel	Aluminum

F-111 ENGINE AFT ACCESS DOOR & ANNULUS



ENGINE AFT ACCESS DOOR

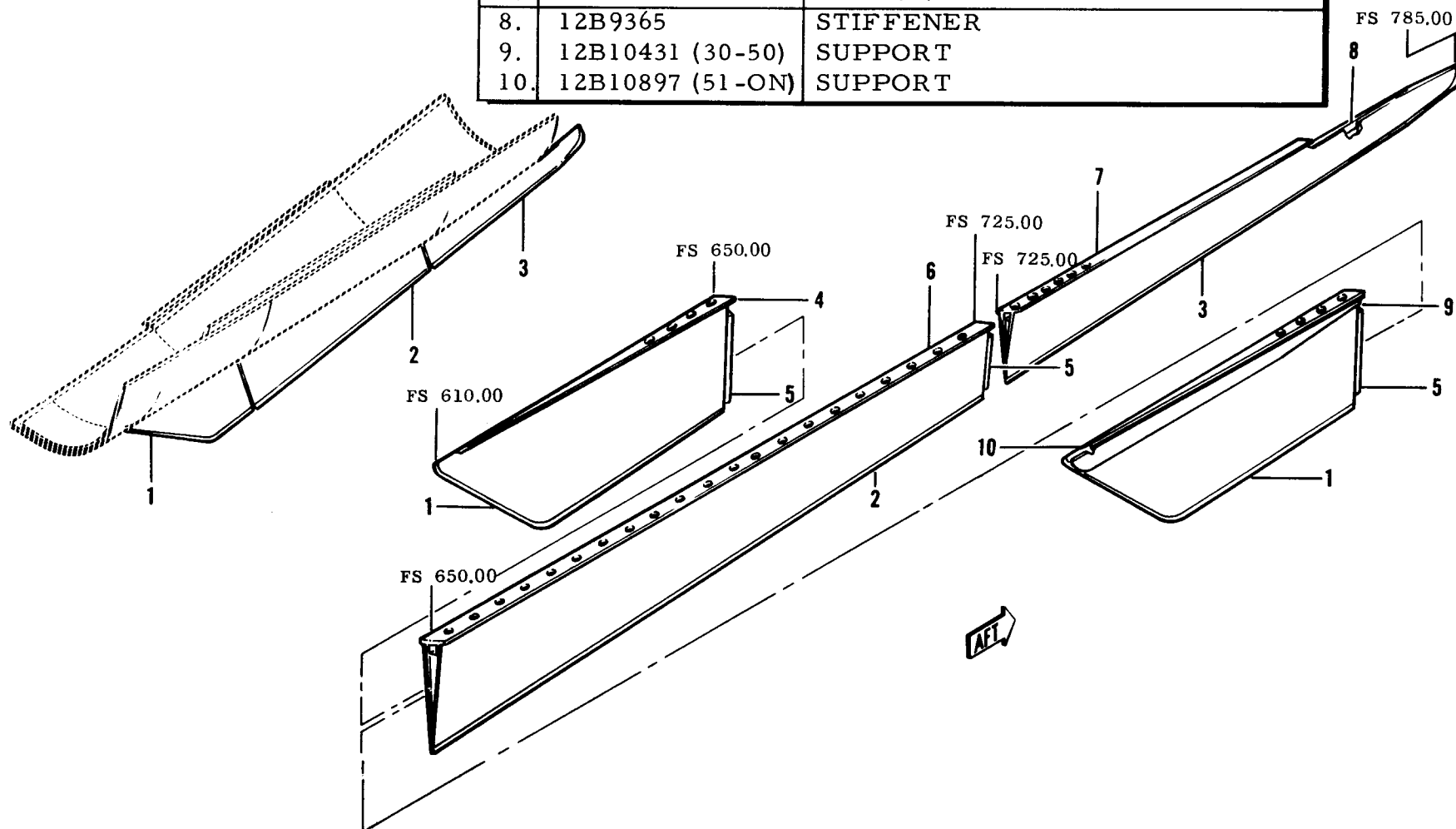
1	12B10413	Skin	2024-T6
2	12B10955	Strap	2024-T6
3	12B10492	Stiffeners	2024-T6
4	12B10754	Guide	4340 Steel
5	12B10413	Skin	2024-T6
6	12B10413	Skin	2024-T84
7	12B10955	Strap	2024-T6
8	12B10491	Stiffener	2024-T6

ANNULUS RING

1	12B13226	Skin	2024-T84
2	12B10917	Fairing	2024-T6
3	12B10907	Fillet	2024-T6
4	12B13142	Support Assembly	Aluminum
5	12B10780	Hinge Half	2024-T851
6	12B10779	Hinge Half	2024-T851
7	12B13144	Skin Assembly	Aluminum
8	12B10979	Stiffener	2024-T6
9	12B13220	Stiffener	2024-T6
10	12B13161	Stiffener	2024-T6
11	12B10985	Stiffener	2024-T6
12	12B13158	Skin	2024-T6
13	12B10910	Fillet	2024-T6
14	12B13225	Skin	2024-T84
15	12B10911	Fillet	2024-T6
16	12B10778	Hinge Half	2024-T851
17	12B10924	Support	2024-T6
18	12B10908	Fillet	2024-T6
19	12B10918	Fairing	2024-T6
20	12B13226	Rub Strip	6061-T6
21	12B13225	Rub Strip	6061-T6

F-111 STRAKE ASSEMBLIES

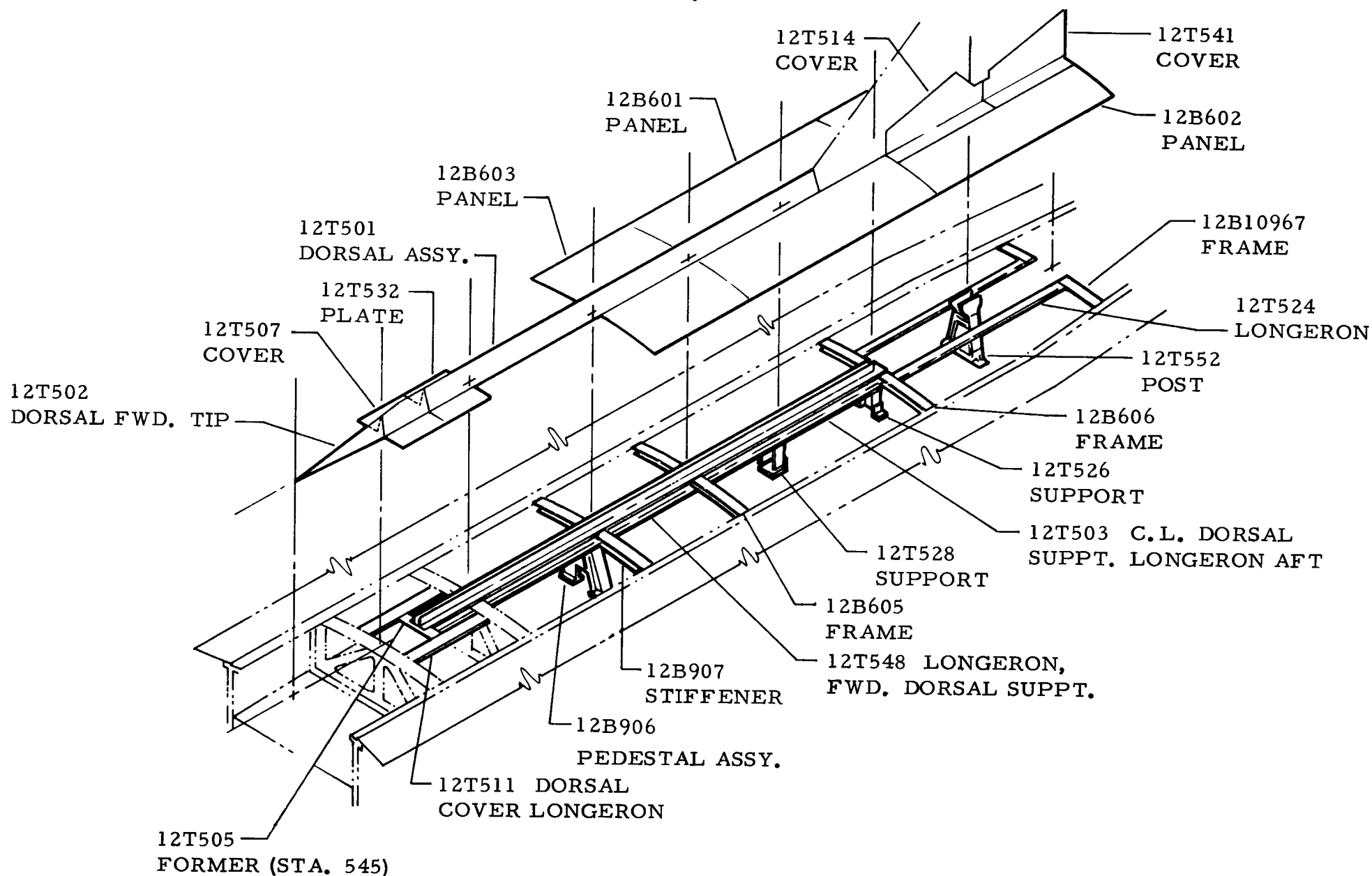
1.	12B10414 (19-30)	STRAKE, ENGINE DOOR FORWARD
1.	12B10430 (31-54)	STRAKE, ENGINE DOOR FORWARD
1.	12B13416 (55-ON)	STRAKE, ENGINE DOOR FORWARD
2.	12B10415	STRAKE, ENGINE DOOR MIDDLE
3.	12B10416	STRAKE, ENGINE DOOR AFT
4.	12B10659 (19-50)	SUPPORT
5.	12B8942	SEAL ASSEMBLY
6.	12B10660	SUPPORT
7.	12B10661	SUPPORT
8.	12B9365	STIFFENER
9.	12B10431 (30-50)	SUPPORT
10.	12B10897 (51-ON)	SUPPORT



F-111A DORSAL & EQUIP. TUNNEL STRUCTURE

TAC, 31-ON

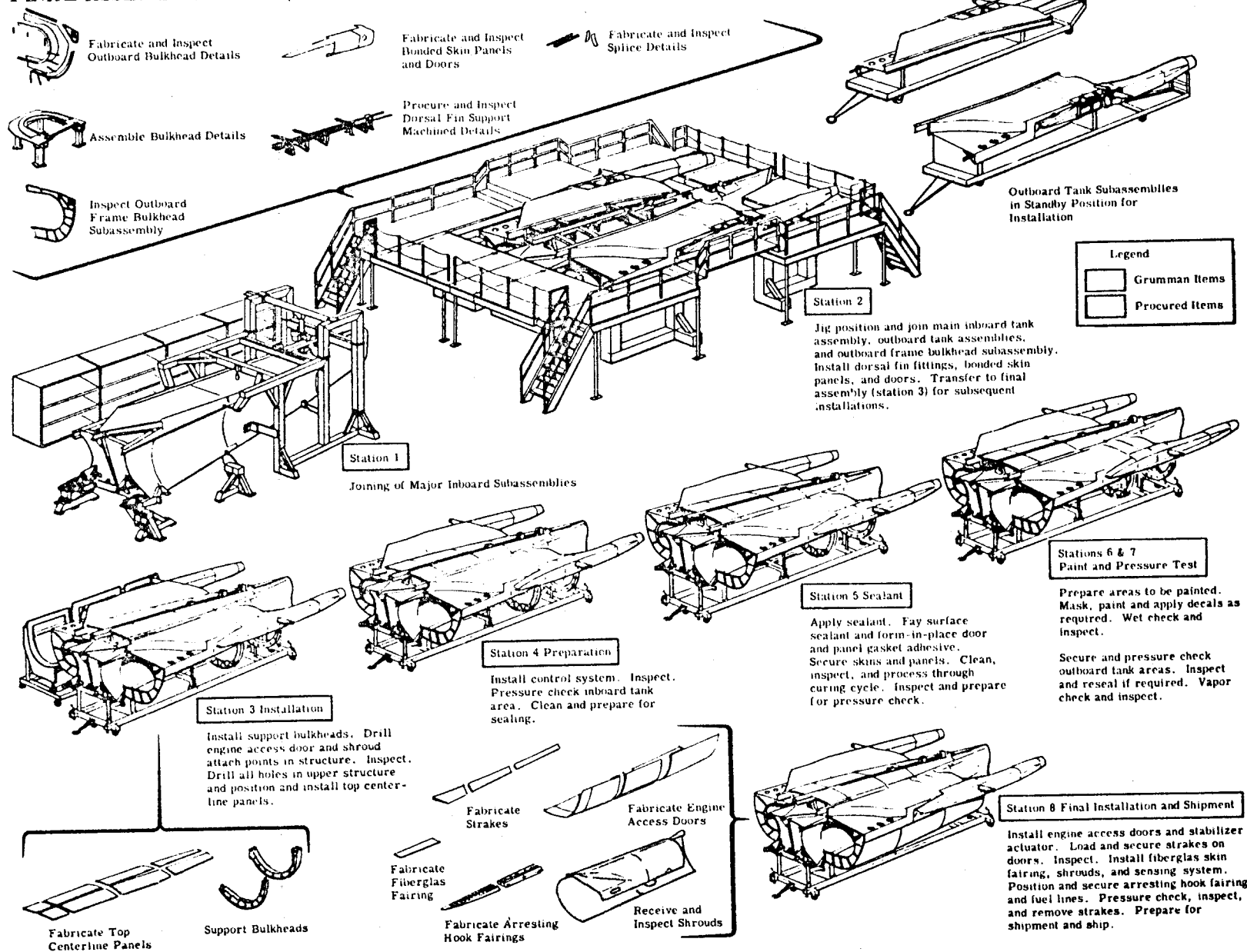
34




MANUFACTURING ENGINEERING
ST-904-1 6 September 1968

F-1110 MAJOR SUBCONTRACT COMPONENTS

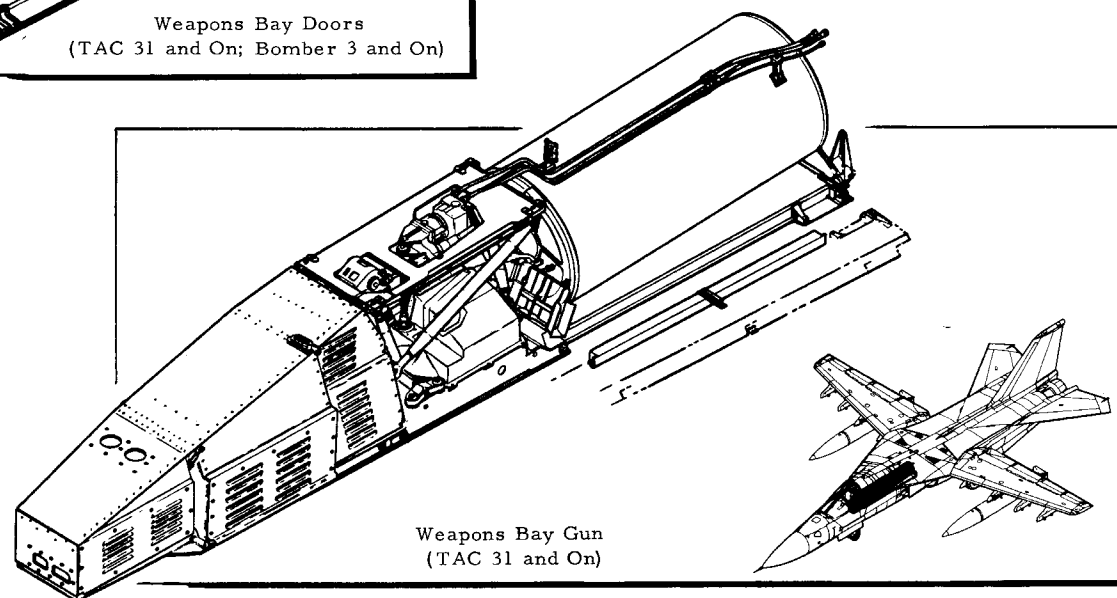
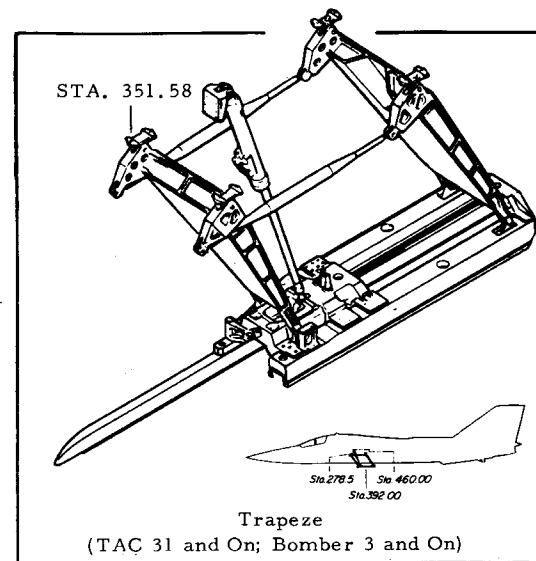
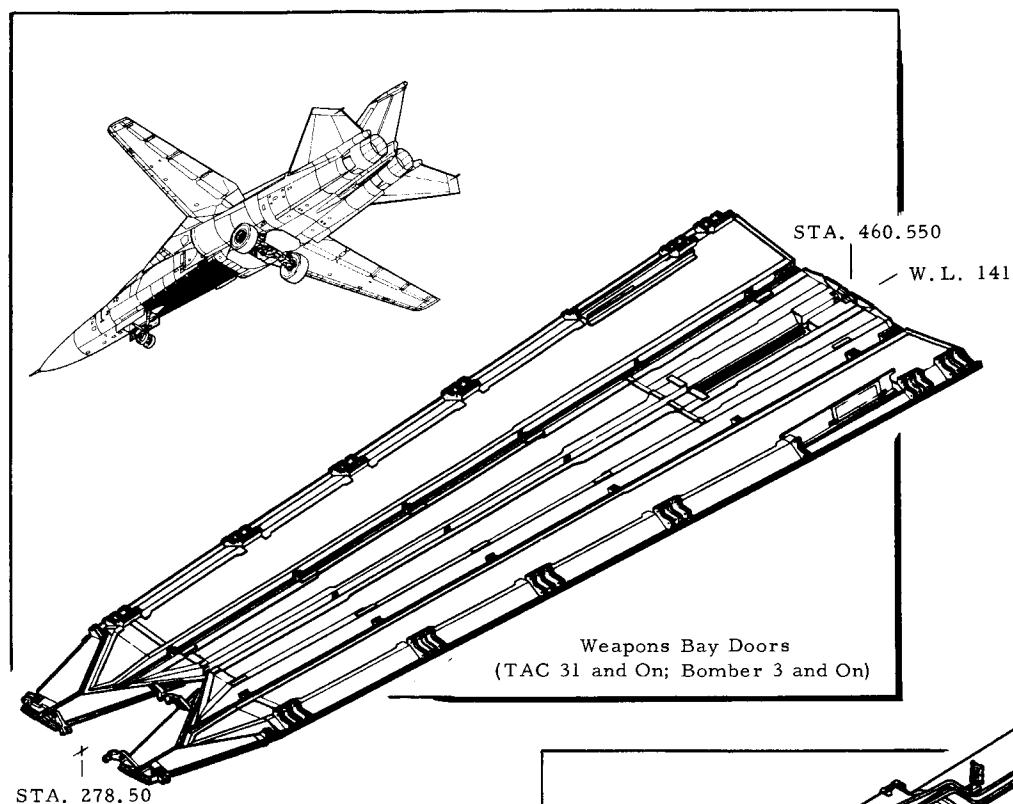
FINAL ASSEMBLY FLOW (STATIONS 1 THROUGH 8)



WEAPONS BAY DOORS & TRAPEZE



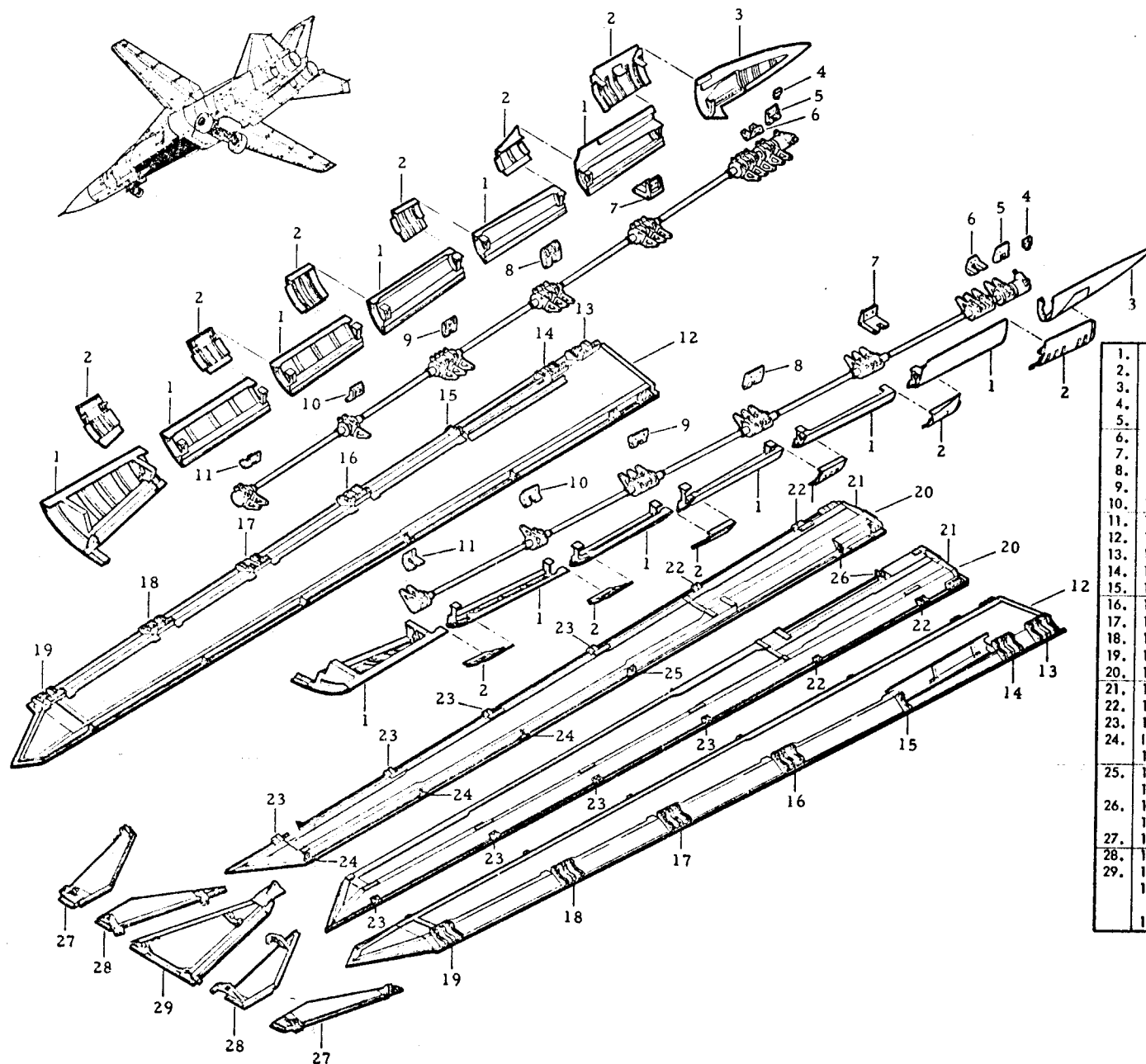
ARMAMENT STRUCTURE COMP.



POWER HINGE, FAIRING & WEAPONS BAY DOORS

348

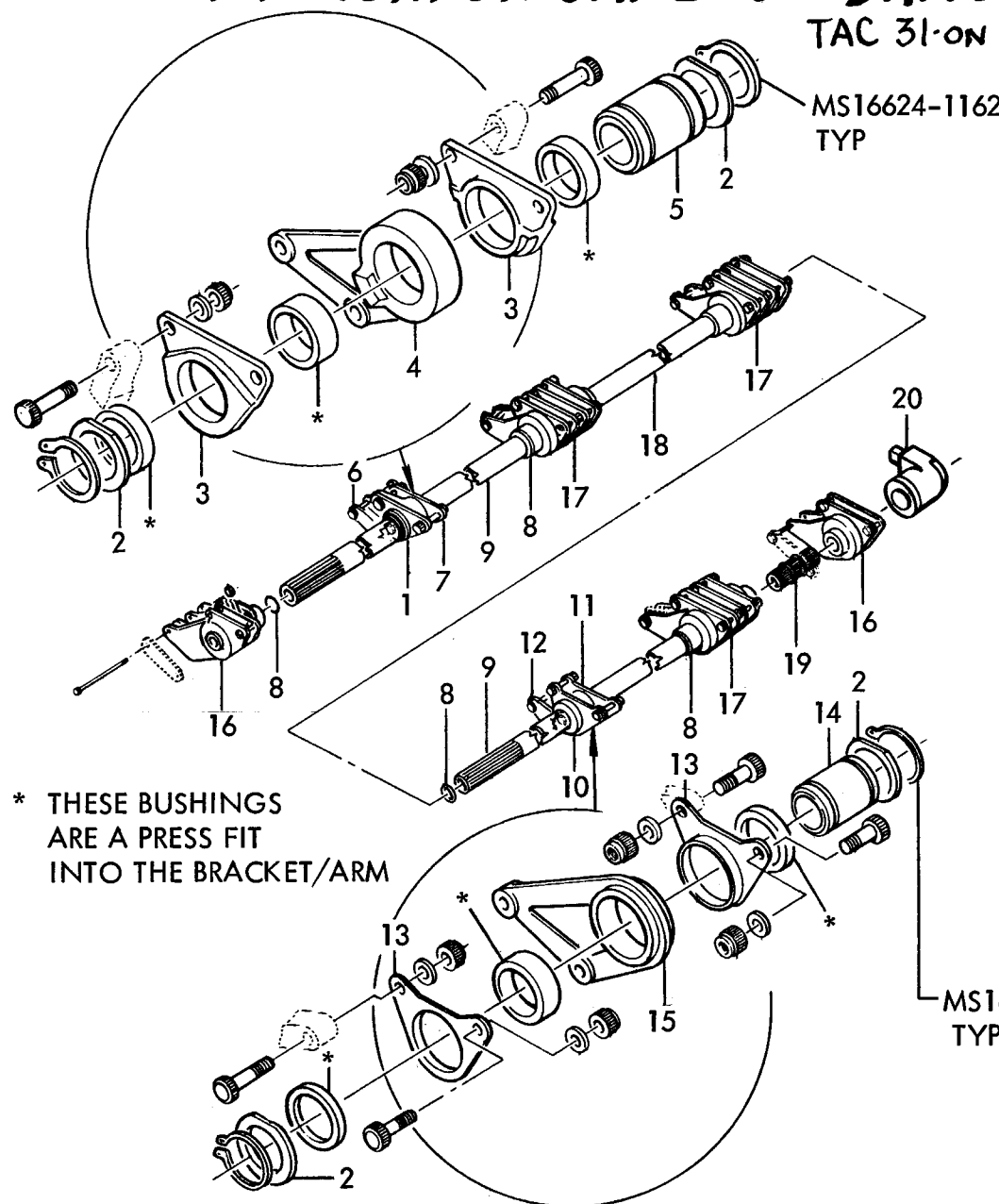
TAC 31-ON, BOMBER 3-ON



1.	12S903	Fairing Assemblies
2.	12S932	Seal Assemblies
3.	12M635	Fixed Fairing Assy
4.	12B8387	Support, Gear Box
5.	12B8396	Support Hinge
6.	12B8379	Support Hinge
7.	12B8368	Support
8.	12B8356	Support Hinge
9.	12B8346	Support Hinge
10.	12B8336	Support Hinge
11.	12B8326	Support Hinge
12.	12S902	Door Assembly
13.	12M648	Frame
14.	12M647	Frame
15.	12S907	Frame
16.	12M645	Frame
17.	12M644	Frame
18.	12M643	Frame
19.	12M642	Frame
20.	12S901	Door Assembly
21.	12M621	Frame
22.	12M622	Frame
23.	12M620	Frame
24.	12M652	Socket Stop (RH)
	12M651	Socket Stop (LH)
25.	12S874	Socket Stop (RH)
	12M653	Socket Stop (RH)
26.	12S875	Socket Stop (LH)
	12M653	Socket Stop (LH)
27.	12S911	Door Assy.
28.	12S912	Door Assy.
29.	12S954	Skin Instl. (F-111A: A1 19-83)
	12S960	Skin Instl. (F-111A: A1 84-159)
		(FB-111A: B1 3-On)
	12S965	Skin Instl. (F-111A: A1 160-On)

111 WEAPON BAY DOOR DRIVE SET INSTALLATION

TAC 31-ON, BOMBER 3-ON

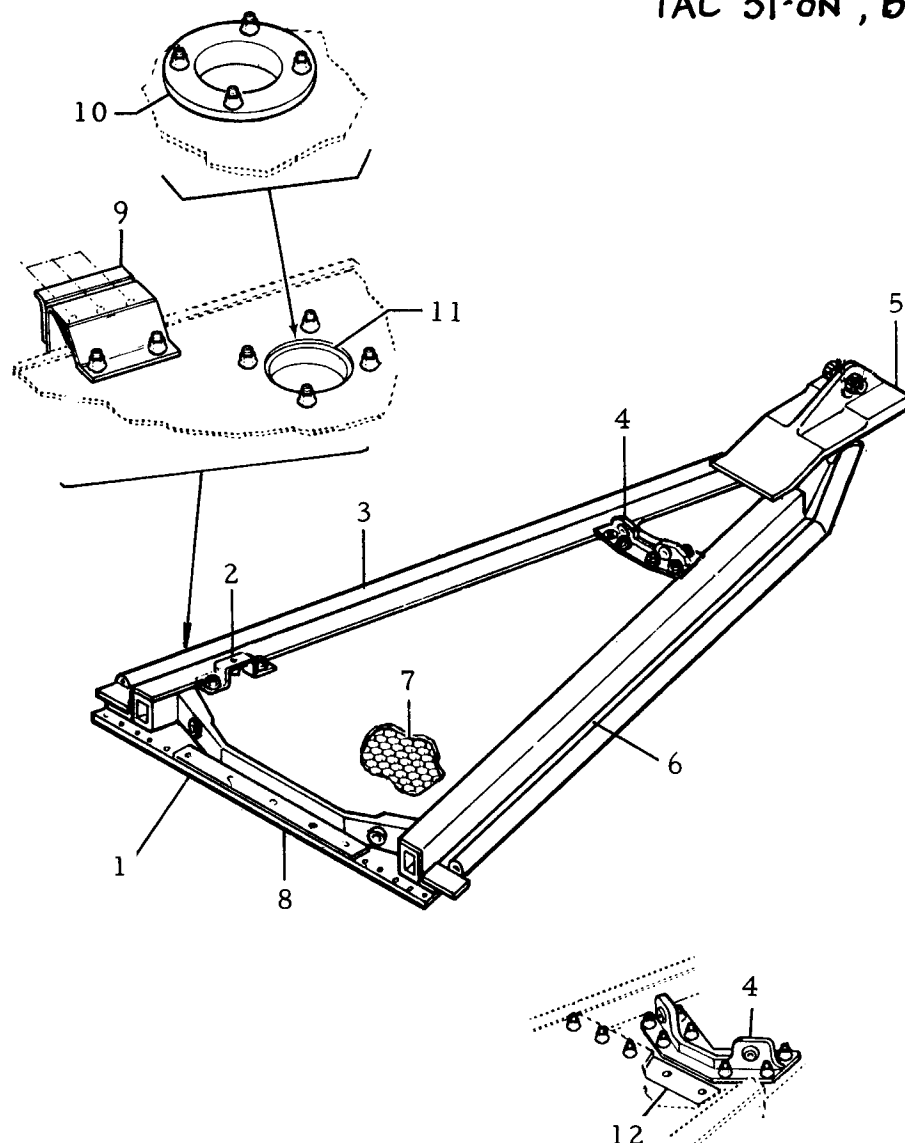


1.	12S938	Hinge Instl., Sta. 337
2.	12S937	Retainer, Hinge Pin
3.	12S939	Bracket
4.	12S940	Arm
5.	12S941	Pin, Hinge
6.	12S940	Arm Assy.
7.	12S939	Bracket Assy.
8.	12M686	Ring, Retaining
9.	12M684	Shaft, Drive
10.	12S933	Hinge Instl., Sta. 420.7
11.	12S934	Bracket Assy.
12.	12S935	Arm Assy., Sta. 420.7
13.	12S934	Bracket
14.	12S936	Pin
15.	12S935	Arm
16.	CM00038-1-7	Power Hinge (Single)(LH)
	CM00038-1-8	Power Hinge (Single)(RH)
17.	CM00038-1-5	Power Hinge (Double)
18.	CM00038-6-9	Drive Shaft
19.	CM00038-6-12	Drive Shaft
20.	CM00038-2-4	Angle Gear Box (LH)
	CM00038-2-2	Angle Gear Box (RH)

MANUFACTURING ENGINEERING
ST-1001-20A Rev. 19 Nov. 1970

111 WEAPON BAY SKIN INST. CTR., FWD.

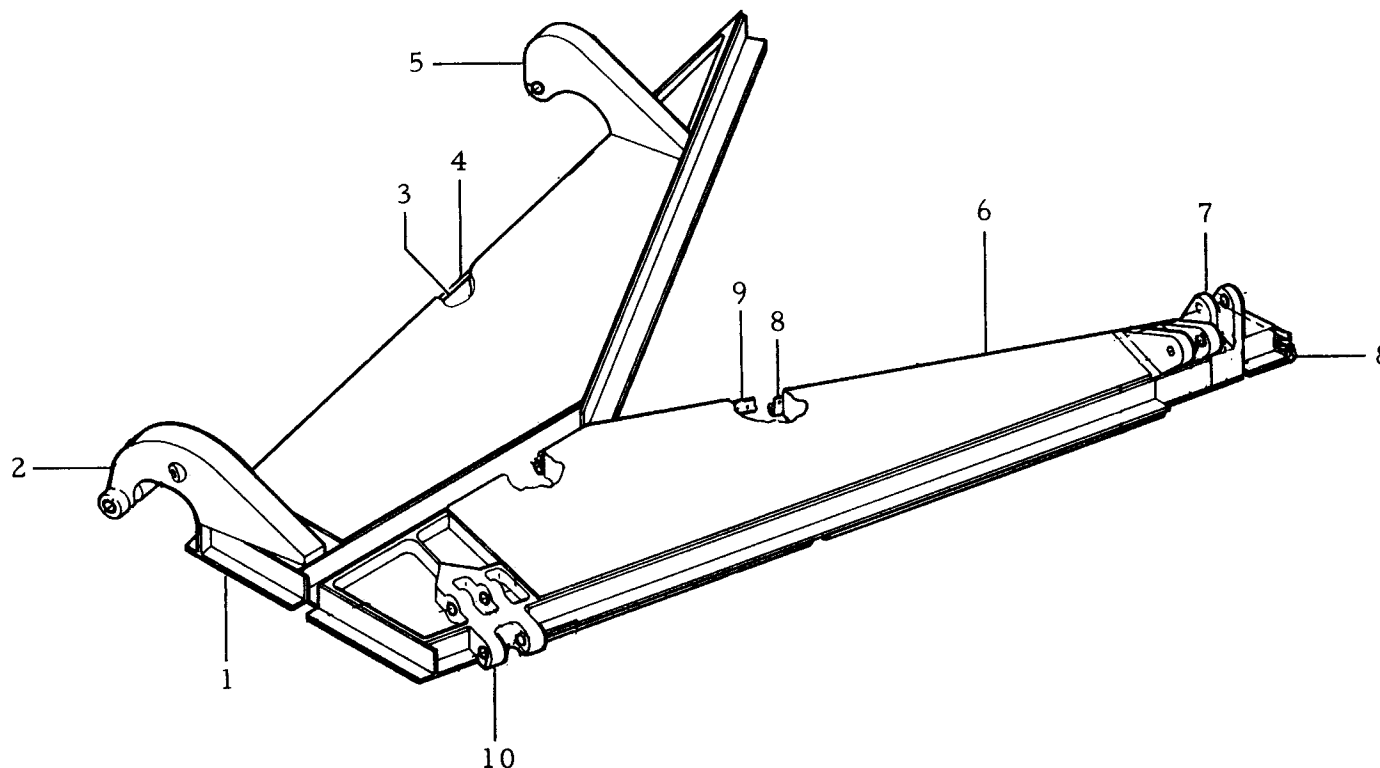
TAC 31-ON, BOMBER 3-ON



1.	12S965	Skin Assy.
2.	12S960	Angle
3.	12S965	Seal
4.	12S958	Hinge Fitting
5.	12S966	Support
6.	12S965	Retainer
7.	12S965	Bonded Assy.
8.	12S967	Hinge Fitting
9.	12S965	Bracket
10.	12S964	Cover
11.	12S963	Fitting
12.	12S968	Beam

111 WEAPON BAY DOORS, FWD - CENTER

TAC 31-ON, BOMBER 3-ON



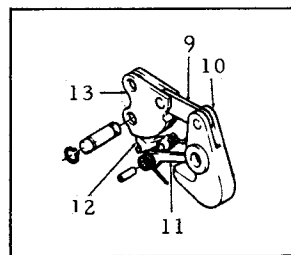
1.	12S912	Door Assy., R.H.
2.	12S924	Hinge, Fwd.
3.	12S912	Bumper
4.	12S912	Bulb Seal
5.	12S925	Hinge Aft

6.	12S911	Door Assy., L.H.
7.	12S923	Hinge, Aft
8.	12S911	Seal
9.	12S911	Angle
10.	12S920	Hinge

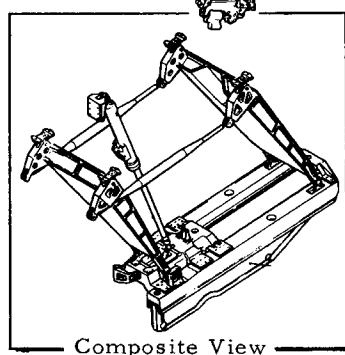
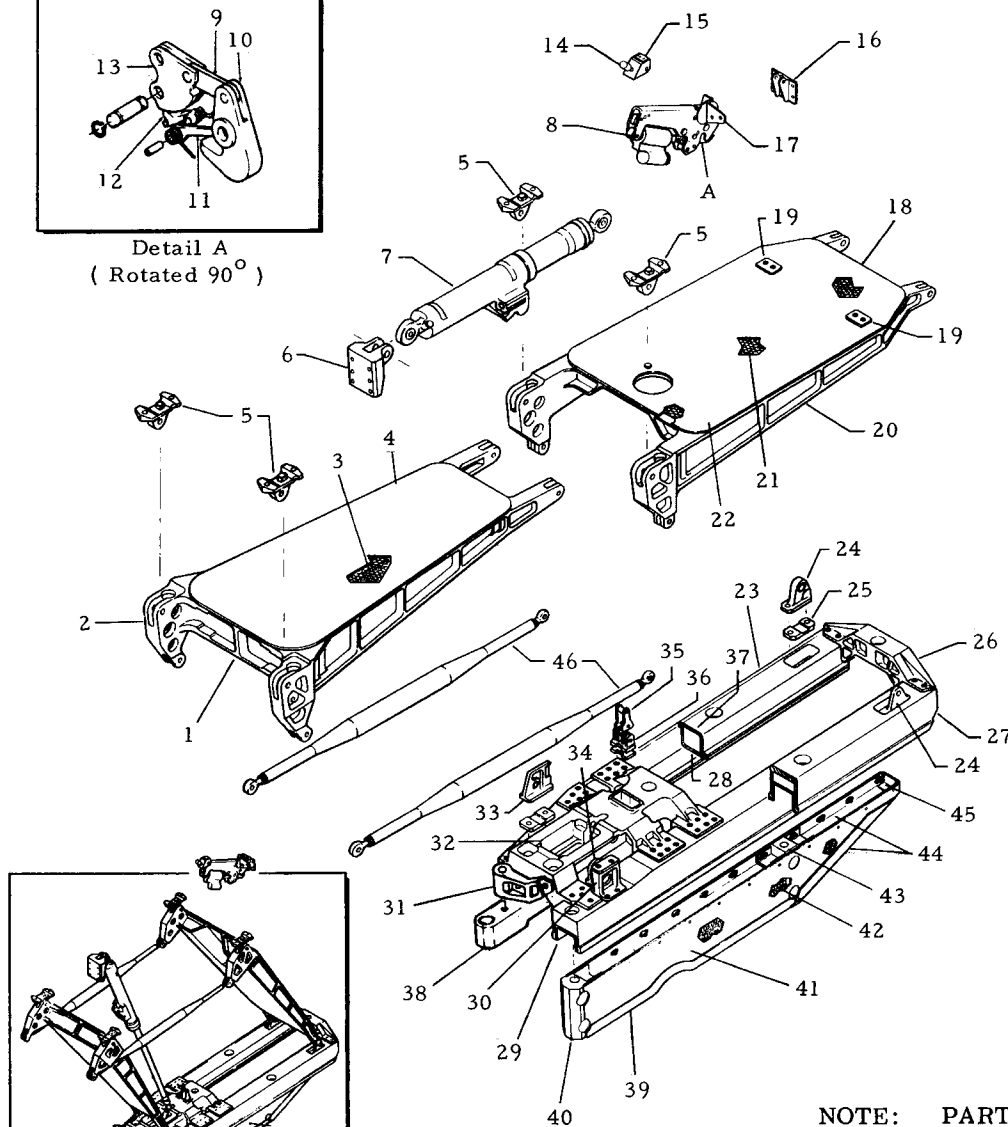
MANUFACTURING ENGINEERING
ST-1001-22A 27 JUN. 1969

F-111A TRAPEZE ARRANGEMENT WEAPONS BAY

TAC 31-159

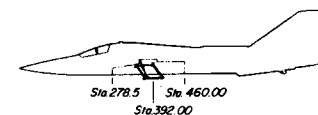


Detail A
(Rotated 90°)



Composite View

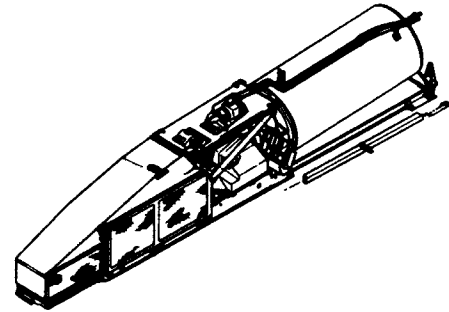
NOTE: PARTS OTHER THAN
ONES MARKED R.H.
OR L.H. ARE IN
BASIC NUMBER.



1.	12M005	Trapeze Instl. (L.H. Side)
2.	12S500	FWD ARM ASSEMBLY
3.	12S545	Frame
4.	12S500	Core
5.	12S500	Skin, Upper
6.	12S503	Fitting, Assy. Interface
7.	12M407	Bracket
8.	CH00217	Actuator Assy.
9.	12S530	UPLATCH ASSEMBLY
10.	12S536	Link-Toggle
11.	12S532	Hook-Toggle
12.	12S539	Trigger-Lock
13.	12S538	Sear-Lock
14.	12S533	Bellcrank
15.	12S543	Pin-Uplatch
16.	12S531	Housing Assy.
17.	12S537	Pin-Cocking
18.	12S543	Pins
19.	12S546	Actuator, Present Switch
20.	12S547	Lever-Actuation
21.	12D579	Fitting
22.	12M401	Bracket
23.	12M408	Bracket
24.	12H951	Support
25.	12S506	Arm Assy.
26.	12S509	Bumper
27.	12S545	Frame Assy, Arm
28.	12S506	Core
29.	12S506	Skins
30.	12S510	Adapter Assy.
31.	12S516	Ftg. Pivot-Aft
32.	12S519	Plate, Adjusting
33.	12S525	Crossbeam, Aft
34.	12S511	Rail, Upper-LH
35.	12S518	Rail, Lower-RH
36.	12S512	Rail, Lower-LH
37.	12S504	Bumper - LH, Fwd.
38.	12S556	Extension, Adapter
39.	12S513	Crossbeam Assy. Fwd-Adapter
40.	12S515	Ftg. Pivot-Fwd, RH
41.	12S521	Ftg. Pivot-Fwd, LH
42.	12S523	Clevis-Uplatch Pickup
43.	12S522	Support-Uplatch Pickup
44.	12S517	Rail, Upper-RH
45.	12S543	Pins-Uplatch, Trapeze
46.	12S558	Spacer (LH INSTL. ONLY)
47.	12S527	Spacer Assy.
48.	12S528	Fitting-Fwd.
49.	12S527	Skin
50.	12S527	Core
51.	12S508	Fitting-Aft
52.	12S527	Channel
53.	12S527	Angles
54.	12S526	Tube Assy-Arm Syn.
55.	12S534	Tube-Arm Syn.

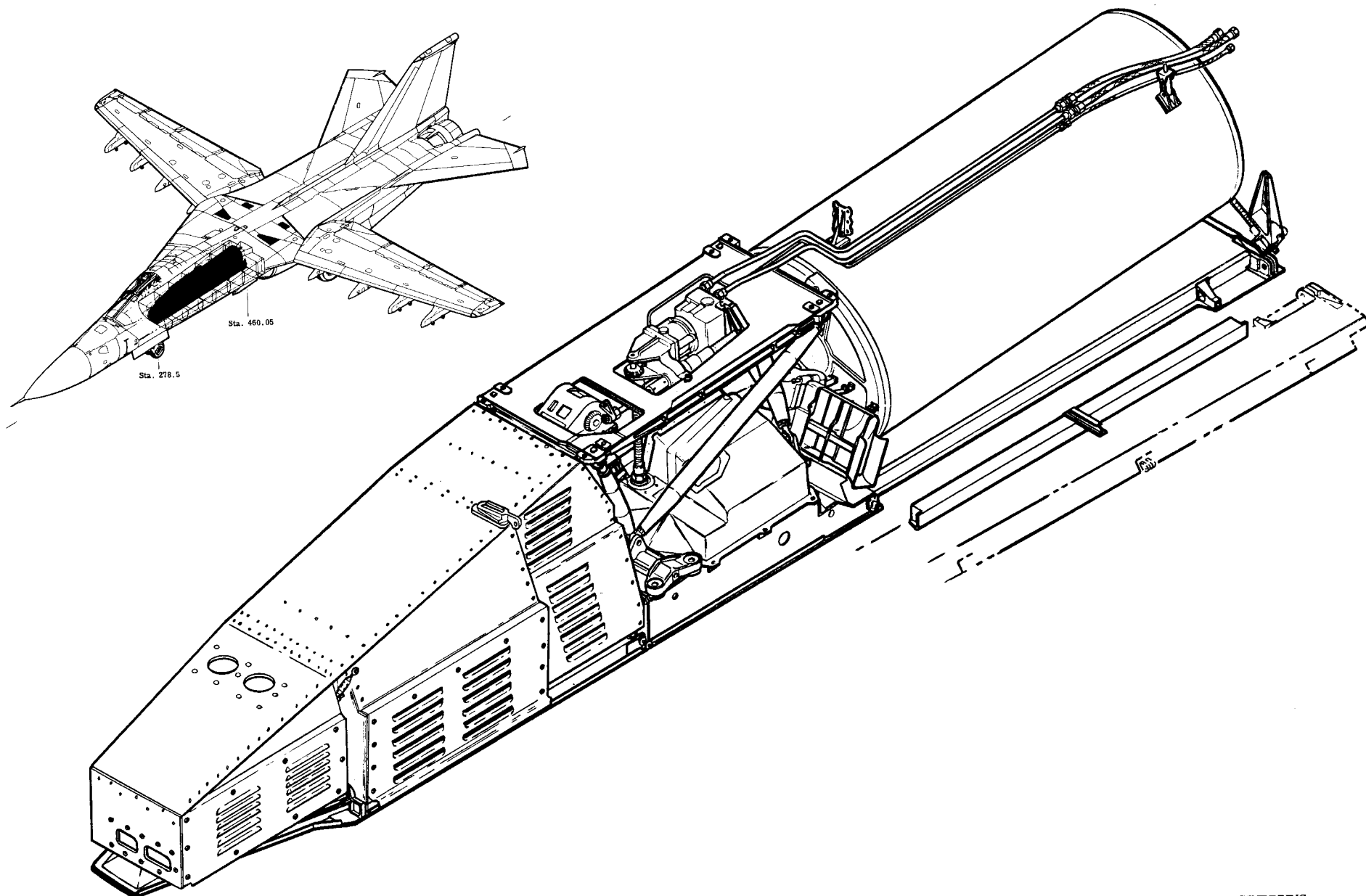
RH BAY
INSTALLATION
ONLY

WEAPONS BAY GUN



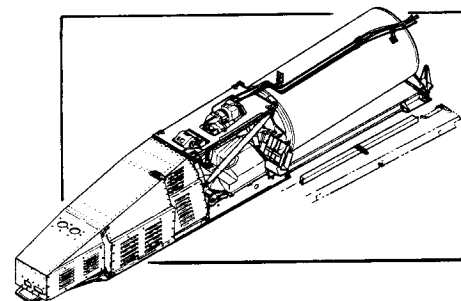
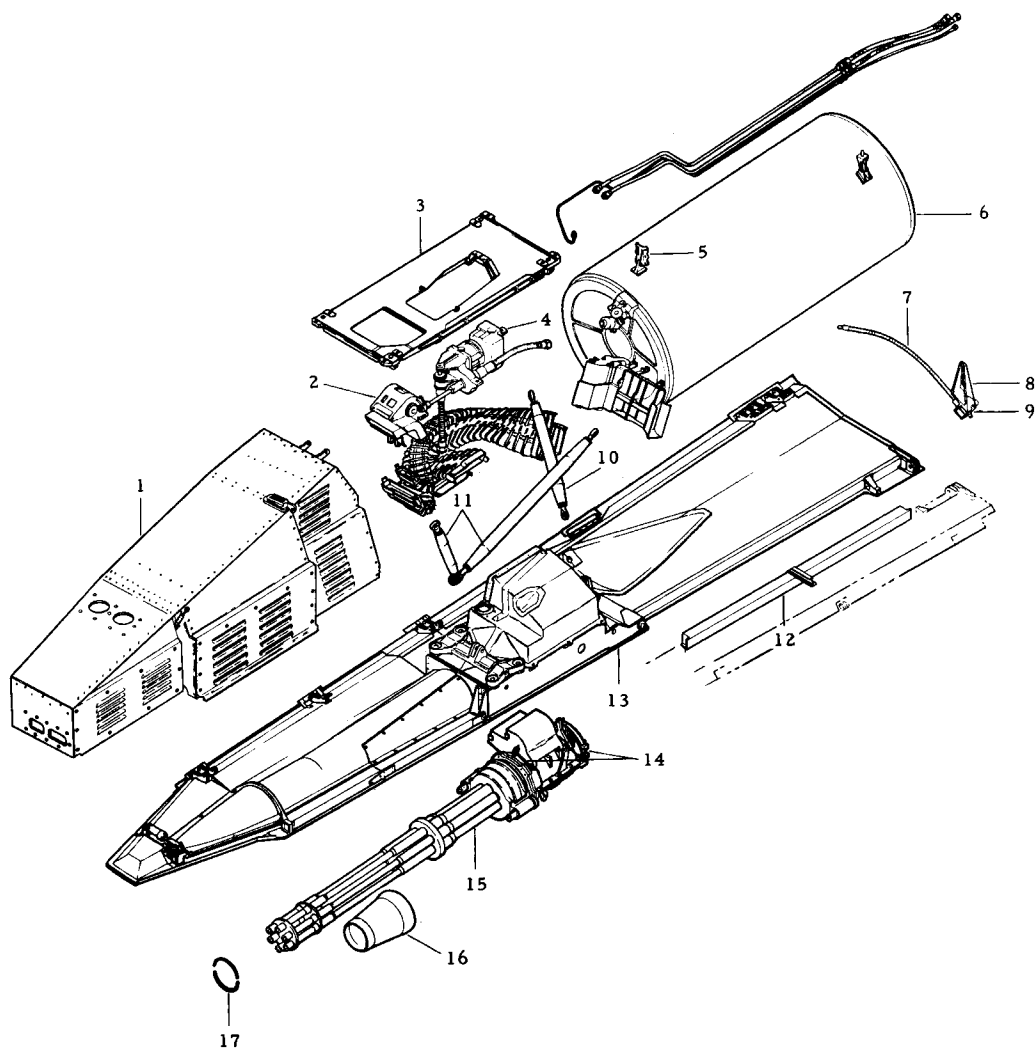
F-111A WEAPONS BAY GUN

12S 800 GUN INSTALLATION, 31-ON



F-111A WEAPONS BAY GUN

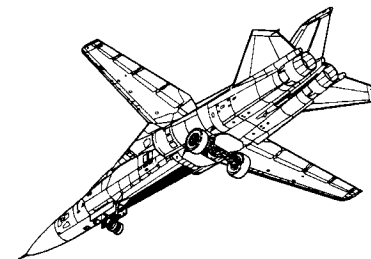
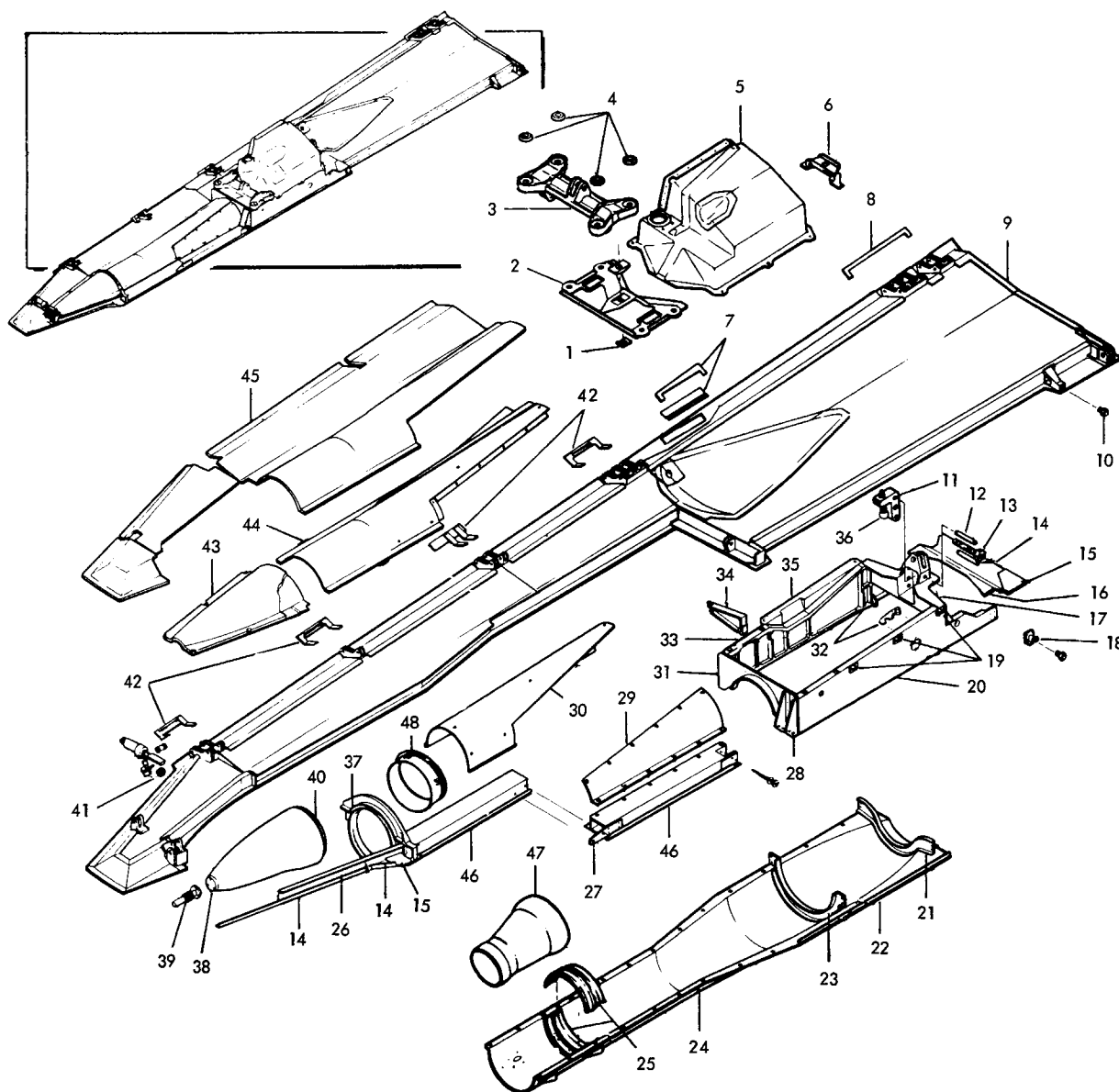
12S 800 GUN INSTALLATION, 31-0N



1.	12S414	Expended Case Bin Assy.
2.	CS00005	Drive Assy.
3.	12S803	Panel Assy.
4.	CH00324	Motor & Drive
5.	12S815	Bracket
6.	CS00005	Drum Assy.
7.	C3167	Shaft
8.	12S847	Support
9.	12S884	Lock
10.	12S804	Truss, Yaw
11.	12S804	Truss, Pitch
12.	12S852	Adapter Assy.
13.	12S801	Enclosure Assy.
14.	12S853	Pins
15.	M61-A1	Gun
16.	12S827	Baffle Assy.
17.	12S888	Ring

F-111E WEAPONS BAY GUN ENCLOSURE

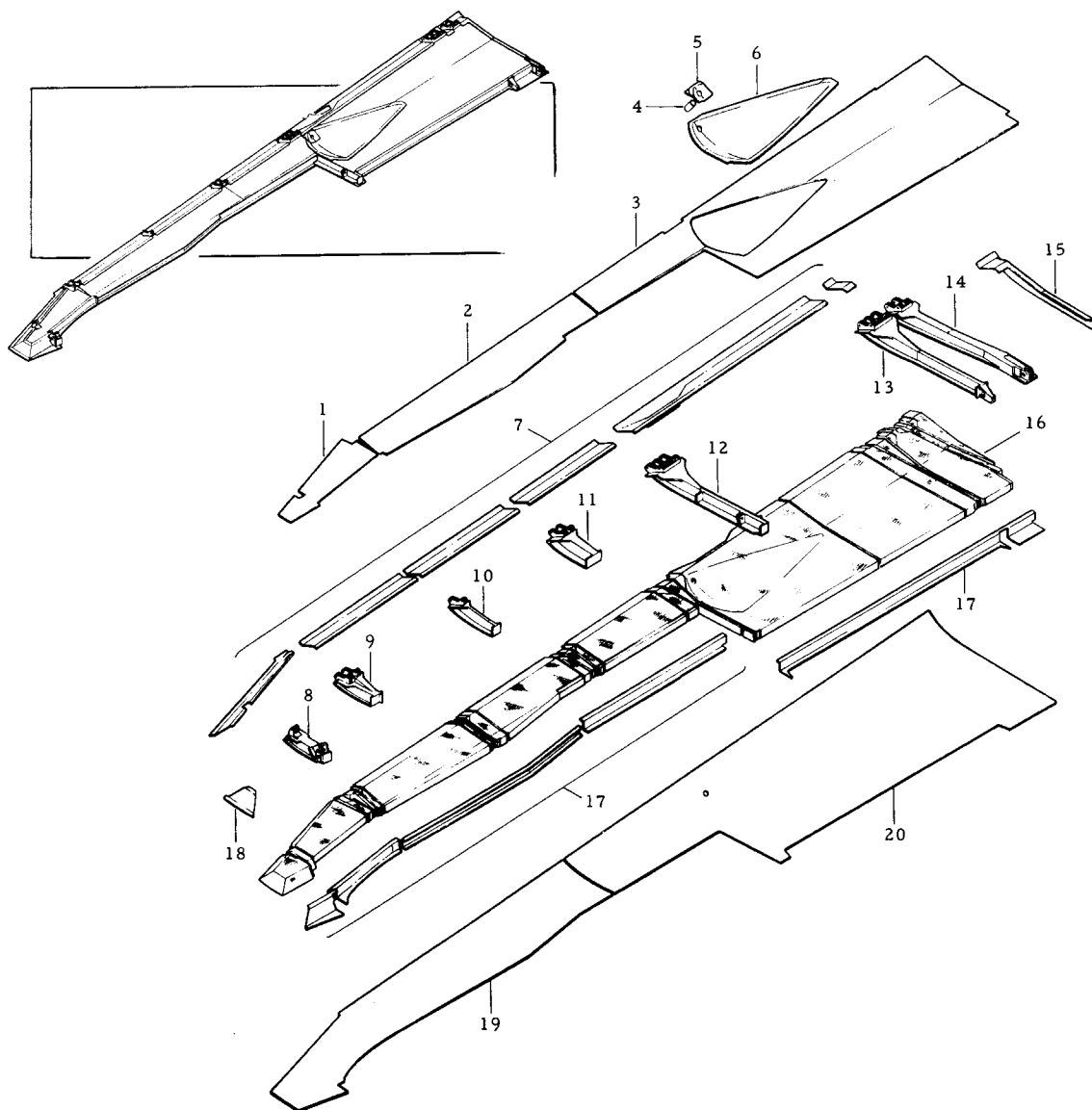
AI - 160 & ON



1.	12S855	Cap
2.	12S837	Support
3.	12S814	Support
4.	12S816	Washer
5.	12S834	Cover Assembly
6.	12S856	Cover Assembly
7.	12S848	Door Installation
8.	12M669	Tab Installation
9.	12S802	Fairing Assembly
10.	12M650	Stop
11.	12S839	Fitting
12.	12S857	Pin
13.	12S877	Bolt Assembly
14.	12S801	Angle
15.	12S801	Splice
16.	12S801	Filler
17.	12S838	Support
18.	12M652	Bracket
19.	12S801	Clip
20.	12S829	Beam
21.	12S858	Frame
22.	12S836	Angle
23.	12S867	Frame
24.	12S836	Fairing Assembly
25.	12S827	Frame
26.	12S801	Beam
27.	12S828	Beam Assembly
28.	12S801	Bracket
29.	12S835	Door
30.	12S866	Shield
31.	12S831	Bulkhead
32.	12S882	Hinge
33.	12S830	Beam
34.	12S886	Support
35.	12S833	Support
36.	12S840	Bolt
37.	12S819	Ring
38.	12S870	Spacer
39.	12S821	Gear Assembly
40.	12S817	Port Assembly
41.	12S821	Gear
42.	12M669	Tab Installation
43.	12S846	Cover Assembly
44.	12S835	Fairing Assembly
45.	12S419	Insulation
46.	12S828	Beam Assembly
47.	12S827	Baffle Assembly
48.	12S400	Blast Shield

F-111A WEAPONS BAY GUN

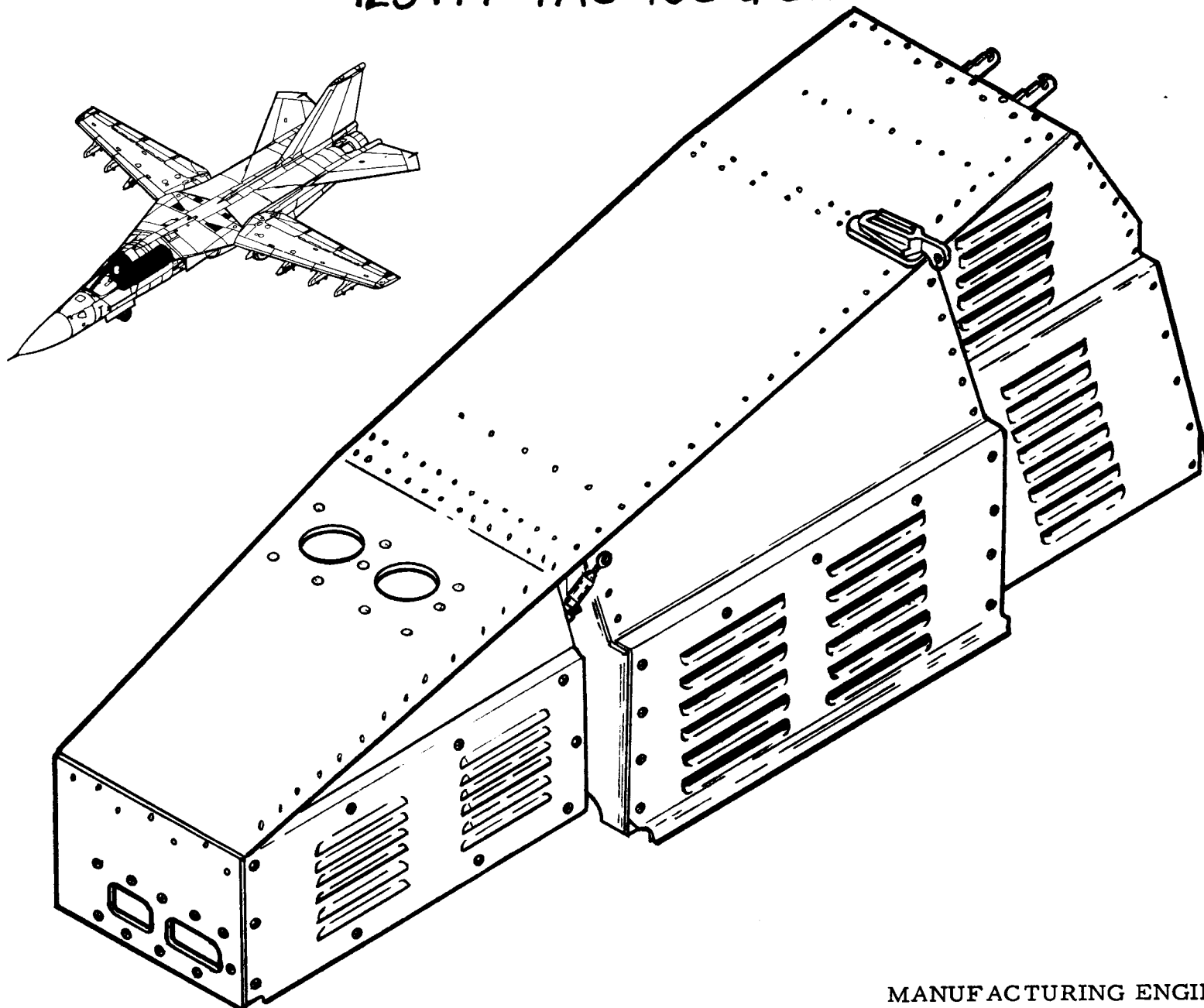
12S 802 FAIRING - TAC 31-0N



1.	12S802	Skin, Upr., Sta. 278-289
2.	12S802	Skin, Upr., Sta. 289-364
3.	12S802	Skin, Upr., Sta. 364-448
4.	12S802	Tube
5.	12S802	Doubler
6.	12S802	Pan
7.	12S802	Edge Members, Outboard
8.	12S842	Frame, Sta. 289.23
9.	12S822	Frame, Sta. 307.5
10.	12S823	Frame, Sta. 337.5
11.	12S883	Frame, Sta. 364
12.	12S824	Frame, Sta. 392.30
13.	12S825	Frame, Sta. 448
14.	12S826	Frame, Sta. 454
15.	12S802	Edge Member, Aft
16.	12S802	Core Details
17.	12S802	Edge Members, Inbd.
18.	12S802	Edge Member, Fwd.
19.	12S802	Skin, Lwr., Sta. 278-364
20.	12S802	Skin, Lwr., Sta. 364-448

BIN ASSY-EXPENDED CASES, WEAPONS BAY GUN

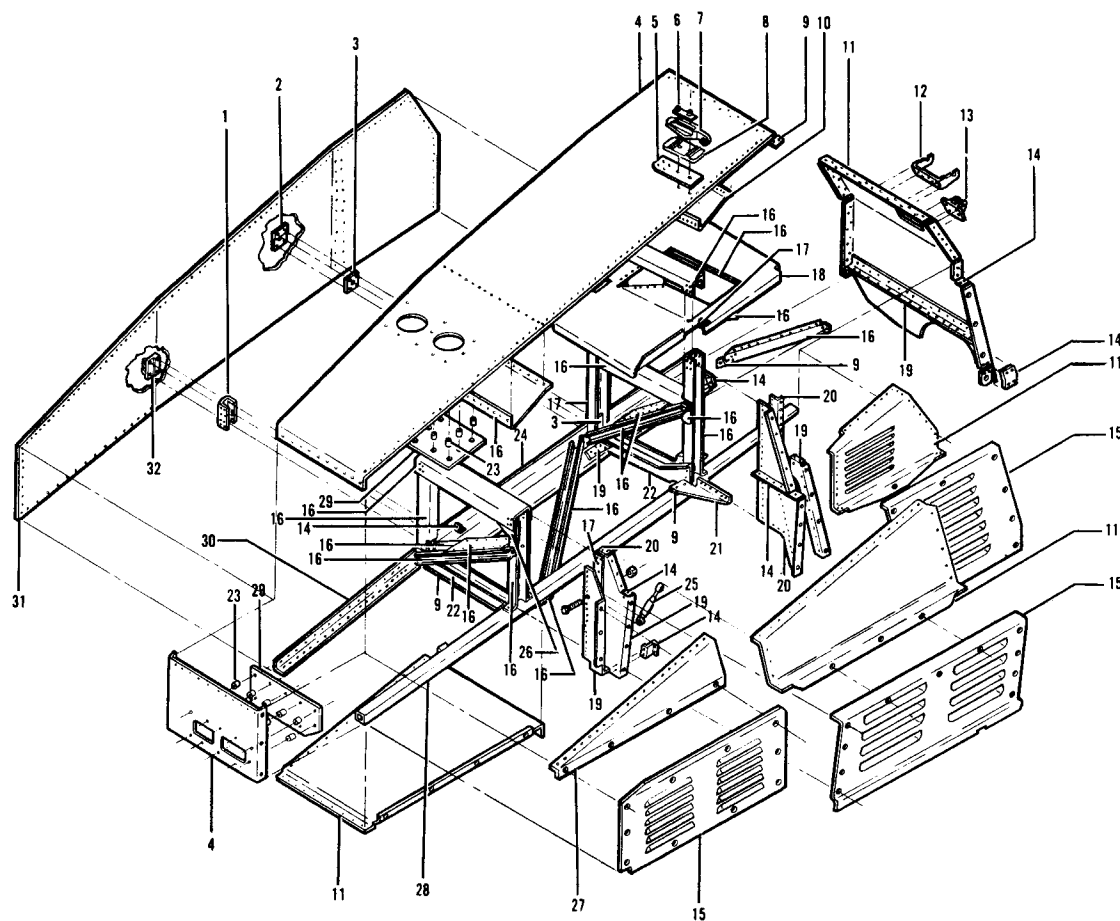
12S414-TAC 160 & ON



MANUFACTURING ENGINEERING
ST-1105-35 17 October 1968

TAC WEAPONS BAY GUN-EXPENDED CASE BIN

TAC 160 & ON

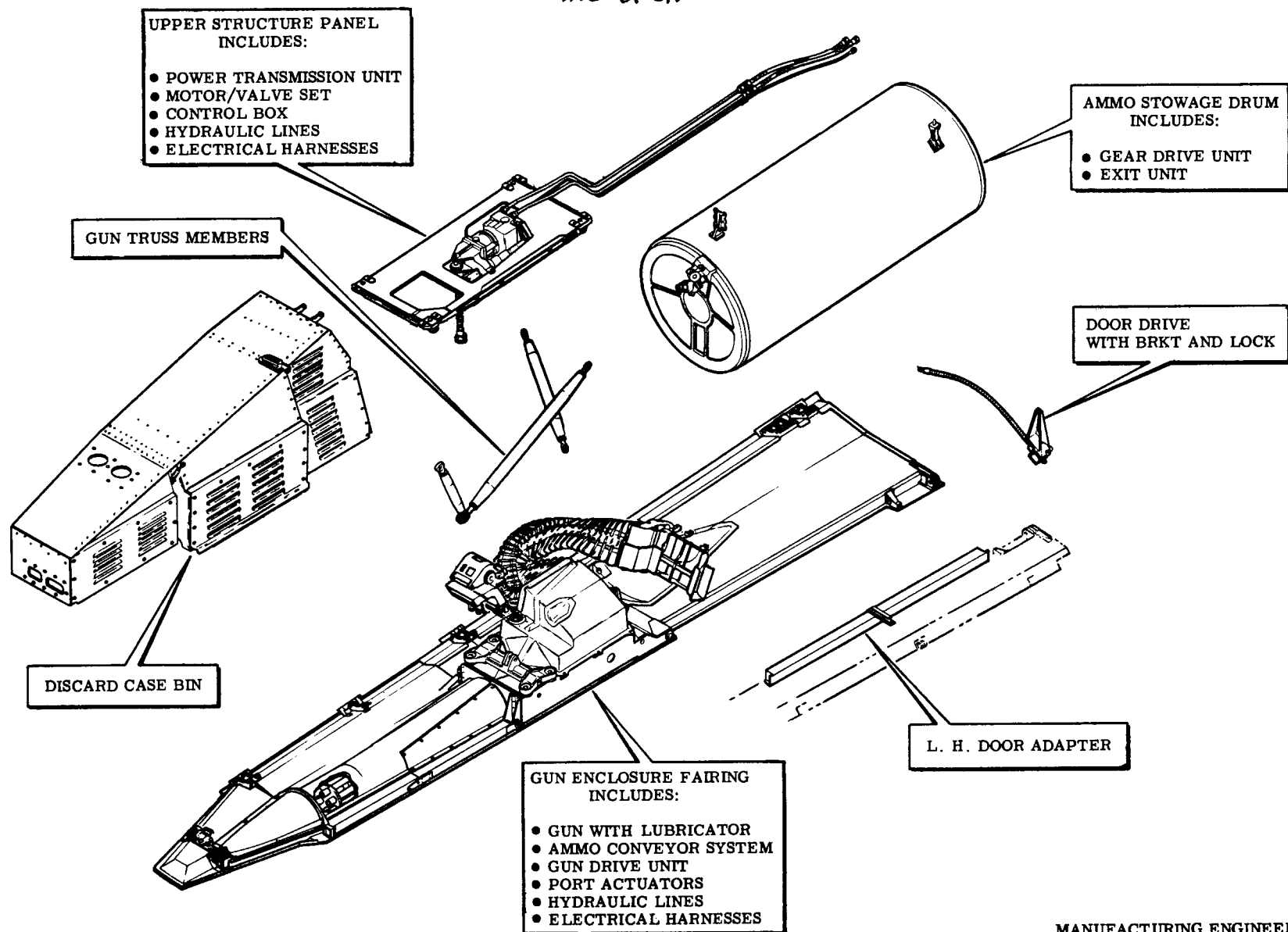


1.	12S862	SUPPORT
2.	12S869	SUPPORT
3.	12S894	PLATE
4.	12S811	SKIN
5.	12S811	SUPPORT
6.	12S899	NUT
7.	12S864	SUPPORT
8.	12S863	SUPPORT
9.	12S413	FILLER
10.	12S811	BAFFLE
11.	12S413	SKIN
12.	12S881	LUG.
13.	12S890	LUG.
14.	12S413	CLIP
15.	12S413	COVER ASSY.
16.	12S811	FRAME
17.	12S811	DOUBLER
18.	12S811	SHELF
19.	12S413	STIFFENER
20.	12S413	ANGLE
21.	12S413	GUSSET
22.	12S413	FRAME
23.	NAS42DD6-32	SPACER
24.	12S413	LONG.
25.	12S860	LINK
26.	12S811	GUSSET
27.	12S895	SKIN
28.	12S893	TUBE
29.	12S413	PLATE
30.	12S811	LONG
31.	12S898	SKIN
32.	12S861	SUPPORT

WEAPONS BAY GUN COMPONENTS

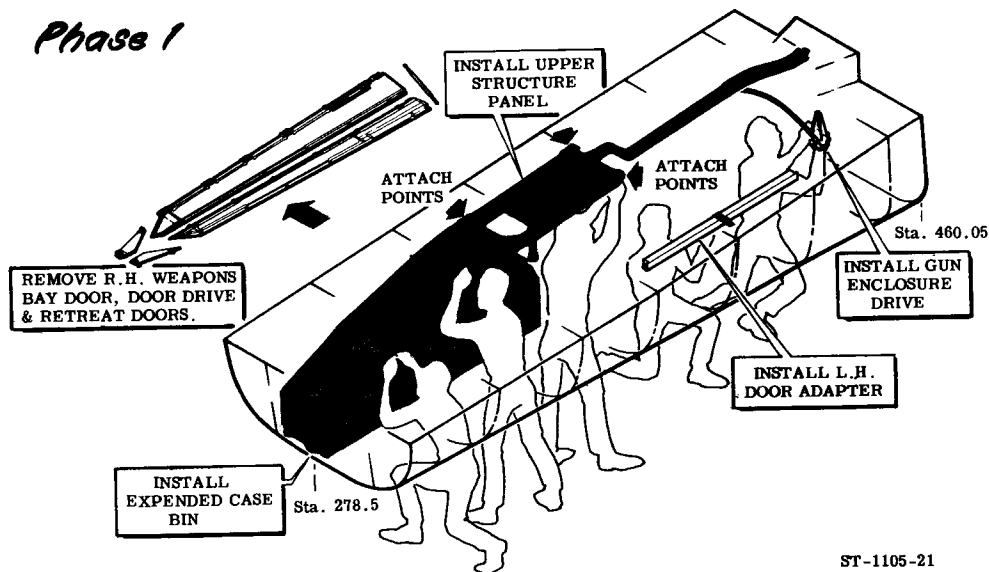
AS ASSEMBLED FOR INSTALLATION/REMOVAL FROM AIRPLANE

TAC 31-0N



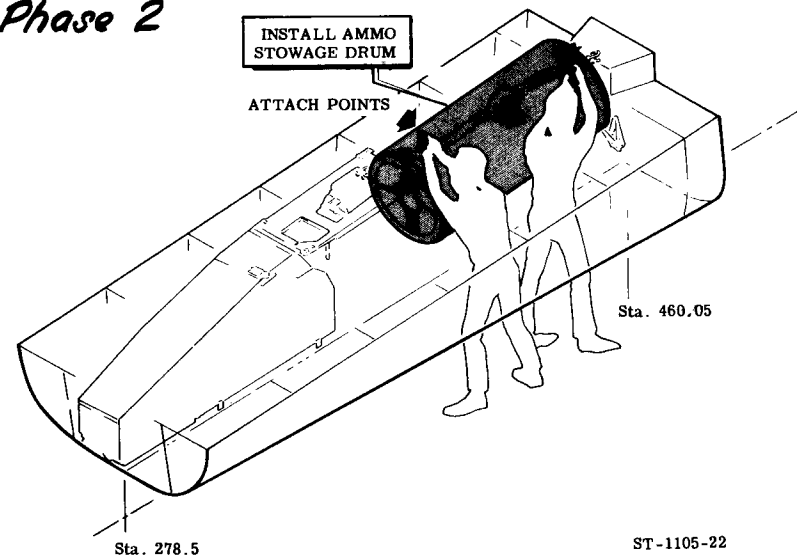
TAC BAY GUN INSTALLATION

Phase 1



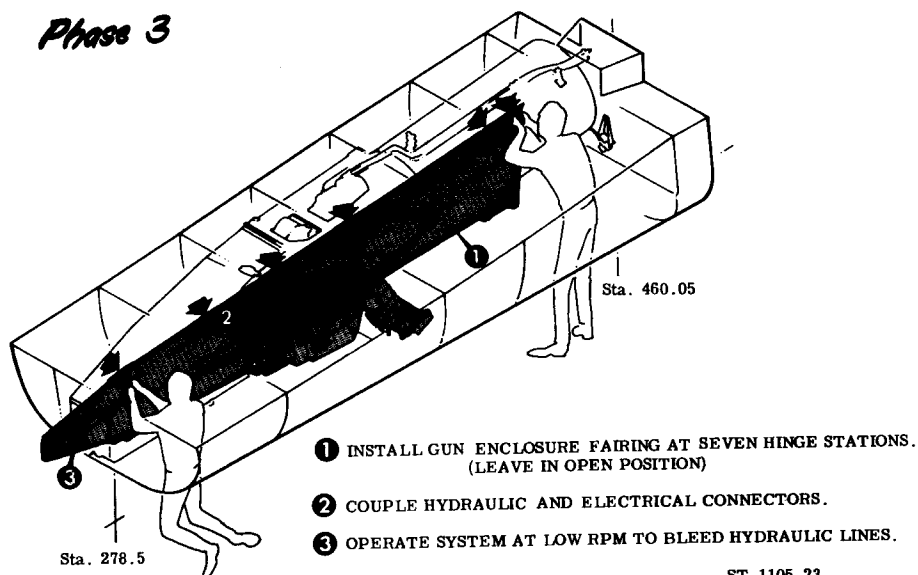
ST-1105-21

Phase 2



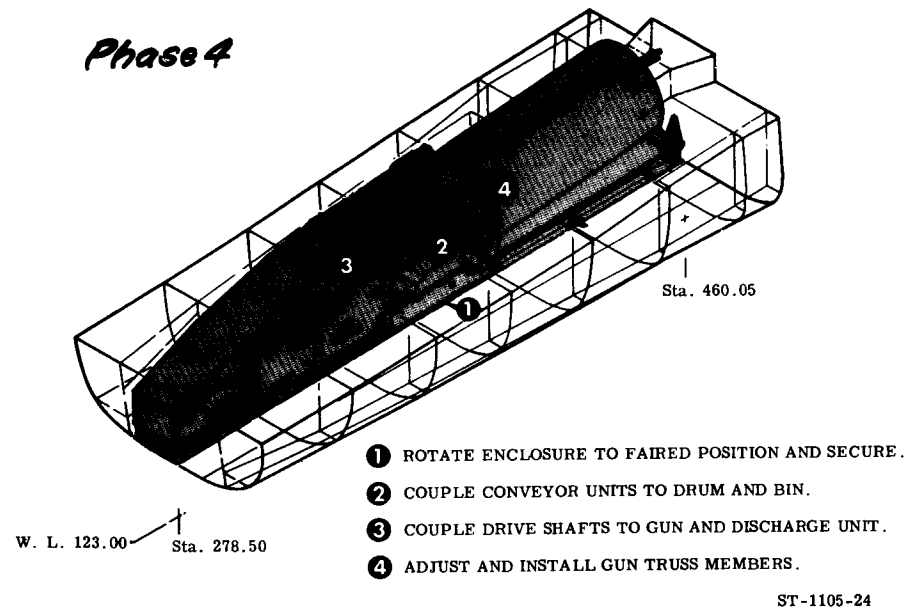
ST-1105-22

Phase 3



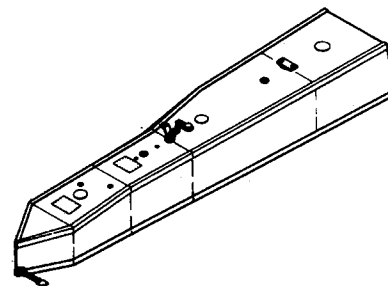
ST-1105-23

Phase 4

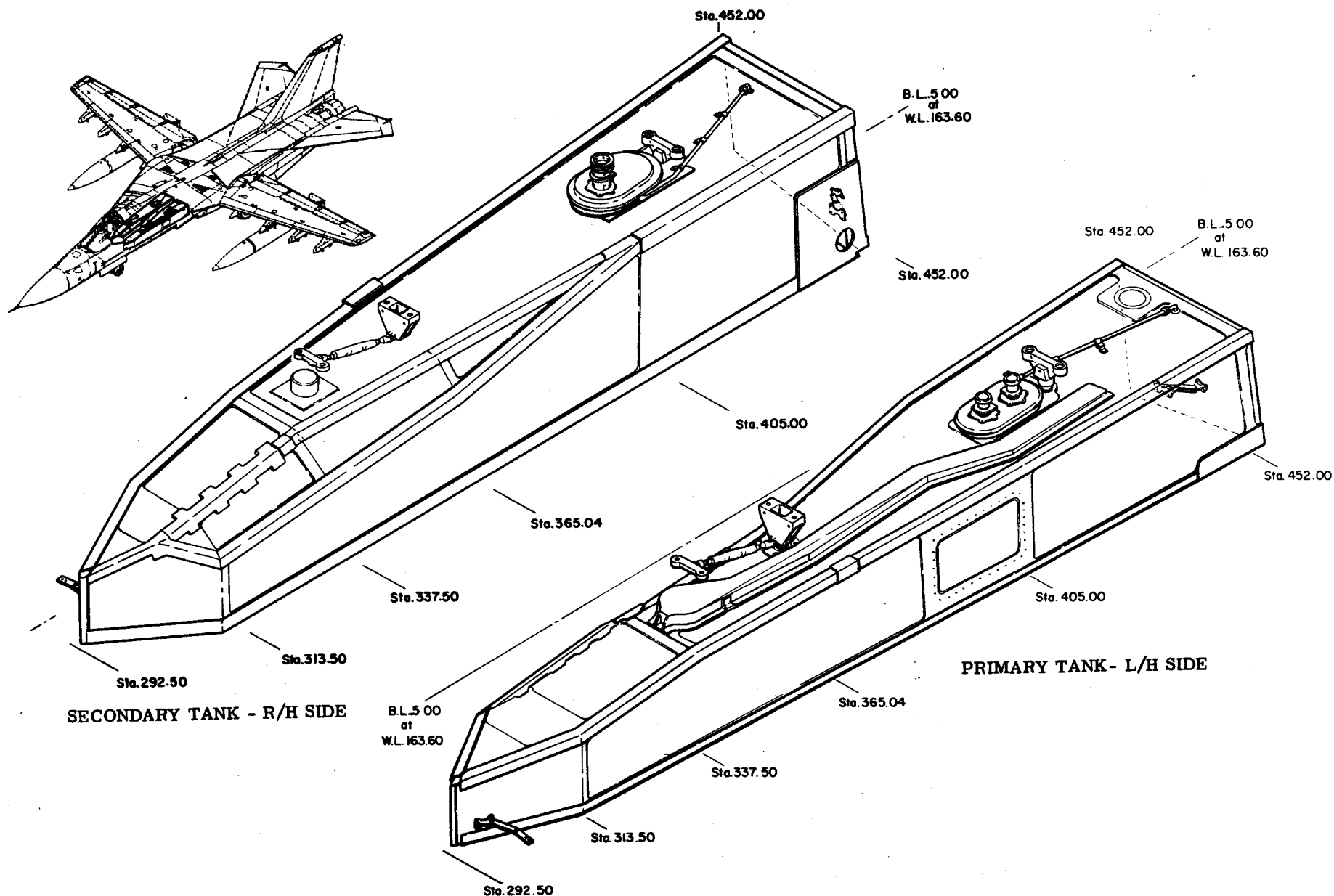


ST-1105-24

WEAPONS BAY FUEL CELL

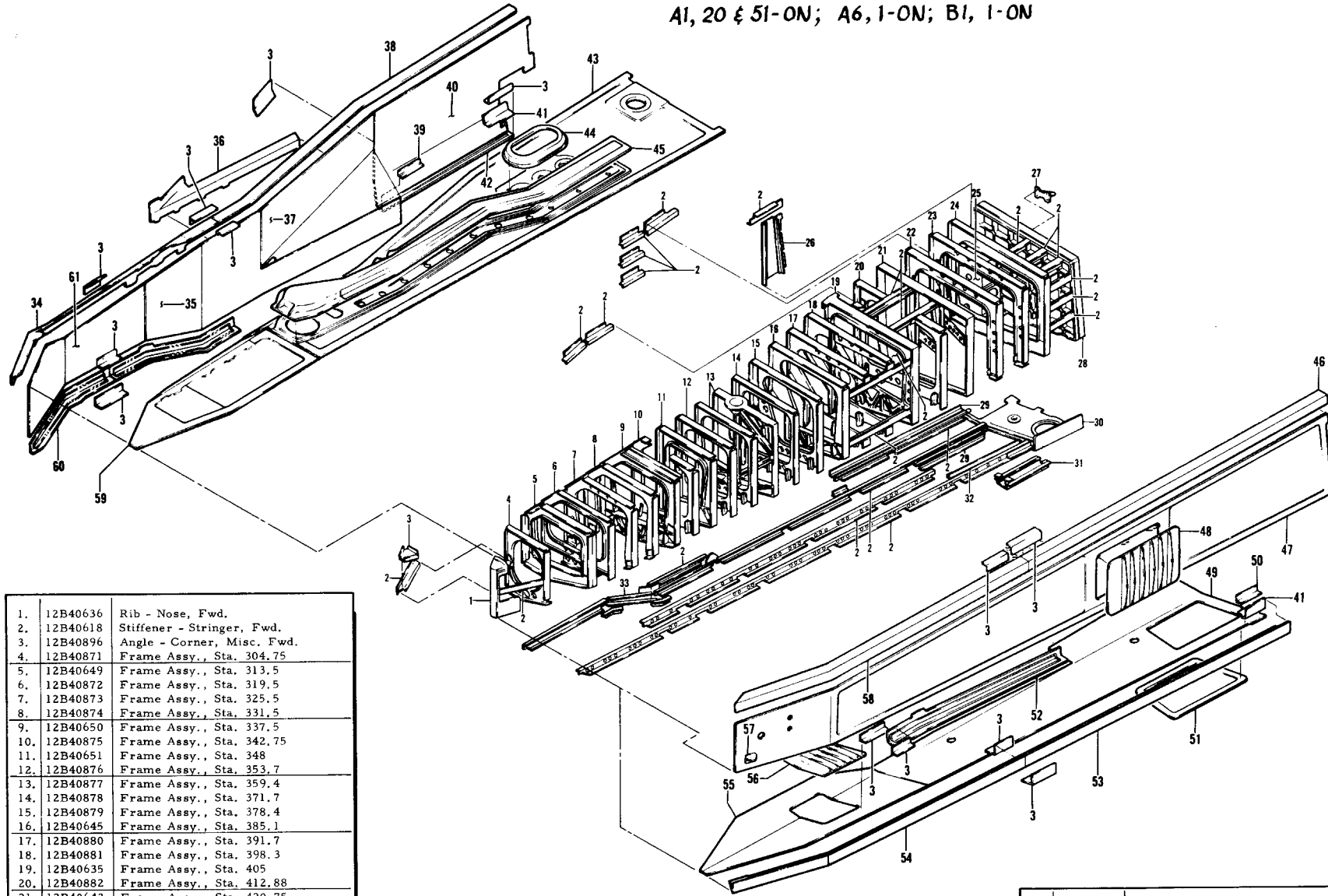


ECP 0784 - WEAPONS BAY FUEL TANKS - L/R



III WEAPONS BAY PRIMARY FUEL TANK EXPLODED VIEW

A1, 20 & 51-ON; A6, 1-ON; B1, 1-ON



1.	12B40636	Rib - Nose, Fwd.
2.	12B40618	Stiffener - Stringer, Fwd.
3.	12B40896	Angle - Corner, Misc. Fwd.
4.	12B40871	Frame Assy., Sta. 304.75
5.	12B40649	Frame Assy., Sta. 313.5
6.	12B40872	Frame Assy., Sta. 319.5
7.	12B40873	Frame Assy., Sta. 325.5
8.	12B40874	Frame Assy., Sta. 331.5
9.	12B40650	Frame Assy., Sta. 337.5
10.	12B40875	Frame Assy., Sta. 342.75
11.	12B40651	Frame Assy., Sta. 348
12.	12B40876	Frame Assy., Sta. 353.7
13.	12B40877	Frame Assy., Sta. 359.4
14.	12B40878	Frame Assy., Sta. 371.7
15.	12B40879	Frame Assy., Sta. 378.4
16.	12B40645	Frame Assy., Sta. 385.1
17.	12B40880	Frame Assy., Sta. 391.7
18.	12B40881	Frame Assy., Sta. 398.3
19.	12B40635	Frame Assy., Sta. 405
20.	12B40882	Frame Assy., Sta. 412.88
21.	12B40643	Frame Assy., Sta. 420.75
22.	12B40883	Frame Assy., Sta. 428
23.	12B40884	Frame Assy., Sta. 435
24.	12B40647	Frame Assy., Sta. 442
25.	12B40639	Support - Interconnect
26.	12B40699	Web - Weapons Bay Tank
27.	12B40653	Support - Link, Aft
28.	12B40637	Bulkhead - Aft, Weapons Bay Tank
29.	12B40697	Support Angle, Cover, Outbd.
30.	12B40617	Skin - Sump
31.	12B40670	Stiffener Assy., Sump
32.	12B40698	Angle - Support, Cover, Outbd.

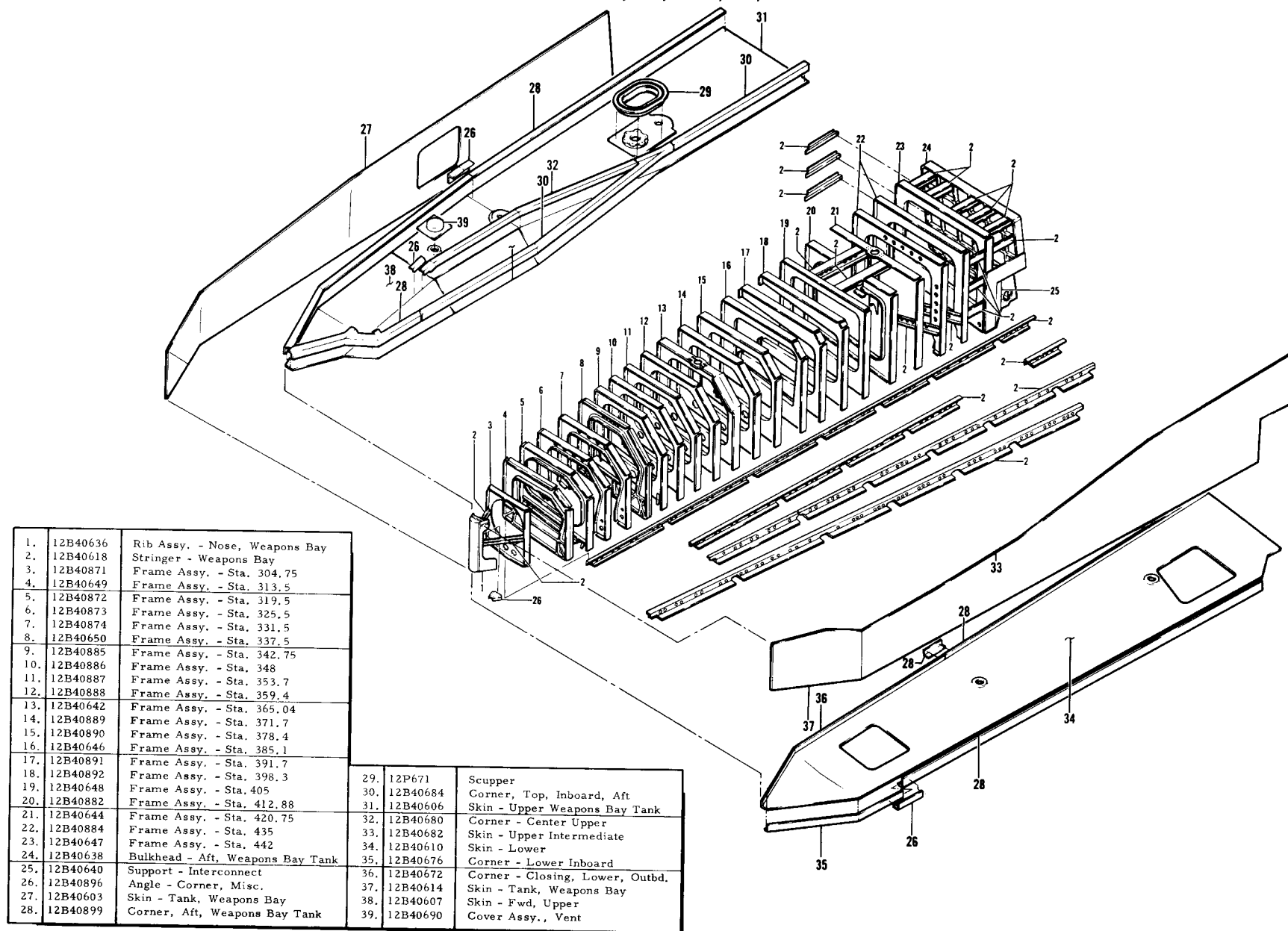
33.	12B40666	Stringer Assy. - Sta. 337.5-348
34.	12B40679	Corner - Closing, Upper Inbd.
35.	12B40613	Skin - Inbd. Outer
36.	12B40678	Corner - Center, Inbd.
37.	12B40608	Skin - Aft Center
38.	12B40683	Corner - Aft Upper
39.	12B40897	Fitting - Frame, Aft, Sta. 405
40.	12B40615	Skin - Aft, Inbd.
41.	12B40896	Angle - Misc.

42.	12B40677	Corner - Closing Aft Lower
43.	12B40605	Skin - Upper
44.	12B671	Scupper - Fuel Disconnect to Fuse.
45.	12B40689	Cover Assy. - Vent
46.	12B40899	Corner - Aft
47.	12B40603	Skin - Tank, Weapons Bay
48.	12B40693	Cover - Center
49.	12B40609	Skin - Aft Lower
50.	12B40891	Frame - Sta. 391.7

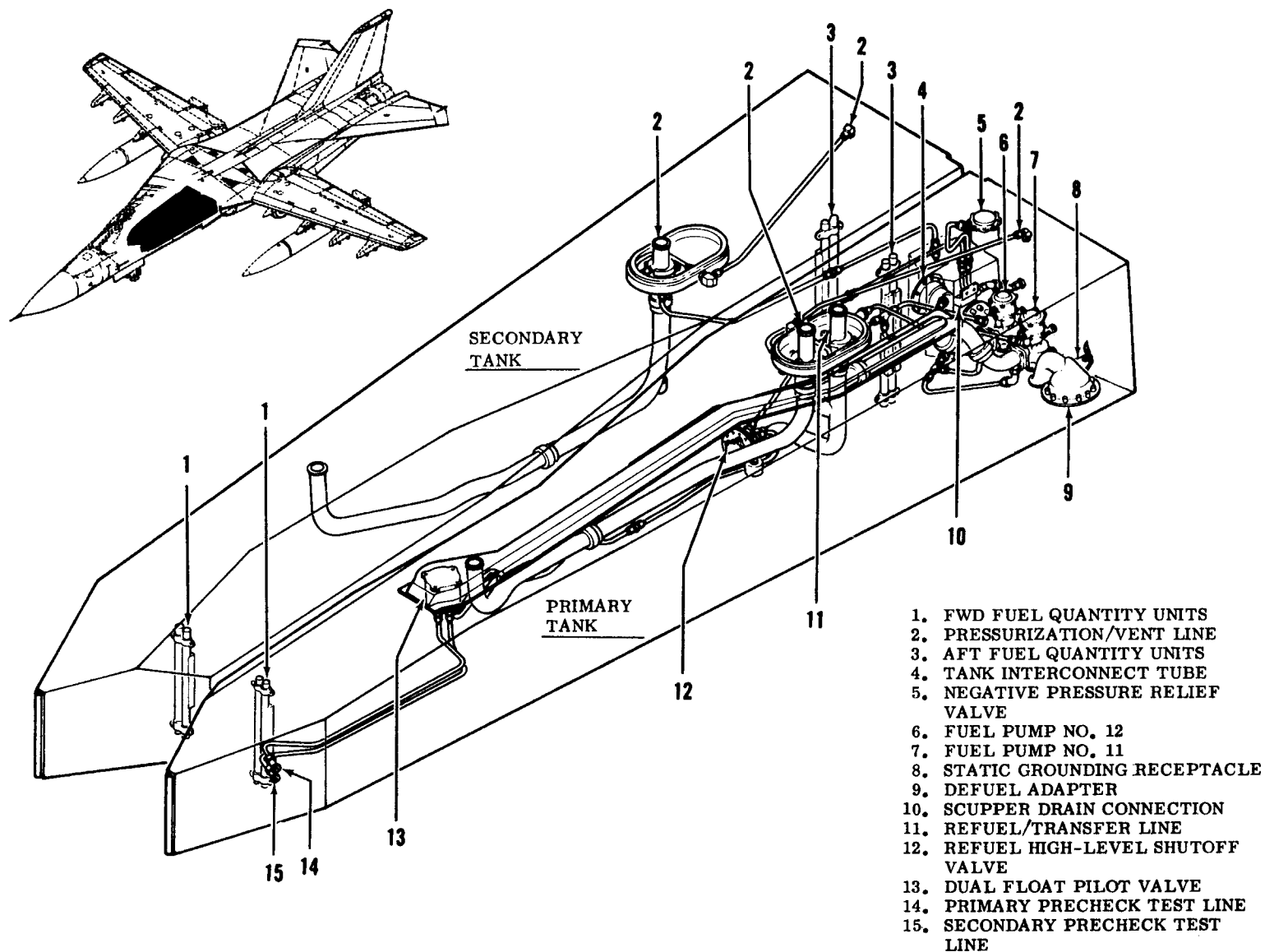
51.	12B40694	Cover - Aft
52.	12B40697	Support Angle
53.	12B40675	Corner - Center Inbd.
54.	12B40671	Corner - Closing, Lwr. Outbd.
55.	12B40611	Skin - Fwd. Lower
56.	12B40691	Cover - Lower Surface Fwd.
57.	12B40652	Support - Link
58.	12B40673	Corner - Closing, Lwr. Outbd.
59.	12B40607	Skin - Fwd. Upper
60.	12B40674	Corner - Closing, Lwr. Inbd.
61.	12B40612	Skin - Fwd. Inbd.

III WEAPONS BAY SECONDARY FUEL TANK EXPLODED VIEW

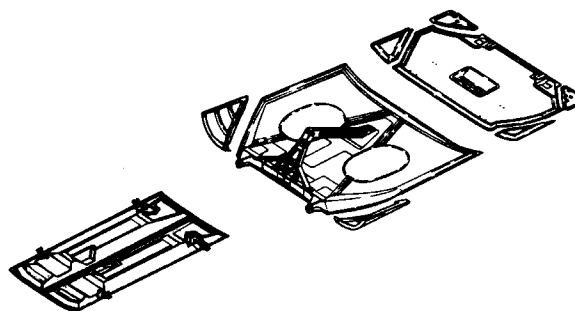
A1, 19-ON; A6, 1-ON; B1, 1-ON



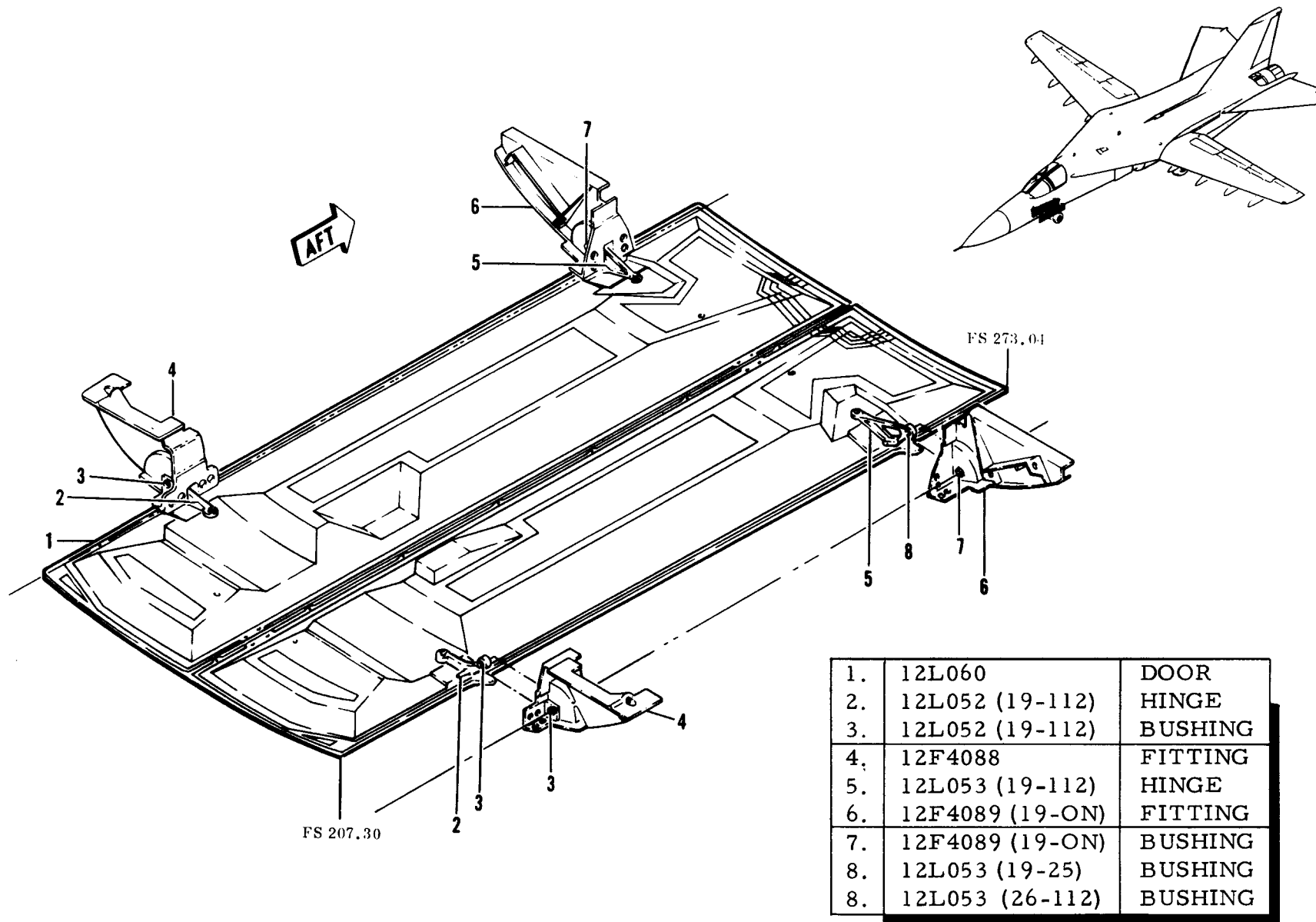
WEAPONS BAY FUEL TANKS - 1/2 FUEL SYSTEM



LANDING GEAR DOORS

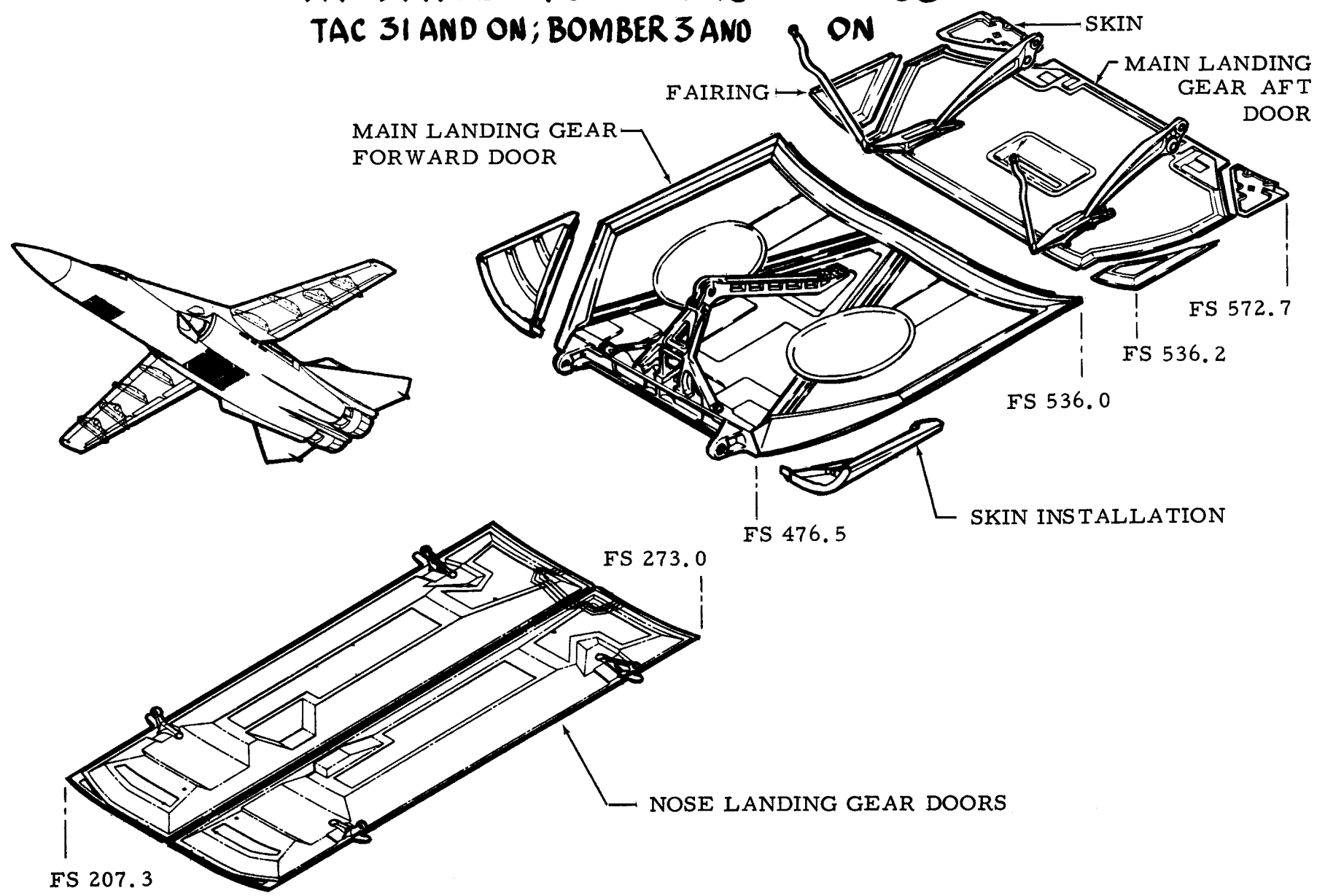


F-111 NOSE LANDING GEAR DOORS


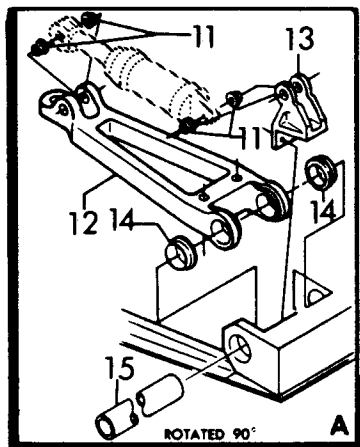


III LANDING GEAR DOORS

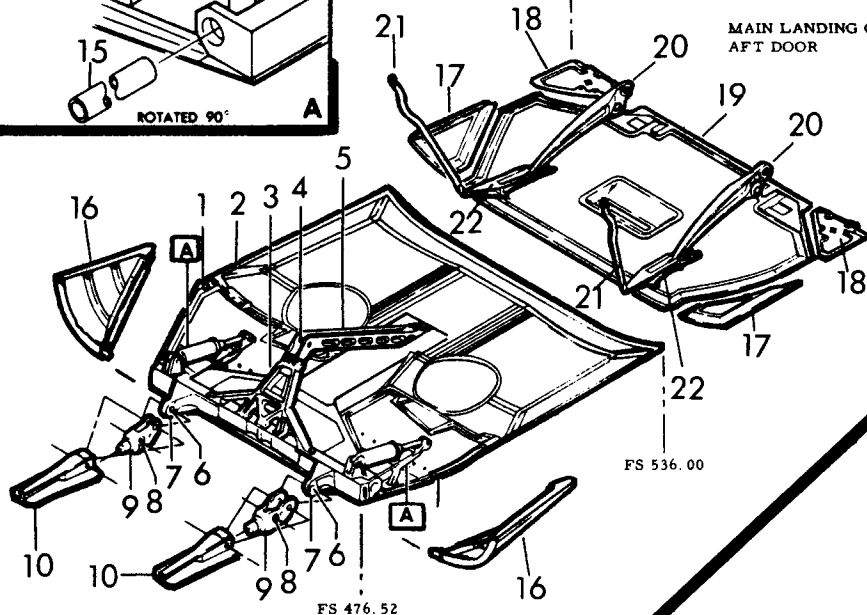
TAC 31 AND ON; BOMBER 3 AND ON



F-111 MAIN LANDING GEAR DOORS AND FAIRINGS



MAIN LANDING GEAR
AFT DOOR



MAIN LANDING GEAR
FORWARD DOOR

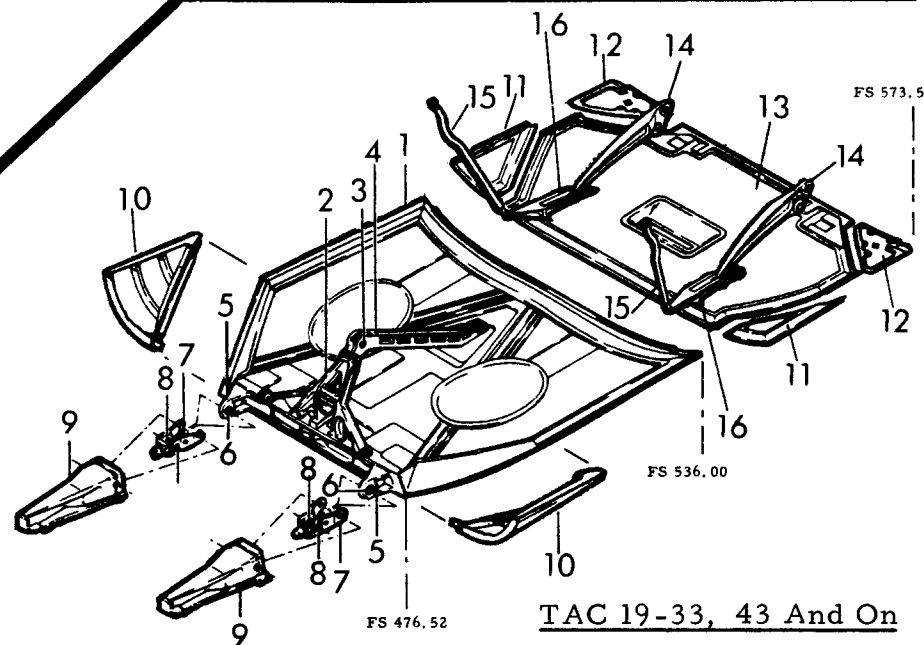
TAC 34-42

TAC 34-42

1.	12L160	Door, Aux.
2.	12L155	Door
3.	12L108	Truss
4.	P004-20-049	Bushing
5.	12L129	Column
6.	12L105	Bushing
7.	12L156	Support
8.	12L124	Bushing
9.	12L217	Fitting
10.	12B7640	Beam
11.	12L162	Bushing
12.	12L161	Hinge
13.	12L158	Bracket
14.	12L157	Bearing
15.	12L166	Tube
16.	12B5863	Skin Instl
17.	12B110	Fairing
18.	12B5862	Skin Instl.
19.	12L140	Door, MLG
20.	12L344	Beam
21.	12L346	Link Assy
22.	12L347	Bracket

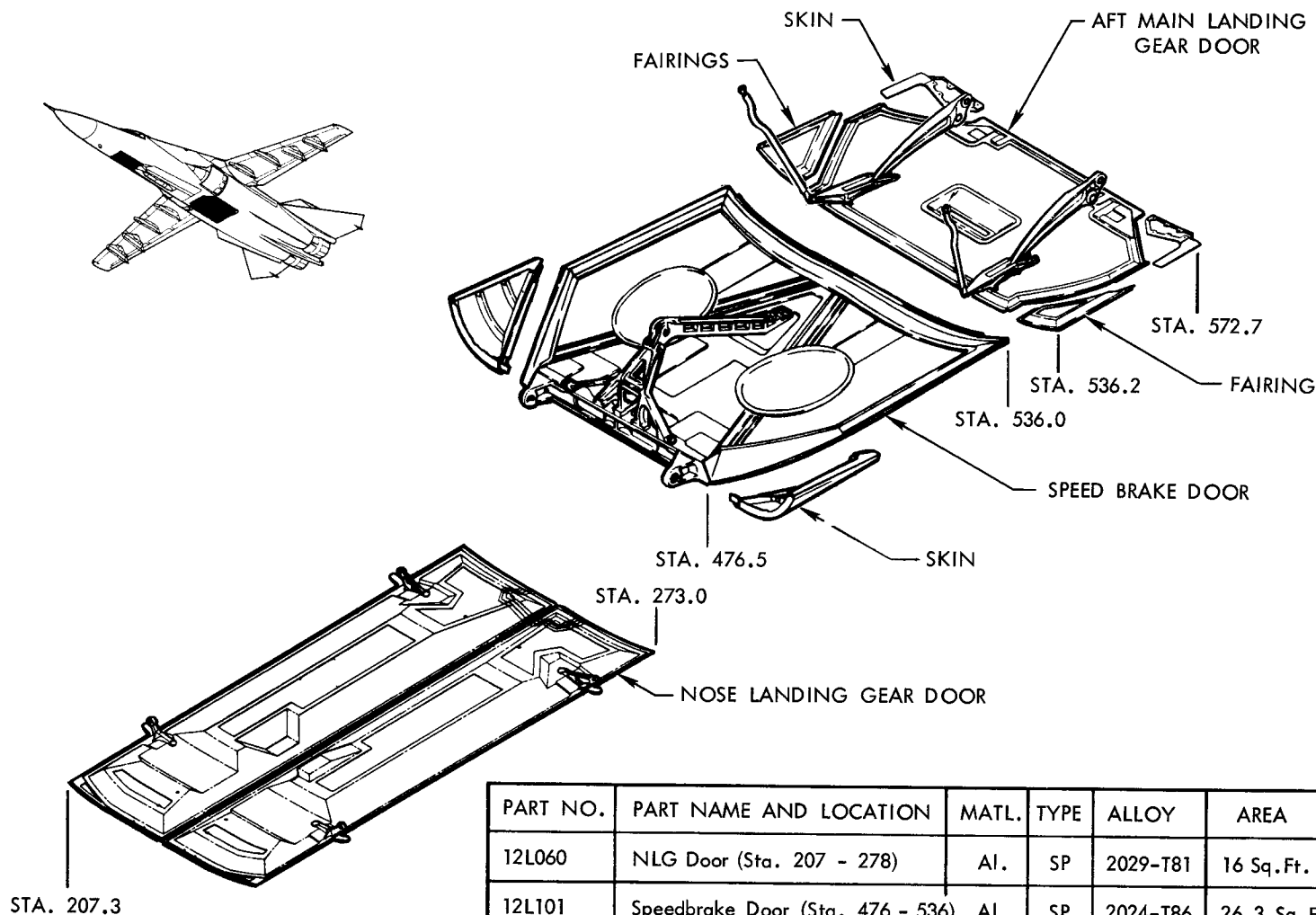
TAC 19-33, 43 and On

1.	12L101	Door
2.	12L108	Truss
3.	P004-20-049	Bushing
4.	12L129	Column
5.	12L102	Hinge
6.	12L105	Bushing
7.	12L217	Fitting
8.	12L124	Bushing
9.	12B7640	Beam
10.	12B5863	Skin Instl.
11.	12L110	Fairing
12.	12L5862	Skin
13.	12L140	Door, MLG
14.	12L344	Beam
15.	12L346	Link Assy
16.	12L347	Bracket



TAC 19-33, 43 And On


III LANDING GEAR DOOR & FAIRING SKIN DIMENSIONS (A1 31-ON, B1 3-ON)



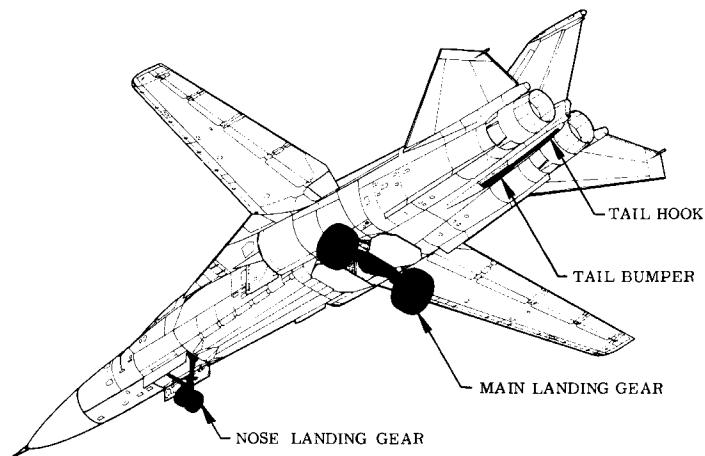
PART NO.	PART NAME AND LOCATION	MATL.	TYPE	ALLOY	AREA	WEIGHT
12L060	NLG Door (Sta. 207 - 278)	Al.	SP	2029-T81	16 Sq.Ft.	33.3 Lb.
12L101	Speedbrake Door (Sta. 476 - 536)	Al.	SP	2024-T86	26.3 Sq.Ft.	102.2 Lb.
12L140	Aft MLG Door (Sta. 536 - 578)	Al.	SP	7075-T6	14.7 Sq.Ft.	20.2 Lb.
12L110	Fixed Fairing (Sta. 536 - 554)	Al.	SP	2024-T6	1.2 Sq.Ft.	2.6 Lb.

(2)

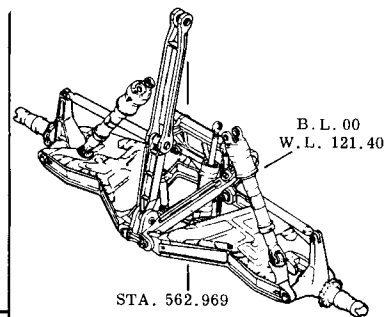
LANDING GEAR, HOOK & BUMPER



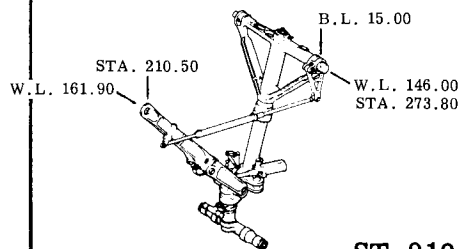
F-111D MAJOR SUBCONTRACT COMPONENTS



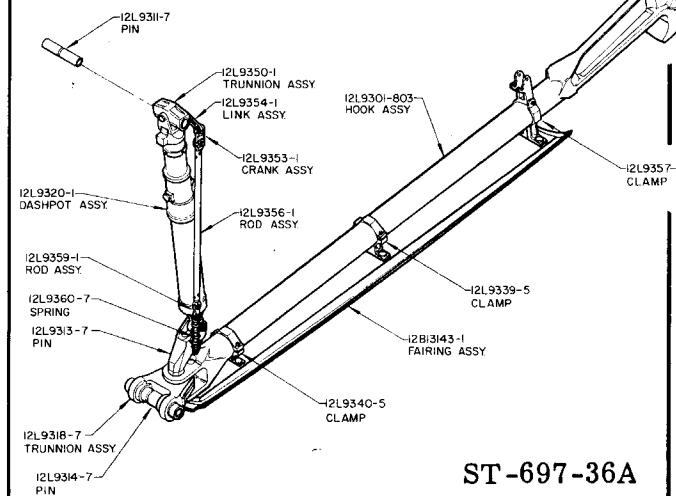
MAIN LANDING GEAR



NOSE LANDING GEAR

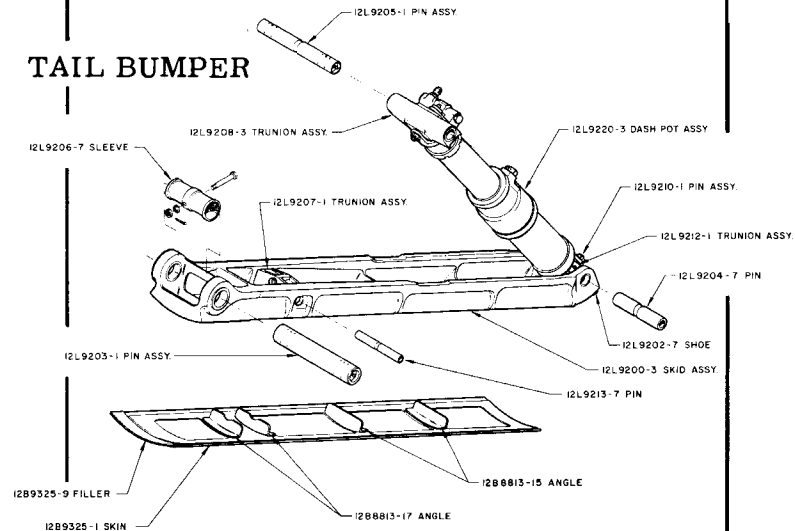


TAIL HOOK



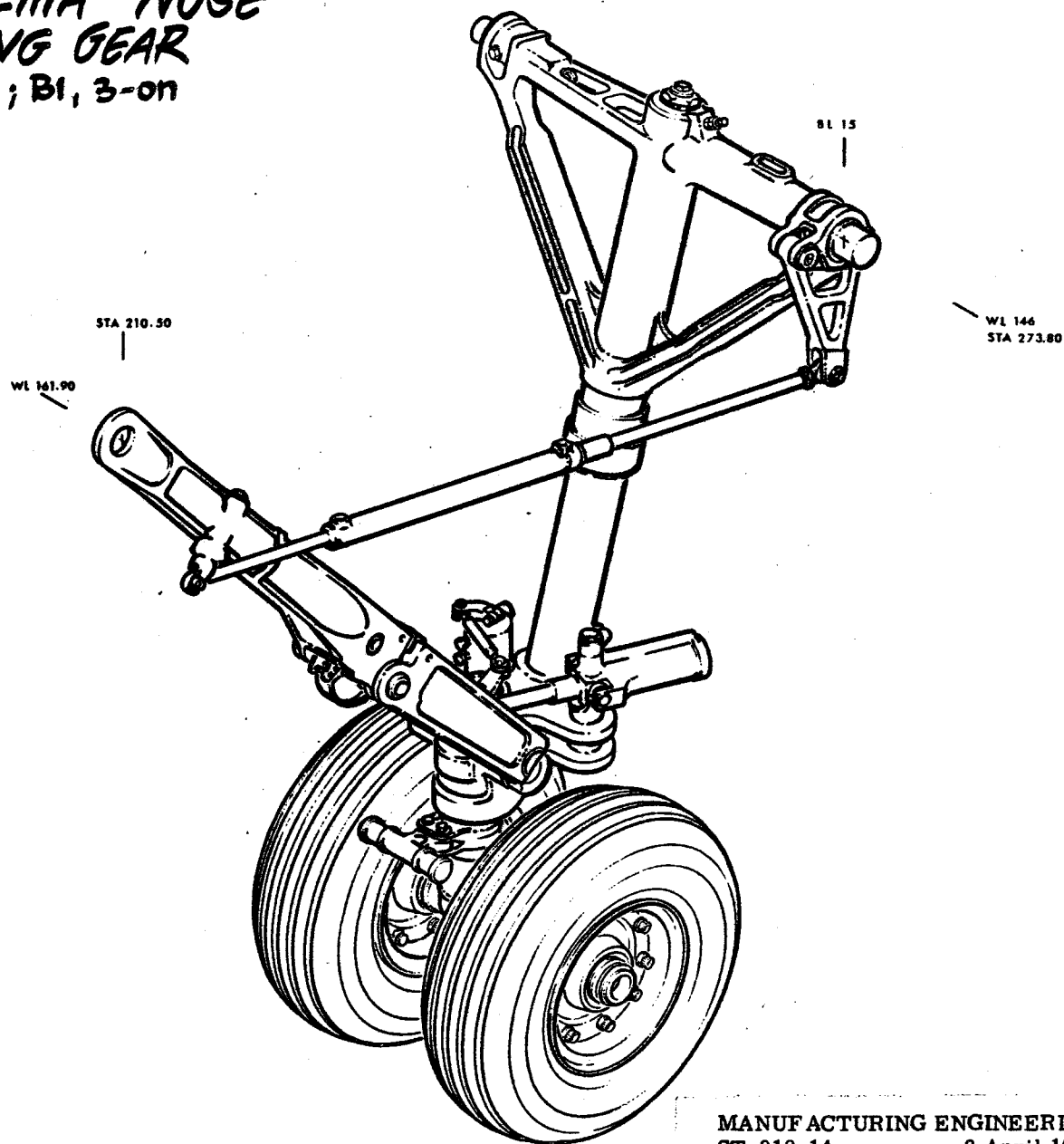
ST-697-36A

TAIL BUMPER



ST-697-34

**F-111A/FB-111A NOSE
LANDING GEAR**
A1, 31-on; B1, 3-on

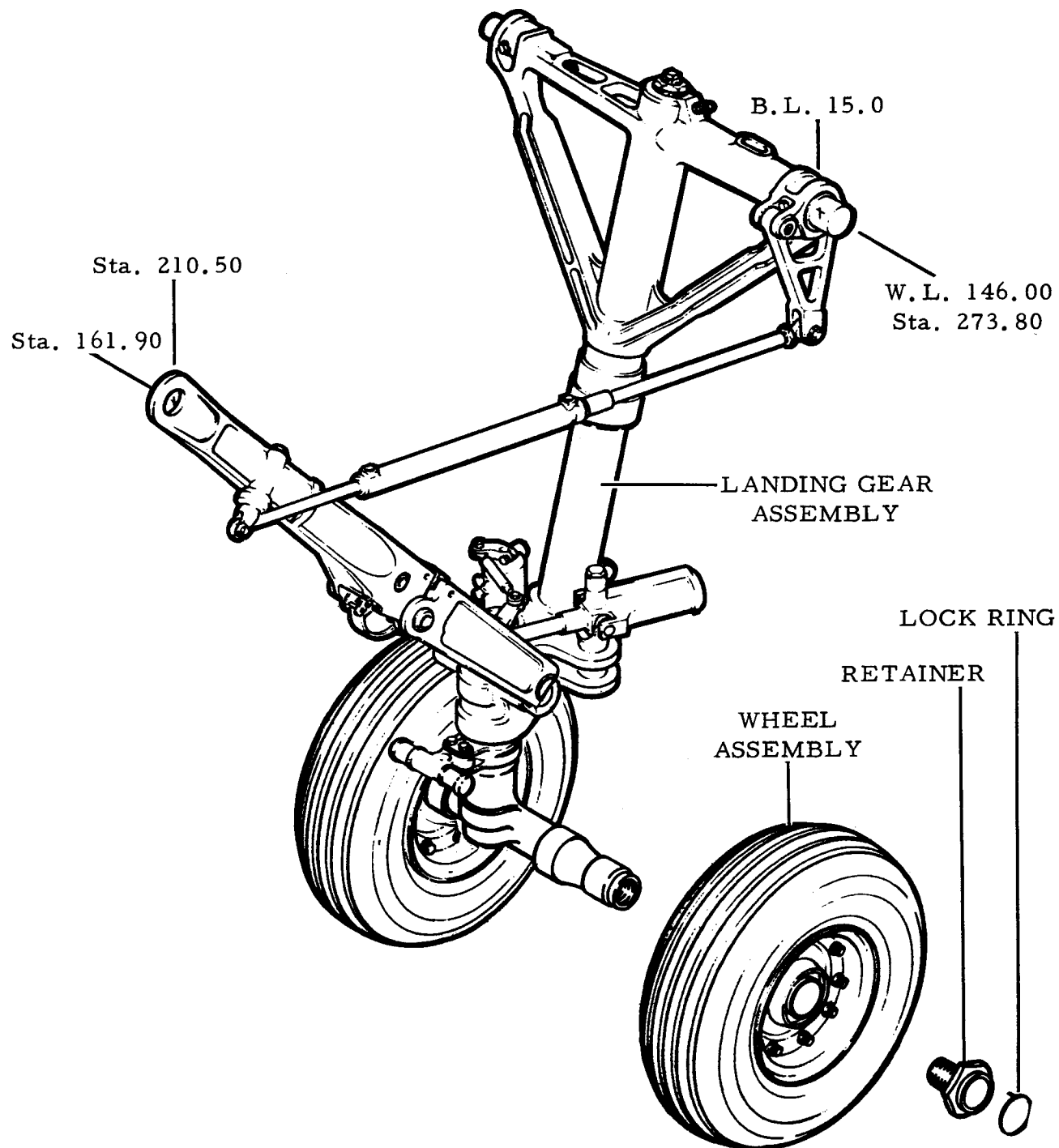


MANUFACTURING ENGINEERING
ST-910-14 8 April 1969

321

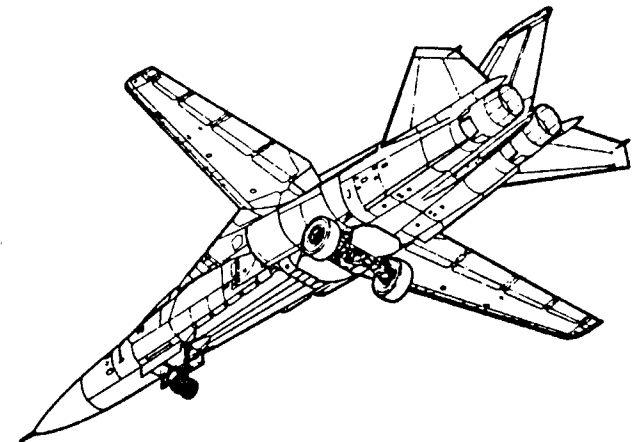
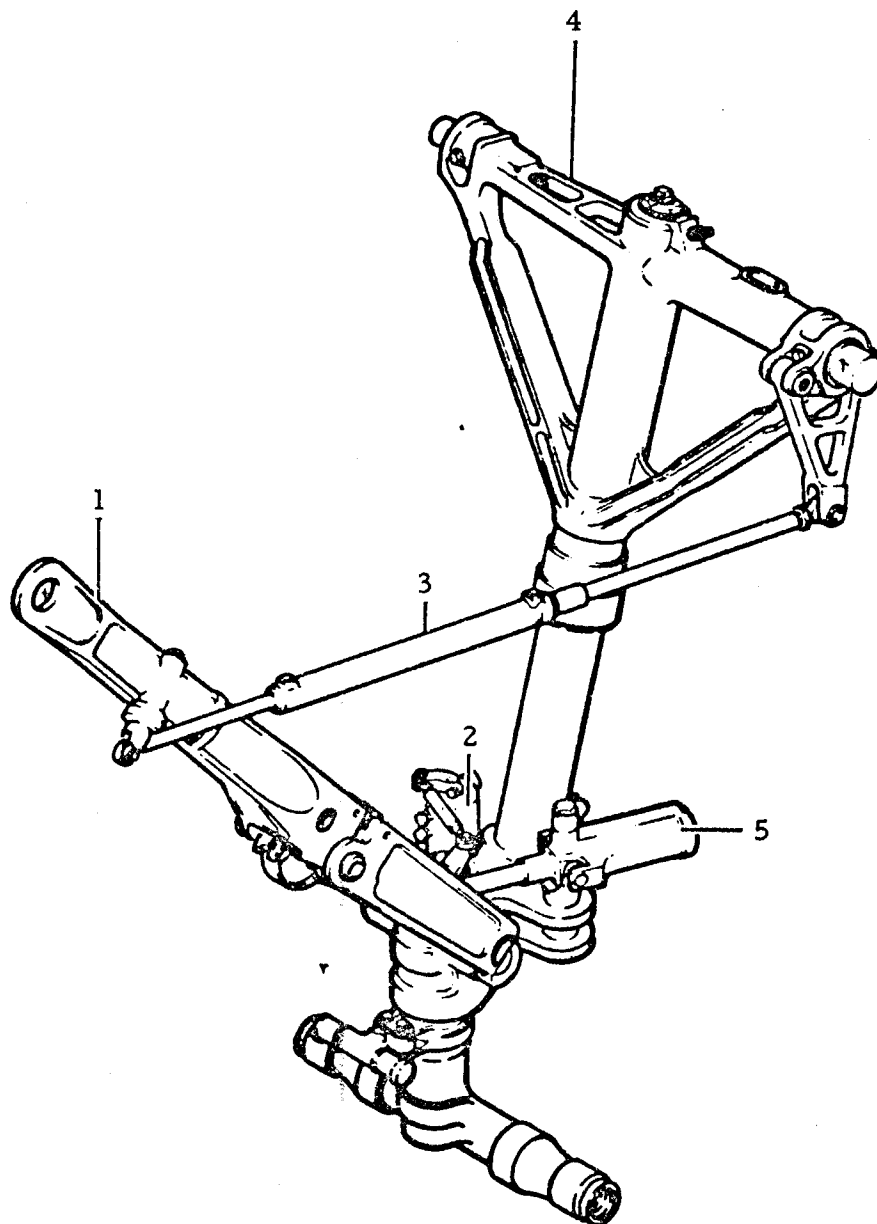
F-111 NOSE LANDING GEAR

TAC 12 & ON 12L9002 ASSEMBLY



F-111 NOSE LANDING GEAR

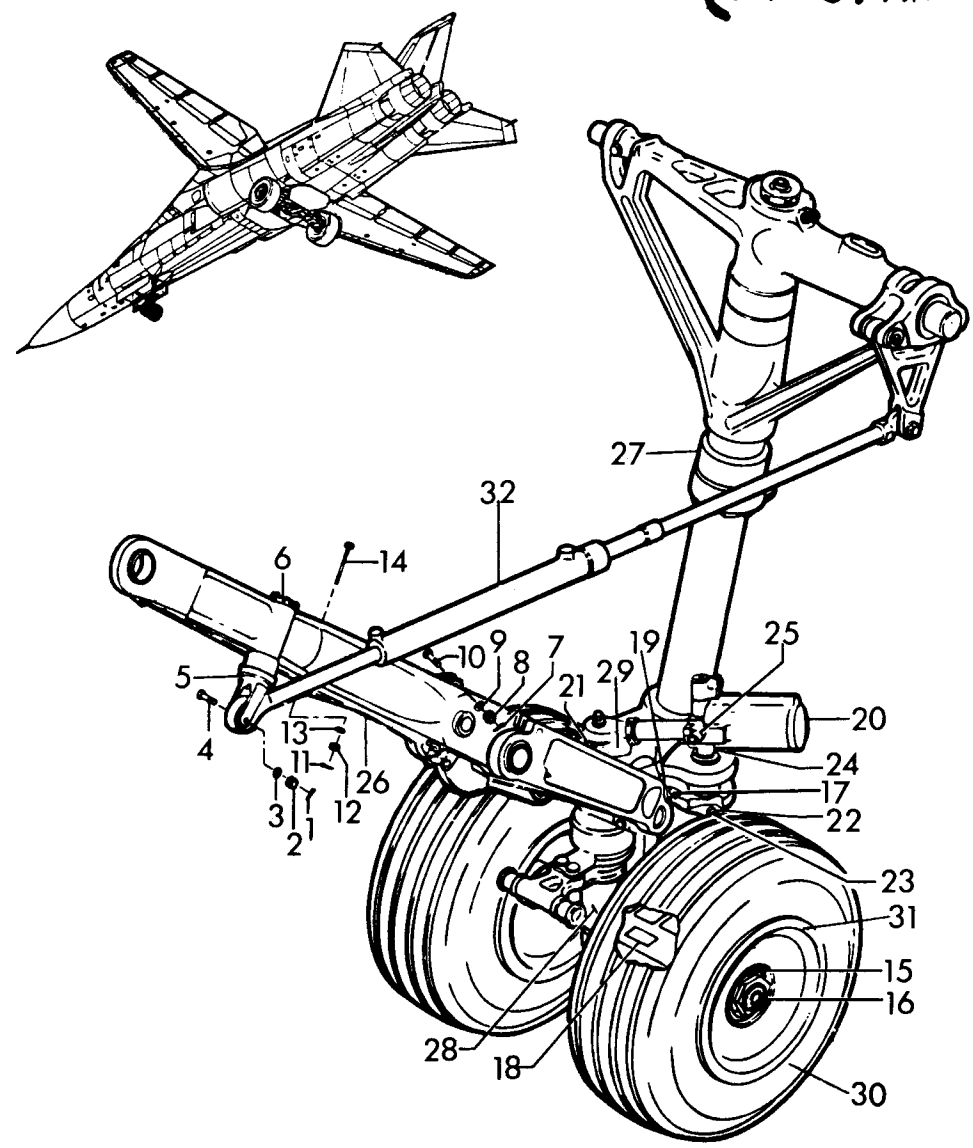
TAC 12 & ON



	12L9100	Assembly
1.	12L9002	Drag Brace Assembly
2.	12M5102	Gear Installation
3.	CH00206	Up-Down Hydraulic Cylinder
4.	917600	Strut Assy, Shock Absorber
5.	CH09555	Steering Actuator

1062 NEG

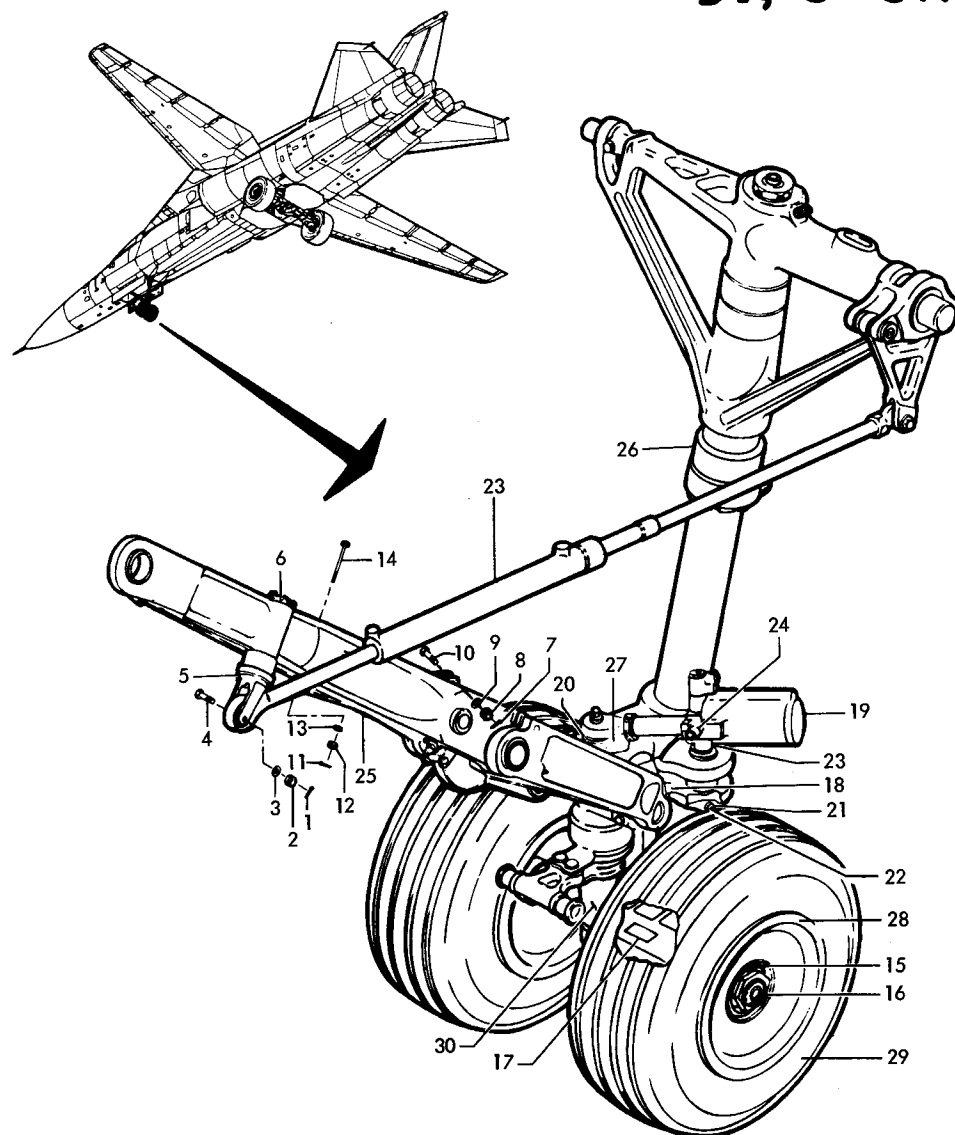
F-111A NOSE LANDING GEAR (TAC 31 AND ON)



	12L9002	Assembly, Nose Landing Gear
1.	MS24665	Pin
2.	AN310	Nut
3.	AN960PD716L	Washer
4.	NAS677V14D	Bolt
5.	12L9107	Pin, Retraction Cylinder
6.	MS24665	Pin
	AN320	Washer
	AN960DD816	Pin
	AN960PD816L	Washer
7.	MS24665	Pin
8.	AN310	Nut
9.	AN960D516	Washer
10.	NAS675V21D	Bolt
11.	MS24665	Pin
12.	AN310	Nut
13.	AN960D616L	Washer
14.	NAS676V520	Bolt
15.	12L9163	Ring, Snap, False Axle
16.	12L9129	Retainer, False Axle
17.	12N453	Plate, Ident, NSG & Steer Range
18.	12N9111	Plate, Ident, Uplock Roll, Nose Gear
19.	MS24331	Switch
20.	OMP2826	Actuator, Hydraulic NLG Steer
21.	12L9118	Spacer, Steering Bell Crank
22.	12L9121	Collar, Steering Actuator
23.	MS24665	Pin
	NAS674V280	Bolt
	AN960D416	Washer
24.	12L9120	Yoke, Steering Actuator
25.	12L9119	Bushing, Sheer, Yoke
26.	12L9100	Drag Brace Assembly
27.	917600	Strut Assembly, Shock Absorber
28.	917690	Axle
29.	12M5102	Gear Installation, Nose Wheel Steering
30.	2620-925-1017	Tire Pneumatic
31.	1630-941-4191	Wheel Assembly
32.	2-391106	Actuator, Hydraulic

FB-111A NOSE LANDING GEAR

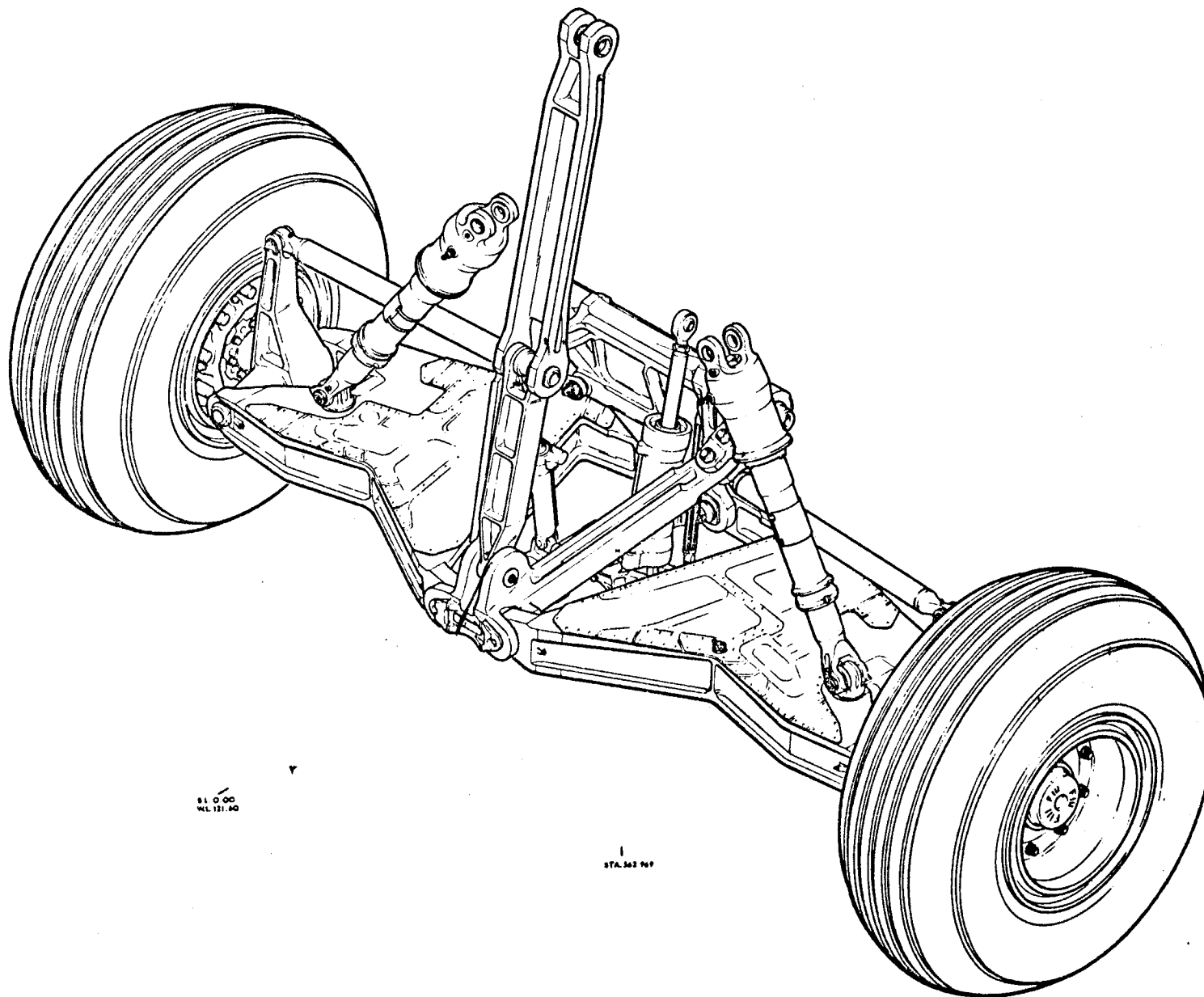
B1, 3-ON



12L10002		Assembly, NLG
1.	MS24665	Pin
2.	AN310	Nut
3.	AN960PD716L	Washer
4.	NAS677V14D	Bolt
5.	12L9107	Pin Retraction Cylinder
6.	MS24665	Pin
7.	MS24665	Pin
8.	AN310	Nut
9.	AN960D516	Washer
10.	NAS675V21D	Bolt
11.	MS24665	Pin
12.	AN310	Nut
13.	AN960D616L	Washer
14.	NAS676V52D	Bolt
15.	12L9163	Ring, Snap, False Axle
16.	12L9129	Retainer, False Axle
17.	12N9111	Plate, Identification, Uplock Roller
18.	MS24331	Switch
19.	CH09555	Steering Control Actuator Assy.
20.	12L9118	Spacer, Steering Bellcrank
21.	12L9121	Collar, Steering Actuator
22.	MS24665	Pin
23.	12L9120	Yoke, Steering Actuator
24.	12L9119	Bushing, Shear, Yoke
25.	12L10100	Drag Brace Assy.
	12L10101	Drag Brace Female (Upper Arm)
	12L10102	Drag Brace Male (Upper Arm)
	12L10105	Drag Brace (Lower Arm)
26.	CL09552	Shock Strut Assy.
27.	CH00206	Actuator Retraction Assy.
	CH00208	Downlock Actuator Assy.
28.	CL09553	Wheel Assy.
29.	AERNO 41-1511	Tire
30.	1130690	Axle, Landing Gear

F-111A MAIN LANDING GEAR

TAC 31-on, Also BOMBER 3-on

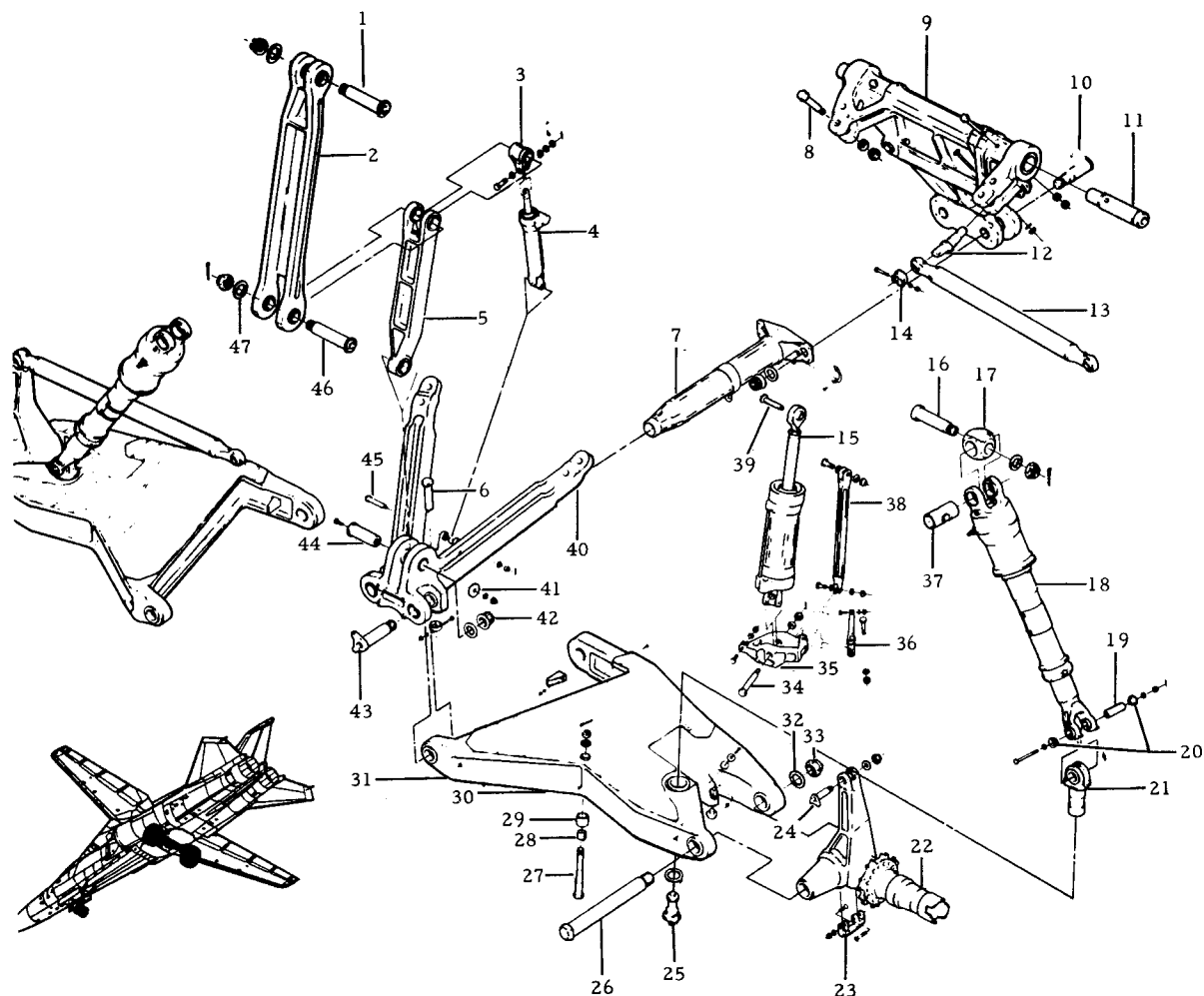


81 0 00
WL 121.60

1
STA. 362 969

F-111 MAIN LANDING GEAR

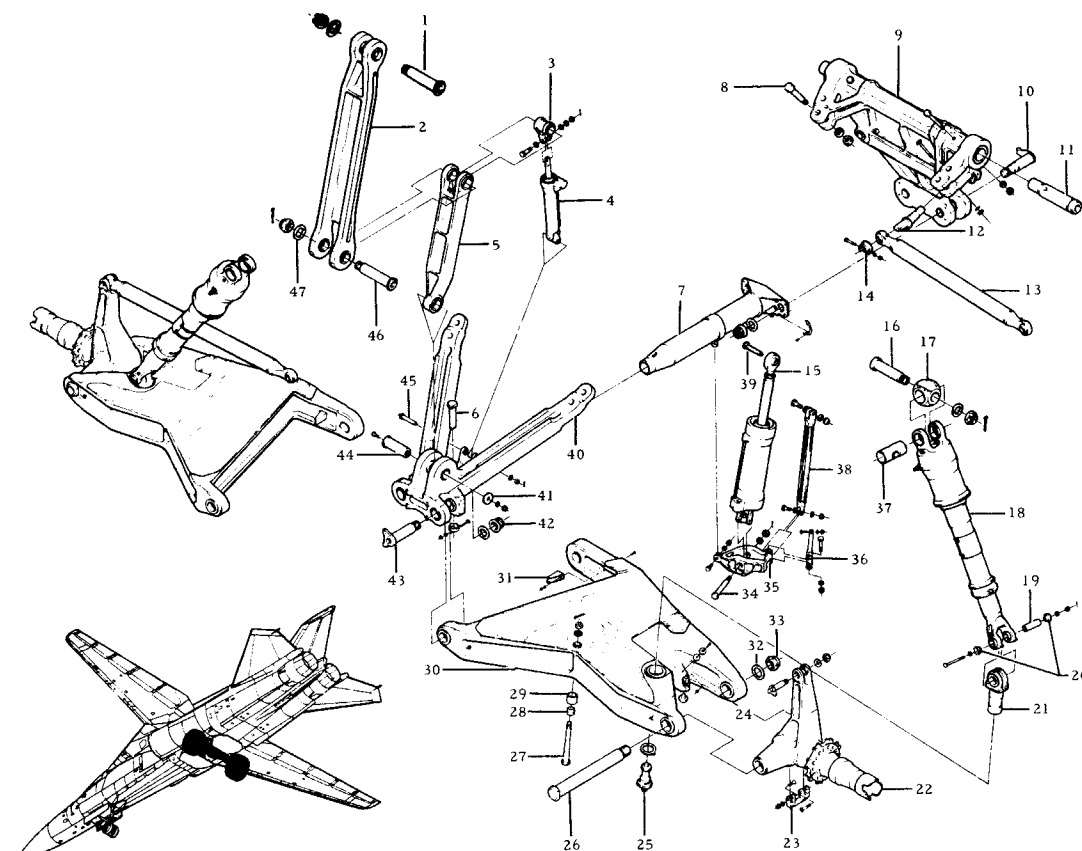
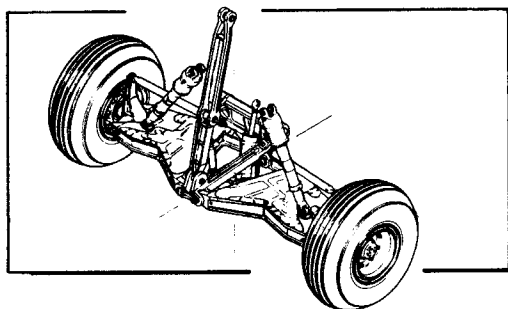
TAC 12-on, NAVY 4-on



12L003	Installation
12L9501	Assembly
1. 12L9564	Pin - Drag Brace
2. 12L9561	Brace - Drag, Upper
3. 12L9591	Link - Down Lock
4. CH00204	Actuator - Down Lock
5. 12L9566	Brace - Drag, Lower
6. 12L9557	Bracket - Safety Switch
7. 12L9550	Tube - Torque, Trunnion
8. 12L9531	Pin - Cross, A Frame
9. 12L9541	Frame - Aft, Assy. of
10. 12L9549	Pin - Hinge, Aft, Lateral Beam
11. 12L9545	Pin Assy. - Hinge, Trunnion
12. 12L9539	Pin - Stabilizer Rod, Inboard
13. 12L9530	Rod Stab.
14. 12L9032	Retainer - Stab. Rod
15. CH00201	Actuator - Retract
16. 12L9578	Cross Pin - Shock Strut Universal
17. 12L9077	Block - Upper Universal
18. CL09512	Strut Assy. - Shock Absorber
19. 12L9018	Cross Bolt - Swivel Pin, Shock Strut
20. 12L9017	Washer - Cross Bolt, Swivel Pin
21. 12L9519	Pin Assy. - Lower, Shock Strut
22. 12L9521	Axle - Assy.
23. 12L9528	Ring - Tie Down
24. 12L9038	Pin - Stabilizer Rod, Outboard
25. CL09505	Shock Spring
26. 12L9529	Pin - Axle
27. 12L9589	Pin Assy. - Uplock Roller
28. 12L9587	Bushing - Clamp up, Uplock Roller Pin
29. 12L9588	Roller - Uplock
30. 12L9511	Beam - Lateral, Built Up
31. 12L9510	Beam - Lateral
32. 12L9526	Washer - Torque, Axle Pin
33. 12L9527	Retainer - Axle Pin
34. 12L9076	Pin - Lower, Retraction Cylinder
35. 12L9544	Support - Retraction Structure
36. 12L9547	Beam - Stab. Retract Actuator Support
37. 12L9079	Pin - Upper Universal, Shock Strut
38. 12L9548	Link - Stabilizer
39. 12L9592	Pin - Upper, Retraction Cylinder
40. 12L9546	Frame - Upper Trunnion
41. 12L9568	Retainer - Trunnion Pin, Drag Brace
42. 12L9570	Retainer - Hinge Pin, Fwd., Lateral Beam
43. 12L9515	Pin - Hinge, Fwd., Lateral Beam
44. 12L9569	Pin - Trunnion, Drag Brace
45. 12L9052	Washer - Special, Knee Pin
46. 12L9565	Pin - Drag Brace, Knee
47. 12L9562	Washer - Drag Brace, Knee

FB-111A MAIN LANDING GEAR


B1, 3-ON



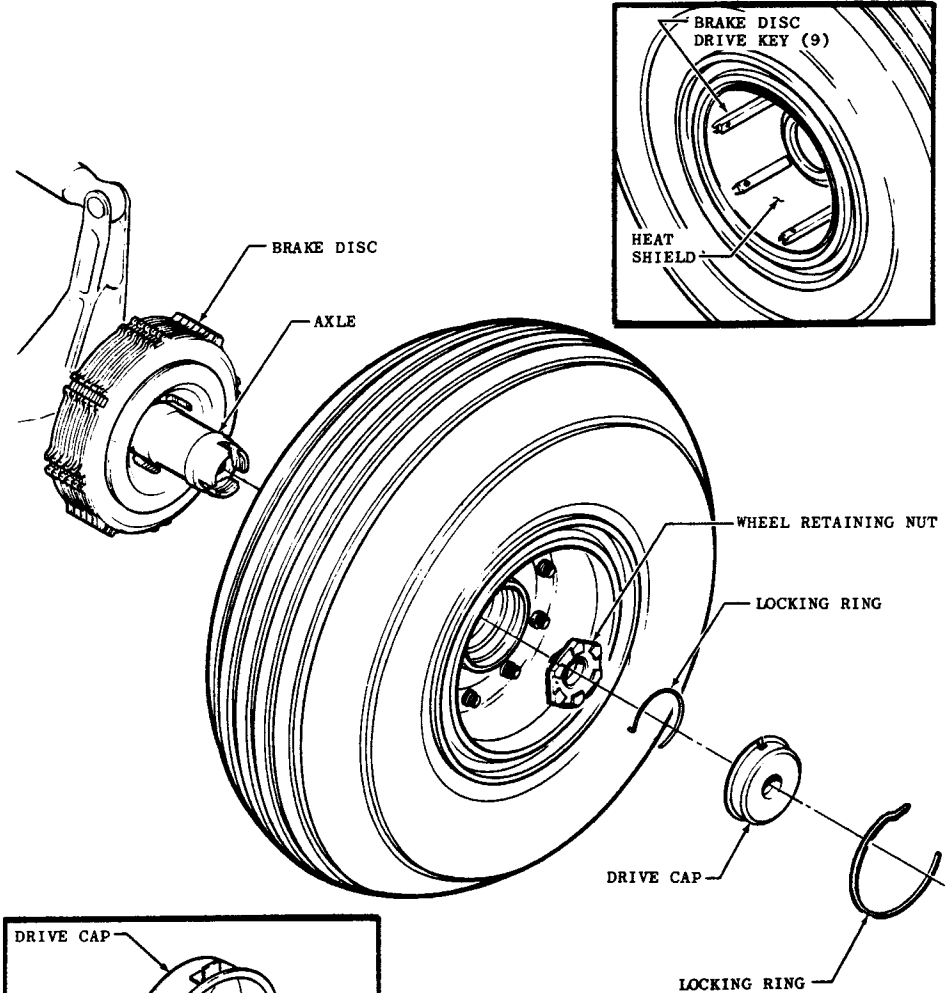
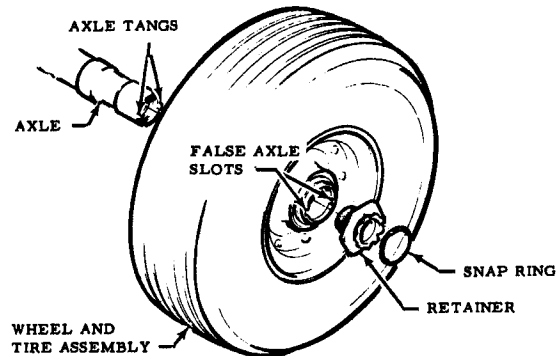
	12L10001	Assembly
1.	12L9564	Pin - Drag Brace
2.	12L10061	Brace - Drag, Upper
3.	12L9591	Link - Down Lock
4.	CH00204	Actuator - Down Lock
5.	12L10066	Brace - Drag, Lower
6.	12L10059	Cross Pin - Torque Tube
7.	12L10050	Tube - Torque, Trunnion
8.	12L10031	Pin - Cross, A Frame
9.	12L10041	Frame - Aft, Assy. of
10.	12L10049	Pin - Hinge, Aft, Lateral Beam
11.	12L10045	Pin Assy. - Hinge, Trunnion
12.	12L10039	Pin - Stabilizer Rod, Inboard
13.	12L10030	Stabilizer Rod
14.	12L10032	Retainer - Stab. Rod
15.	CH00201	Actuator - Retract
16.	12L10078	Cross Pin - Shock Strut Universal
17.	12L9077	Block - Upper Universal
18.	1130100	Strut Assy. - Shock Absorber
19.	12L9018	Cross Bolt - Swivel Pin, Shock Strut
20.	12L9017	Washer - Cross Bolt, Swivel Pin
21.	12L10019	Pin Assy., - Lower, Shock Strut
22.	12L10021	Axle - Assy.
23.	12L9528	Ring - Tie Down
24.	12L10038	Pin - Stabilizer Rod, Outboard
25.	985100	Shock Spring
26.	12L10029	Pin - Axle
27.	12L10089	Pin Assy. - Uplock Roller
28.		Bushing - Clamp up, Uplock Roller Pin
29.	12L10088	Roller - Uplock
30.	12L10011	Beam - Lateral, Built Up
31.	12L9557	Bracket - Safety Switch
32.	12L9526	Washer - Torque, Axle Pin
33.	12L9527	Retainer - Axle Pin
34.	12L9076	Pin - Lower, Retraction Cylinder
35.	12L9544	Support - Retraction Structure
36.	12L9547	Beam - Stab. Retract Actuator Support
37.	12L9079	Pin - Upper Universal, Shock Strut.
38.	12L9548	Link - Stabilizer
39.	12L9592	Pin - Upper, Retraction Cylinder
40.	12L10046	Frame - Upper Trunnion
41.	12L9568	Retainer - Trunnion Pin, Drag Brace
42.	12L9570	Retainer - Hinge Pin, Fwd., Lateral Beam
43.	12L10015	Pin - Hinge, Fwd., Lateral Beam
44.	12L9569	Pin - Trunnion, Drag Brace
45.	12L9052	Pin Assy. - Downlock, Lower
46.	12L9565	Pin - Drag Brace, Knee
47.	12L9562	Washer - Drag Brace, Knee

F-111A LANDING GEAR WHEEL AND TIRE ASSEMBLIES

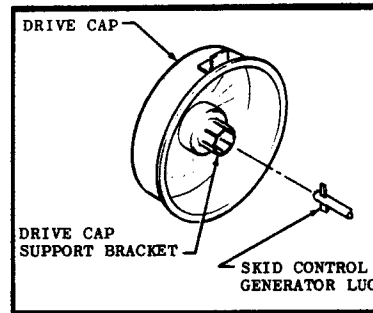
TAC 31 AND ON



NOSE LANDING GEAR
WHEEL AND TIRE ASSEMBLY




MAIN LANDING GEAR
WHEEL AND TIRE ASSEMBLY

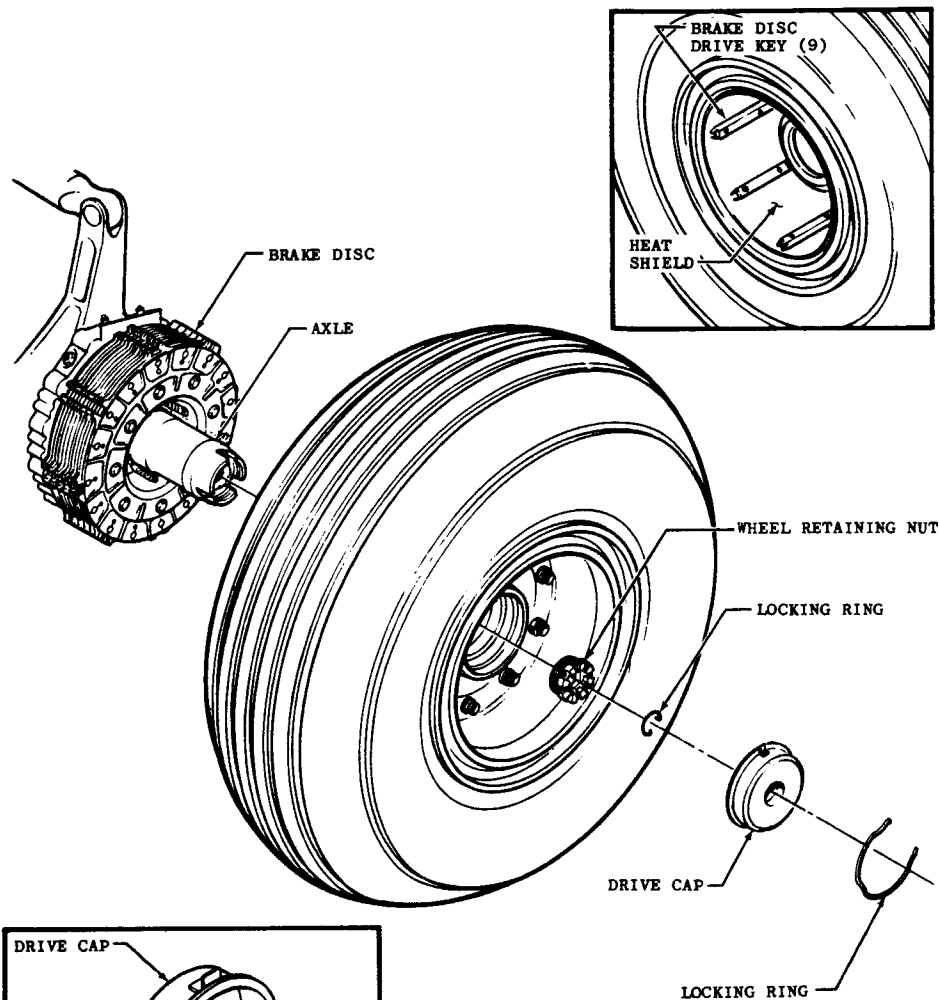
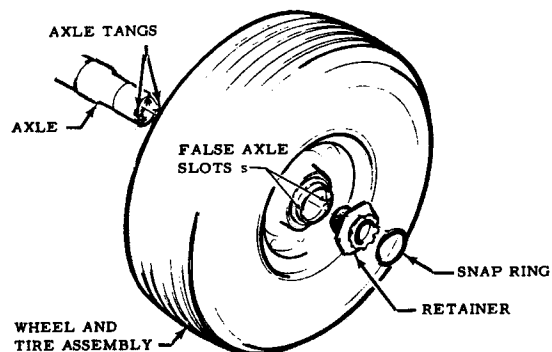


FB-111 LANDING GEAR WHEEL AND TIRE ASSEMBLIES

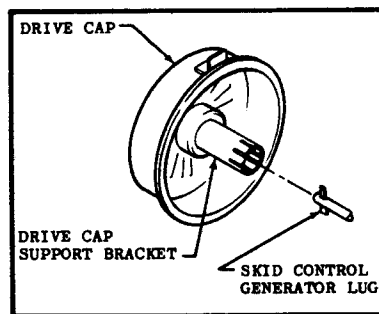
BOMBER 3 AND ON



NOSE LANDING GEAR
WHEEL AND TIRE ASSEMBLY

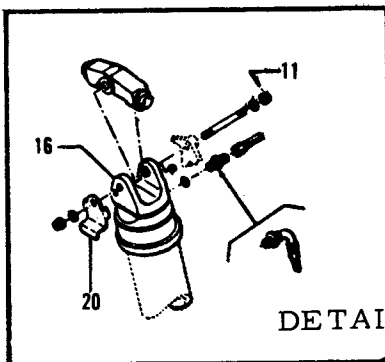


MAIN LANDING GEAR
WHEEL AND TIRE ASSEMBLY

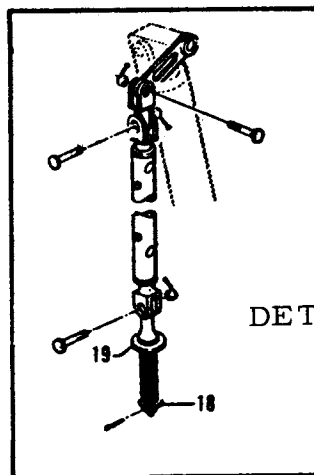


F-111 TAIL HOOK EXPLODED VIEW

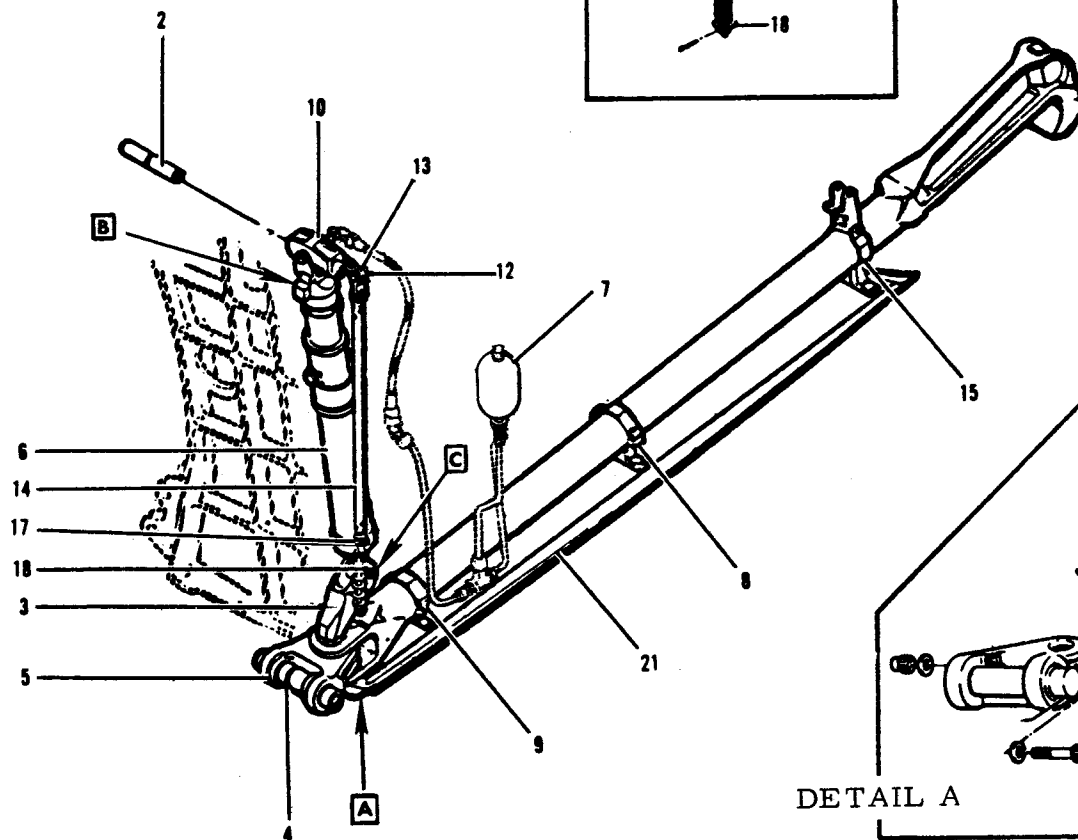
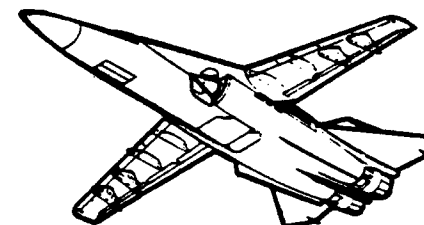
TAC 31 & ON



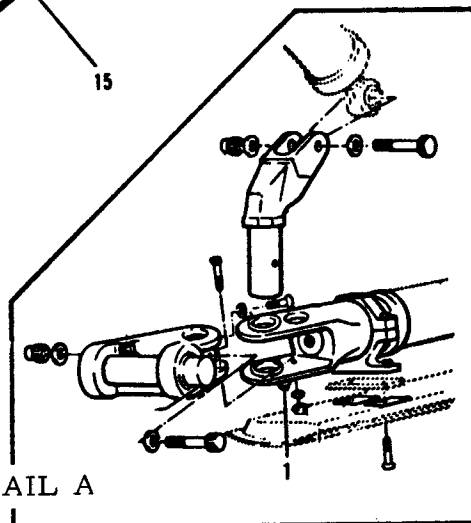
DETAIL B



DETAIL C



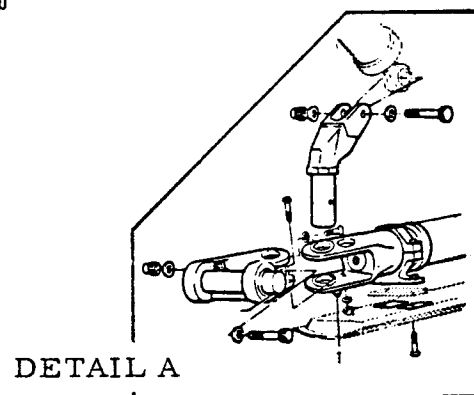
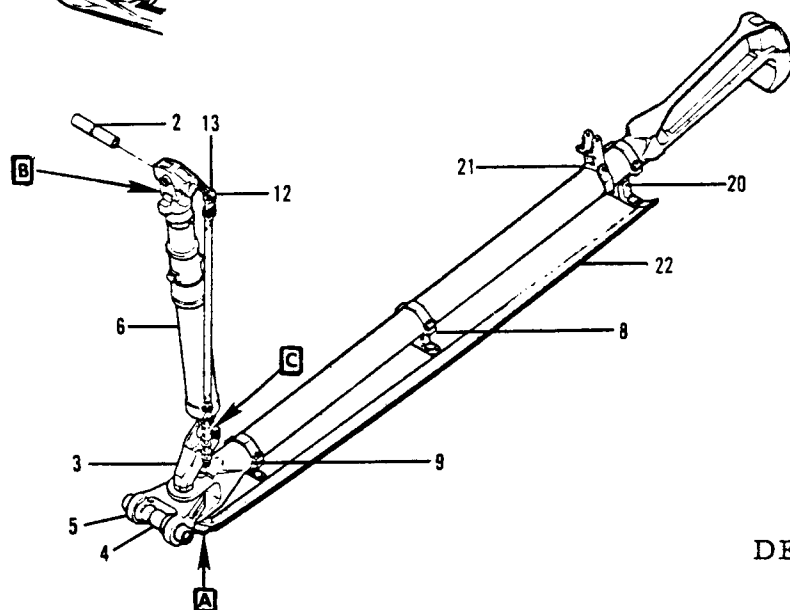
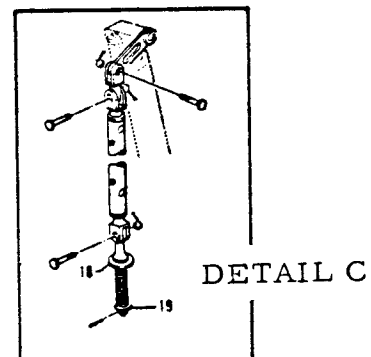
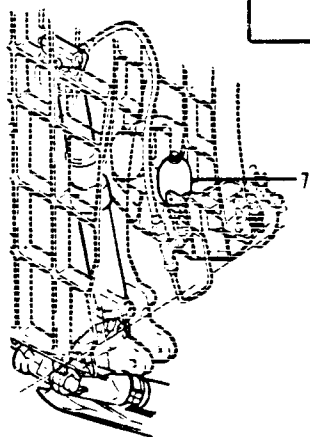
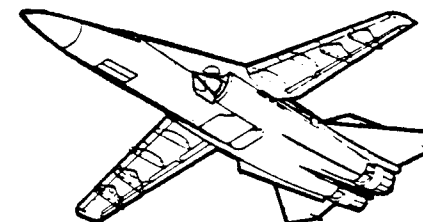
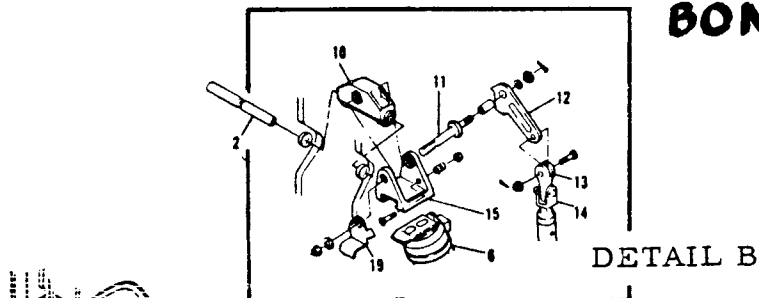
DETAIL A



	12L9300	Hook Instl.
	12L9301	Hook Assy.
1.	12L9307	Plug Assy.
2.	12L9311	Pin
3.	12L9313	Pin
4.	12L9314	Pin
5.	12L9318	Trunnion Assy.
6.	12L9320	Dash Pot Assy.
7.	12L9335	Bottle, Assy of
8.	12L9339	Clamp/Set
9.	12L9340	Clamp/Set
10.	12L9350	Trunnion Assy.
11.	12L9351	Pin
12.	12L9353	Crank Assy.
13.	12L9354	Link Assy.
14.	12L9356	Rod, Assy of
15.	12L9357	Clamp/Set
16.	12L9358	Support Assy.
17.	12L9359	Rod Assy.
18.	12L9360	Spring
19.	12L9361	Retainer
20.	12L9368	Stop
21.	12B13143	Fairing - Assy.

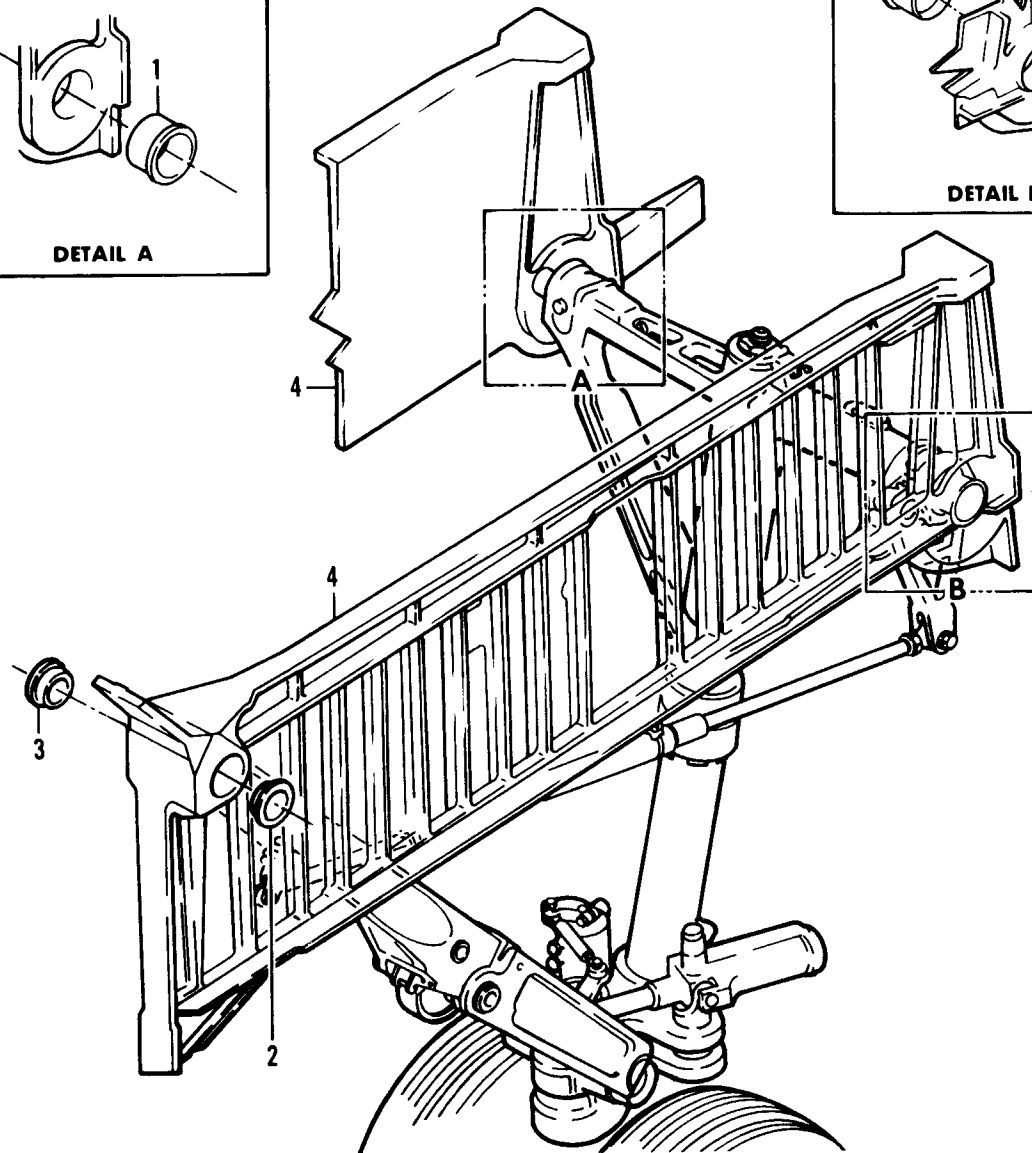
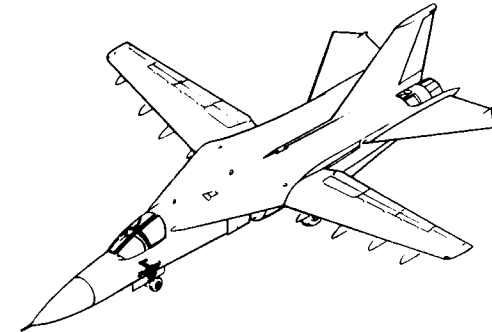
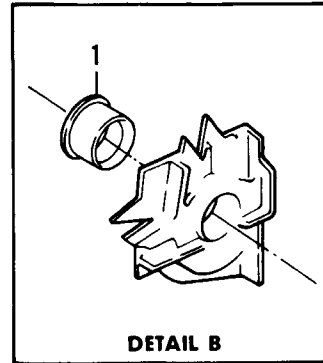
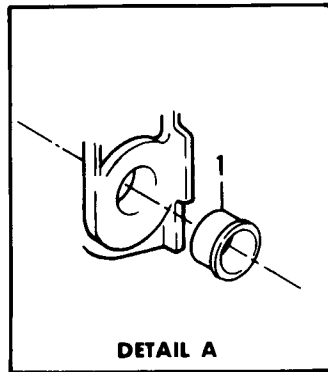
FB-111 ARRESTING HOOK EXPLODED VIEW

BOMBER 3 & ON



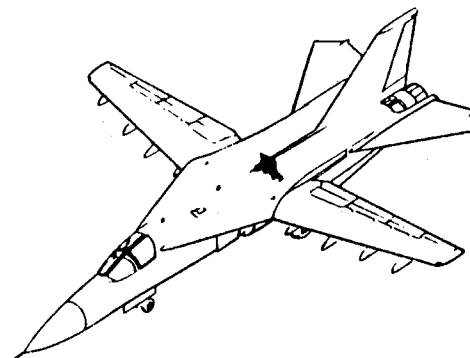
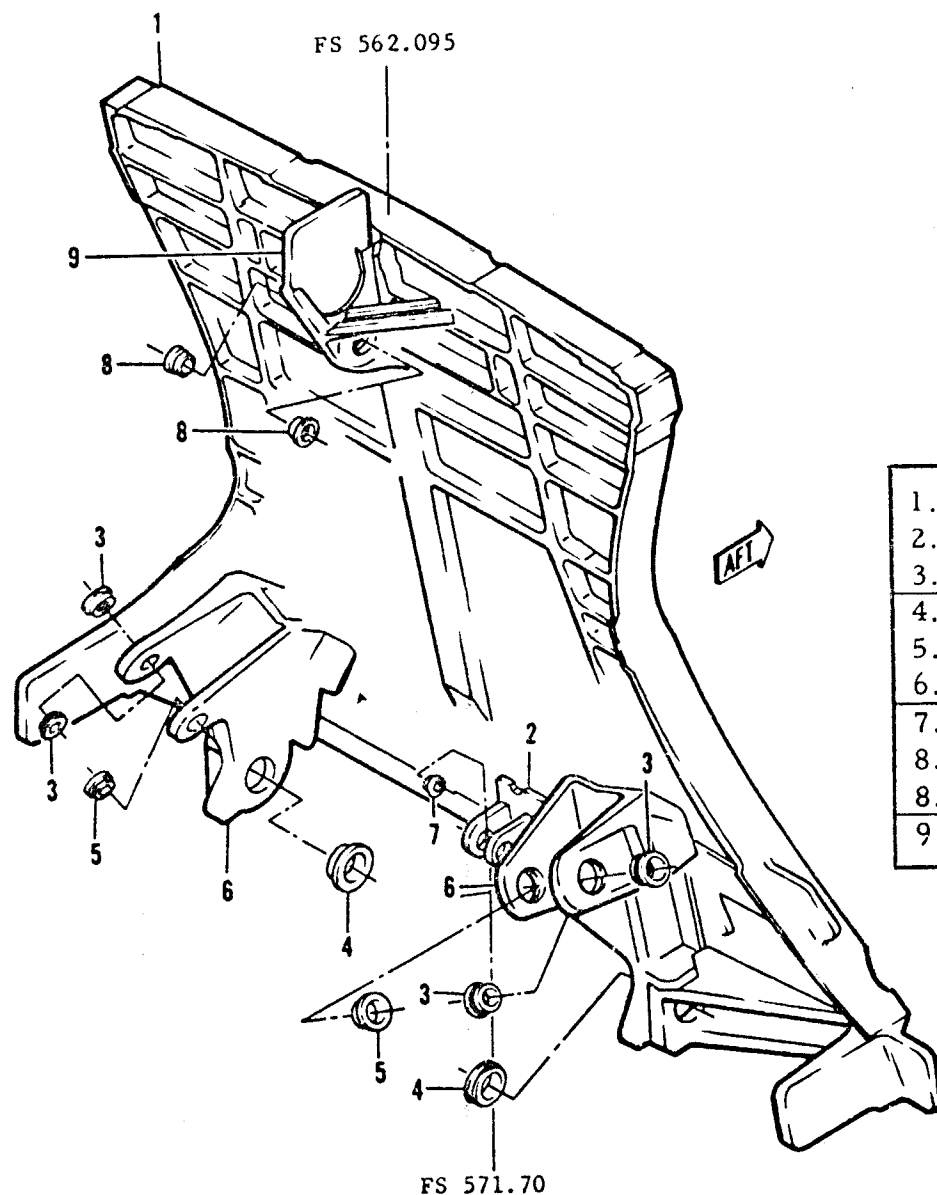
	12L10300	Hook Instl.
	12L9301	Hook Assy.
1.	12L9307	Plug
2.	12L10311	Pin
3.	12L9313	Pin
4.	12L9314	Pin
5.	12L9318	Trunion Assy
6.	12L9320	Dashpot Assy
7.	12L9335	Bottle, Assy of
8.	12L9339	Clamp/Set
9.	12L9340	Clamp/Set
10.	12L10350	Trunion Assy
11.	12L9351	Pin
12.	12L9353	Crank Assy
13.	12L9354	Link Assy
14.	12L9356	Rod, Assy of
15.	12L9358	Support Assy
16.	12L9359	Rod Assy
17.	12L9360	Spring
18.	12L9361	Retainer
19.	12L9368	Stop
20.	12L10339	Clamp, Assy of
21.	12L10357	Clamp Assy
22.	12B9099	Fairing, Assy of

F-111 NOSE LANDING GEAR SUPPORT POINTS



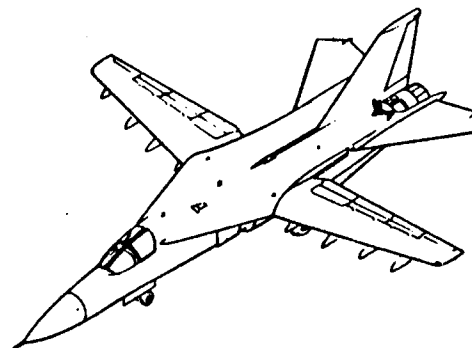
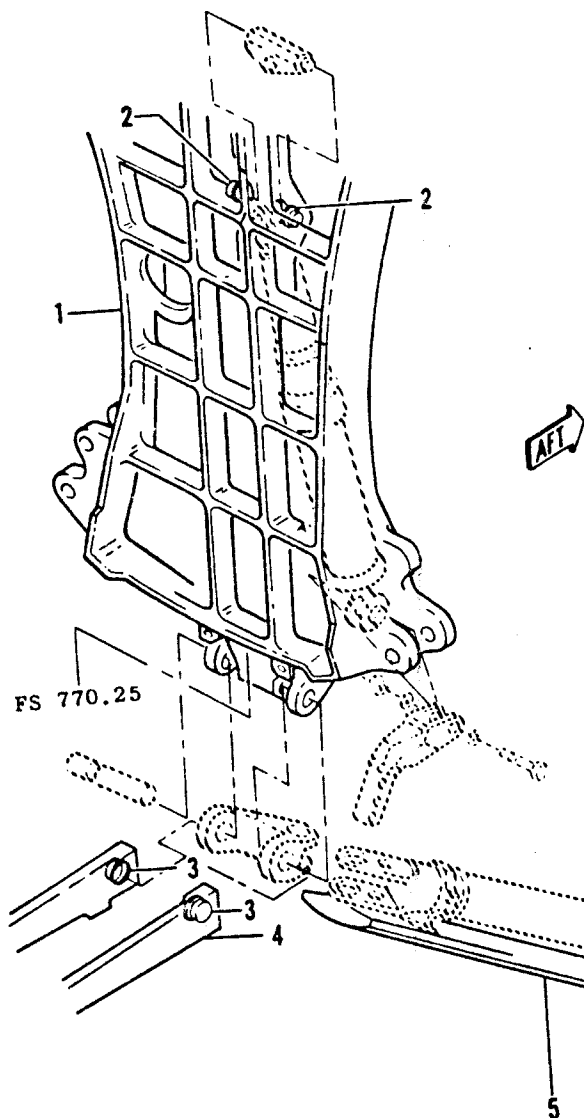
1	12L092	BUSHING
2	12L253	BUSHING
3	12L093	BUSHING
4	12B4021	BEAM ASSEMBLY

F-111 MAIN LANDING GEAR SUPPORT POINTS TAC 19-ON

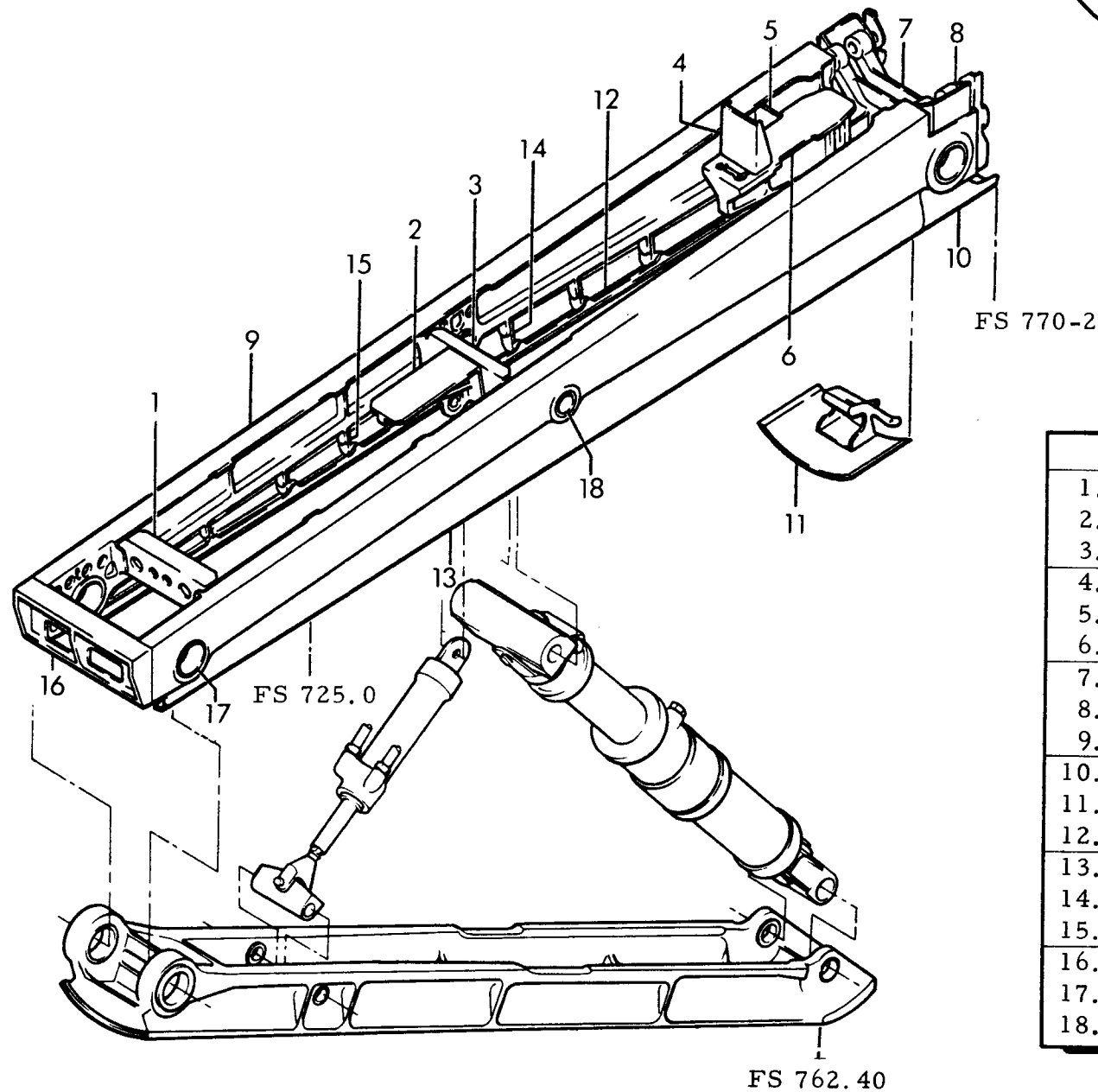


1.	12B10125	BULKHEAD ASSEMBLY
2.	12B10570	SUPPORT
3.	12B10607	BUSHING
4.	12B10606	BUSHING
5.	12B10609	BUSHING
6.	12B10501	SUPPORT ASSEMBLY
7.	NAS-20-35	BUSHING
8.	12B10599 (19-215)	BUSHING
8.	12B10599 (215-ON)	BUSHING
9.	12B10502	SUPPORT ASSEMBLY

F-111 ARRESTING HOOK SUPPORT POINTS AND SURFACE SKIN

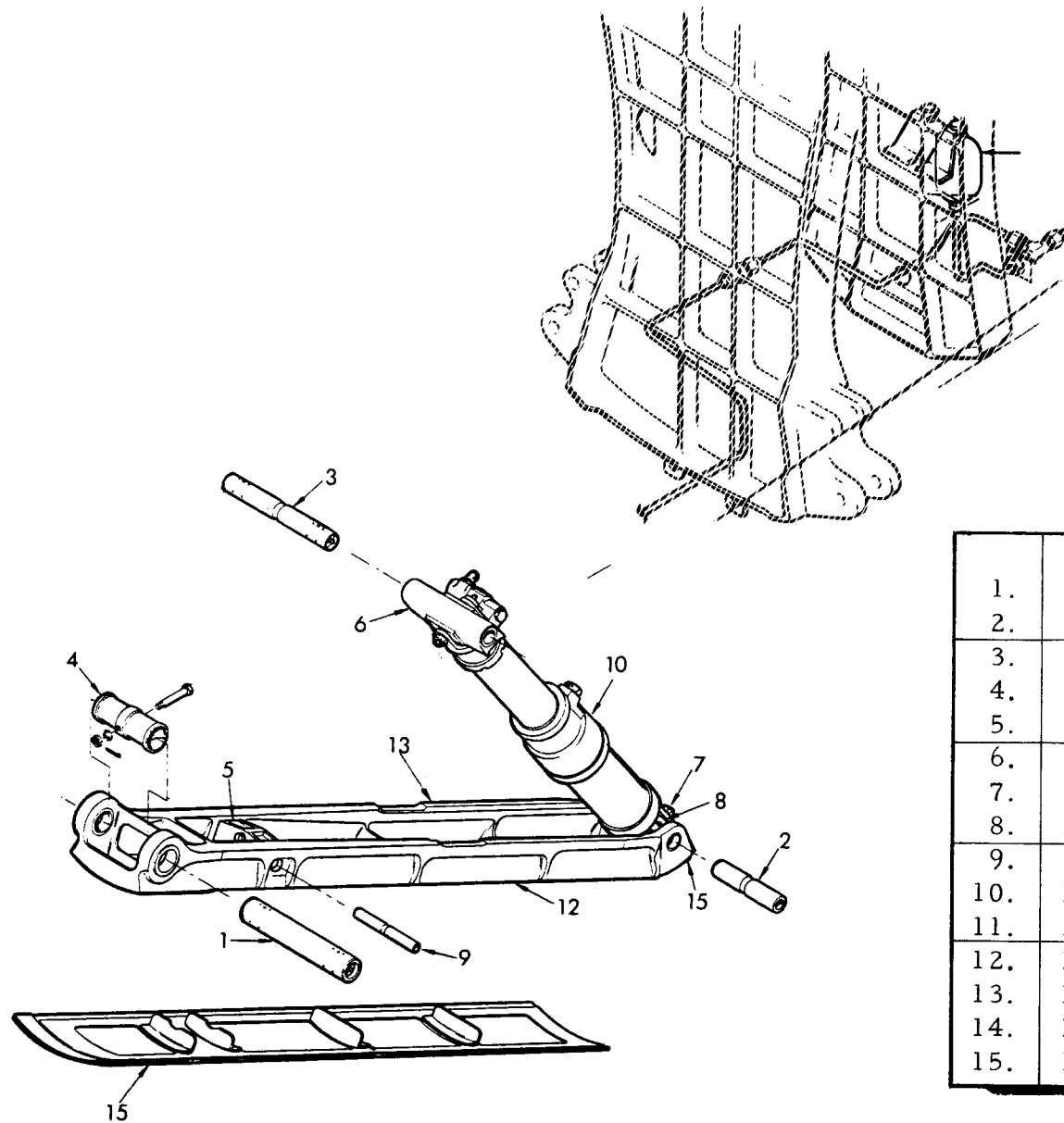
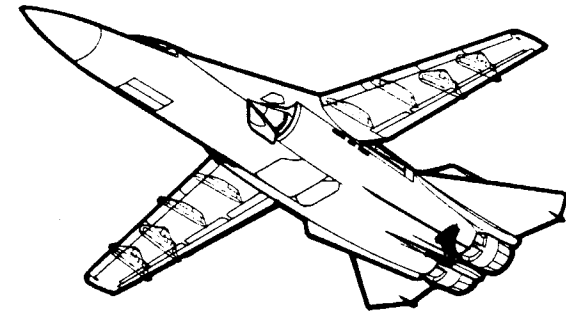


1.	12B10335	BULKHEAD
2.	12B10335	BUSHING
3.	12B9682-7	BUSHING
4.	12B10578	SUPPORT ASSEMBLY
5.	12B13143	FAIRING ASSEMBLY



	12L9003	Installation
1.	12B9667	Channel
2.	12B9579	Support
3.	12B9678	Support
4.	12B9703	Flange
5.	12B8861	Support
6.	12B9702	Support
7.	12B10602	Truss
8.	12B10327	Rib
9.	12B10578	Support
10.	12B9289	Door
11.	12B10290	Door
12.	12B9283	Angle
13.	12B9283	Skin
14.	12B9349	Former
15.	12B9331	Former
16.	12B9603	Support
17.	12B9682	Bushing
18.	12B9682	Bushing

Figure TAIL BUMPER INSTALLATION
2-179



	12L9003	Tail Bumper Installation
1.	12L9203	Pin Assy
2.	12L9204	Pin
3.	12L9205	Pin Assy
4.	12L9206	Sleeve
5.	12L9207	Trunnion Assy
6.	12L9208	Trunnion Assy
7.	12L9210	Pin Assy
8.	12L9212	Trunnion Assy
9.	12L9213	Pin
10.	12L9220	Dashpot Assy
11.	12L9241	Bottle, Assy of
12.	12L9200	Skid, Assy of
13.	12L9201	Skid Beam Assy
14.	12B9325	Skid Fairing Assy
15.	12L9202	Shoe

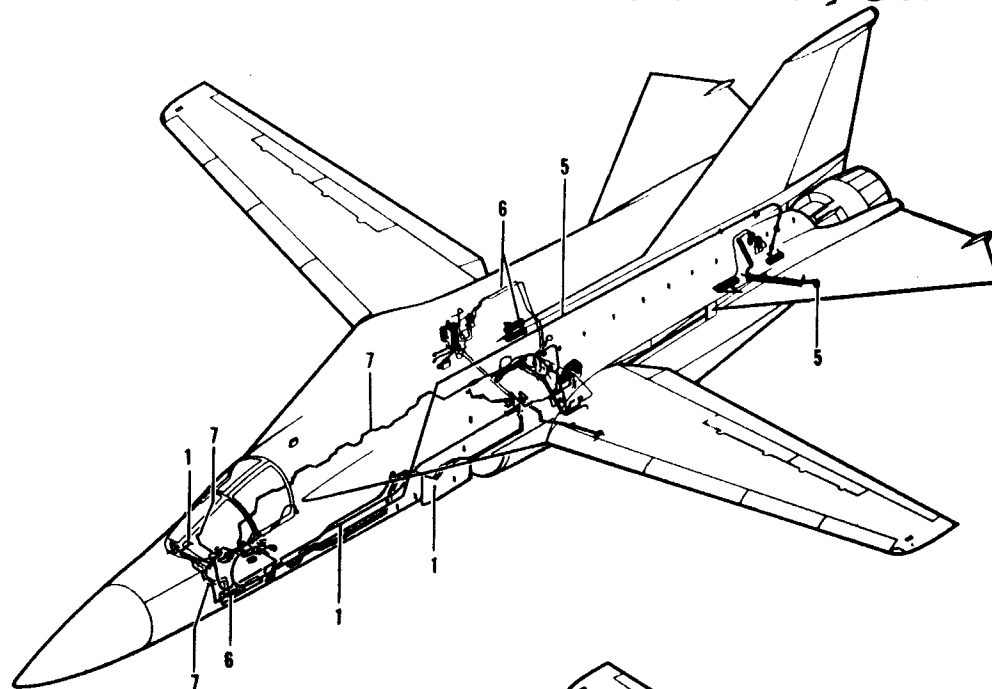
Figure

TAIL BUMPER ASSEMBLY

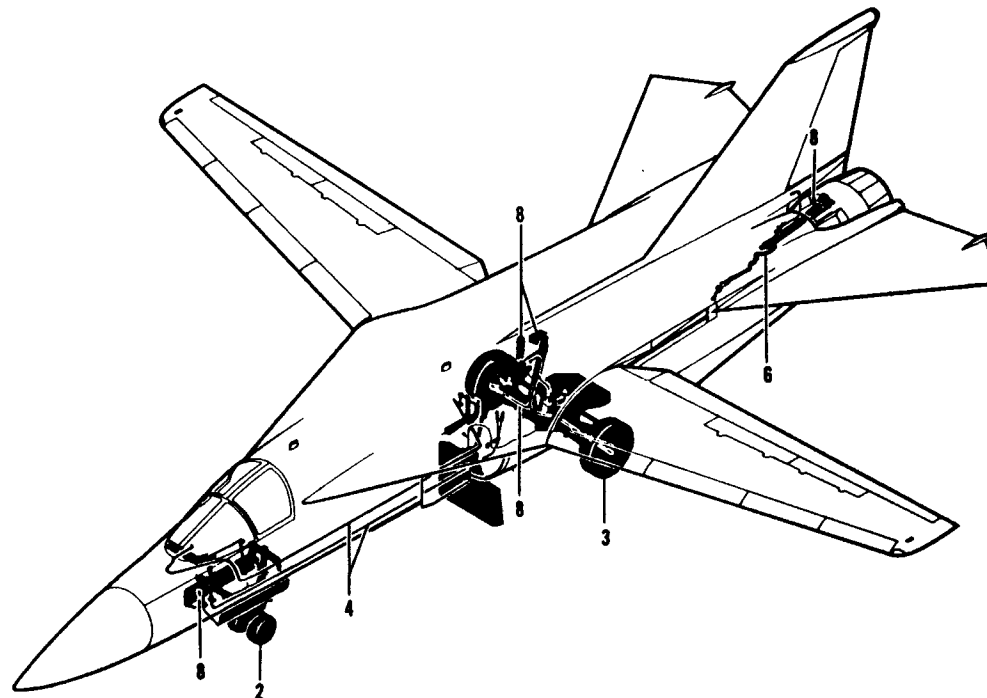
2-180

LANDING GEAR SYSTEMS

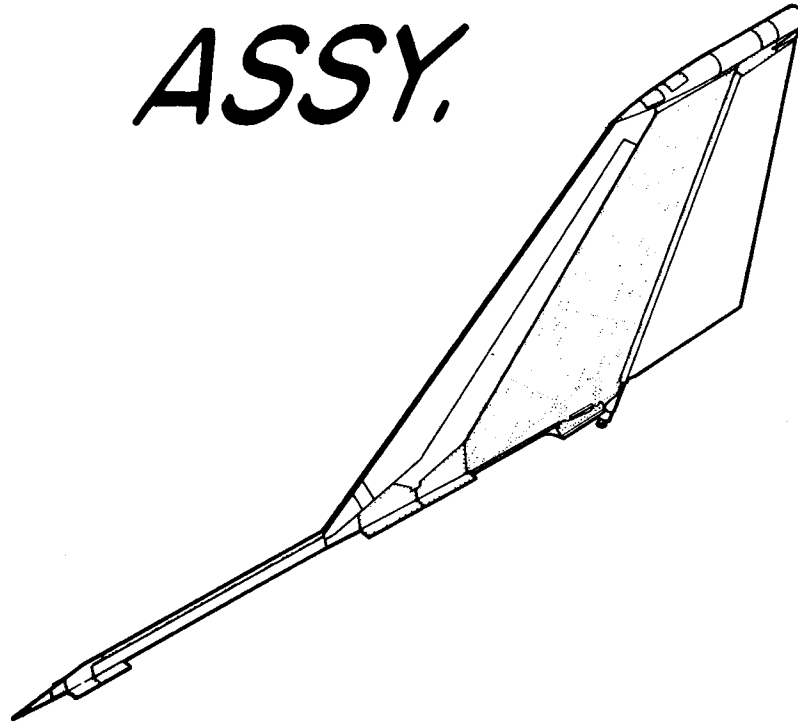
TAC 31 AND ON; BOMBER 3 AND ON



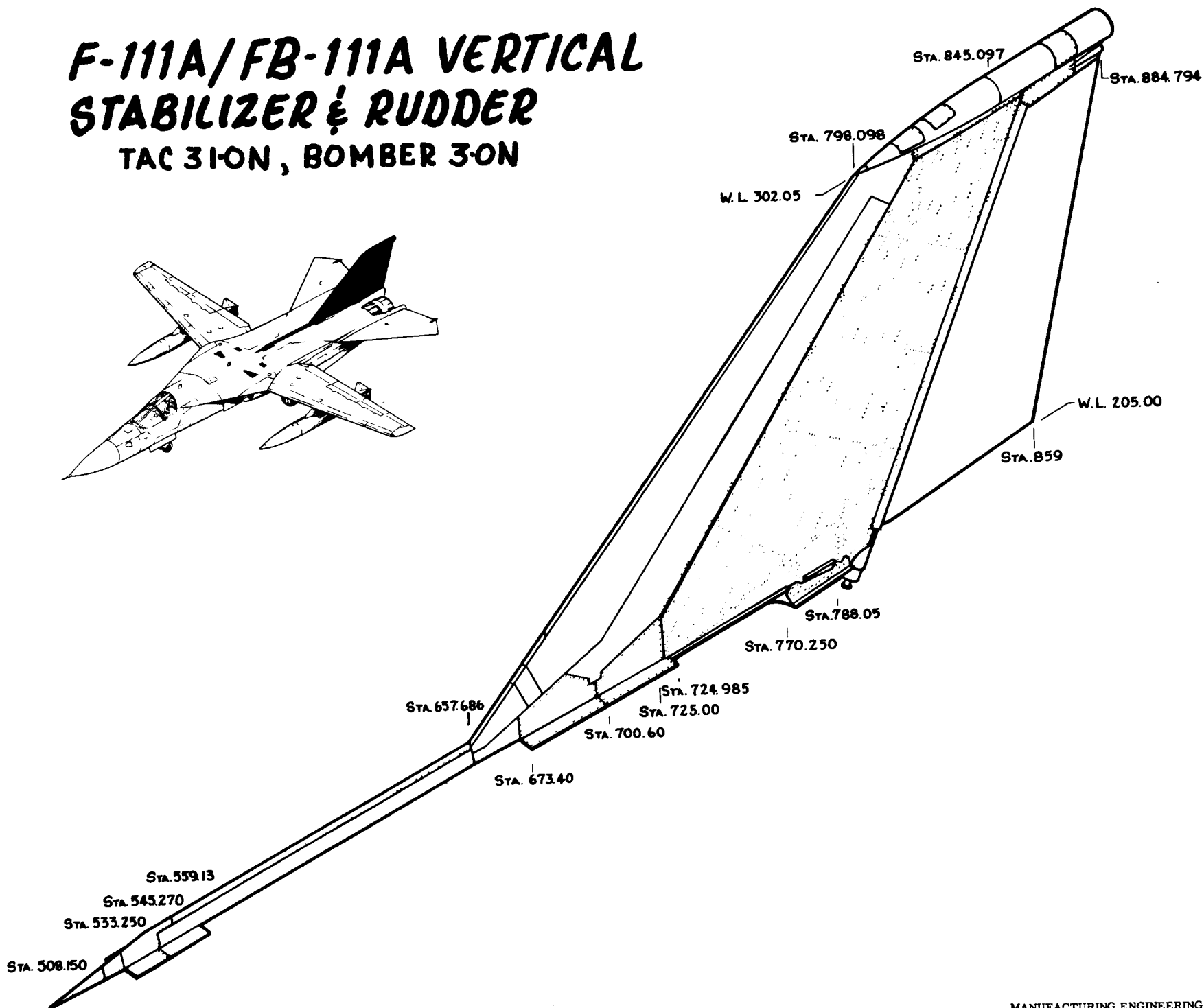
1.	Landing Gear Control System
2.	Nose Landing Gear System
3.	Main Landing
4.	Brake Systems
5.	Barrier Hook and Arresting Hook Systems
6.	Hydraulic System
7.	Pneumatic System
8.	Electrical Systems



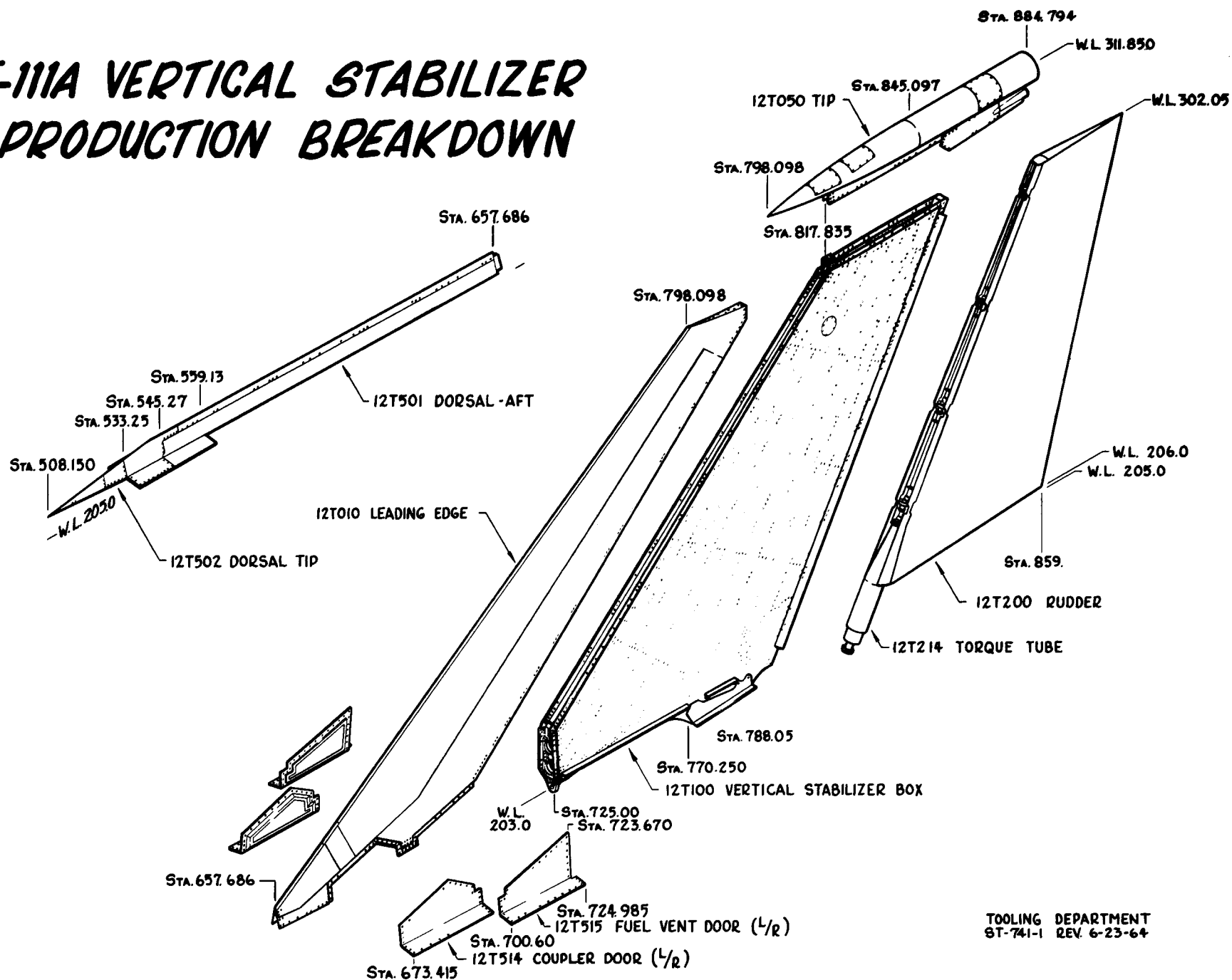
VERTICAL STABILIZER ASSY.



F-111A/FB-111A VERTICAL STABILIZER & RUDDER TAC 31-ON, BOMBER 3-ON



F-111A VERTICAL STABILIZER PRODUCTION BREAKDOWN

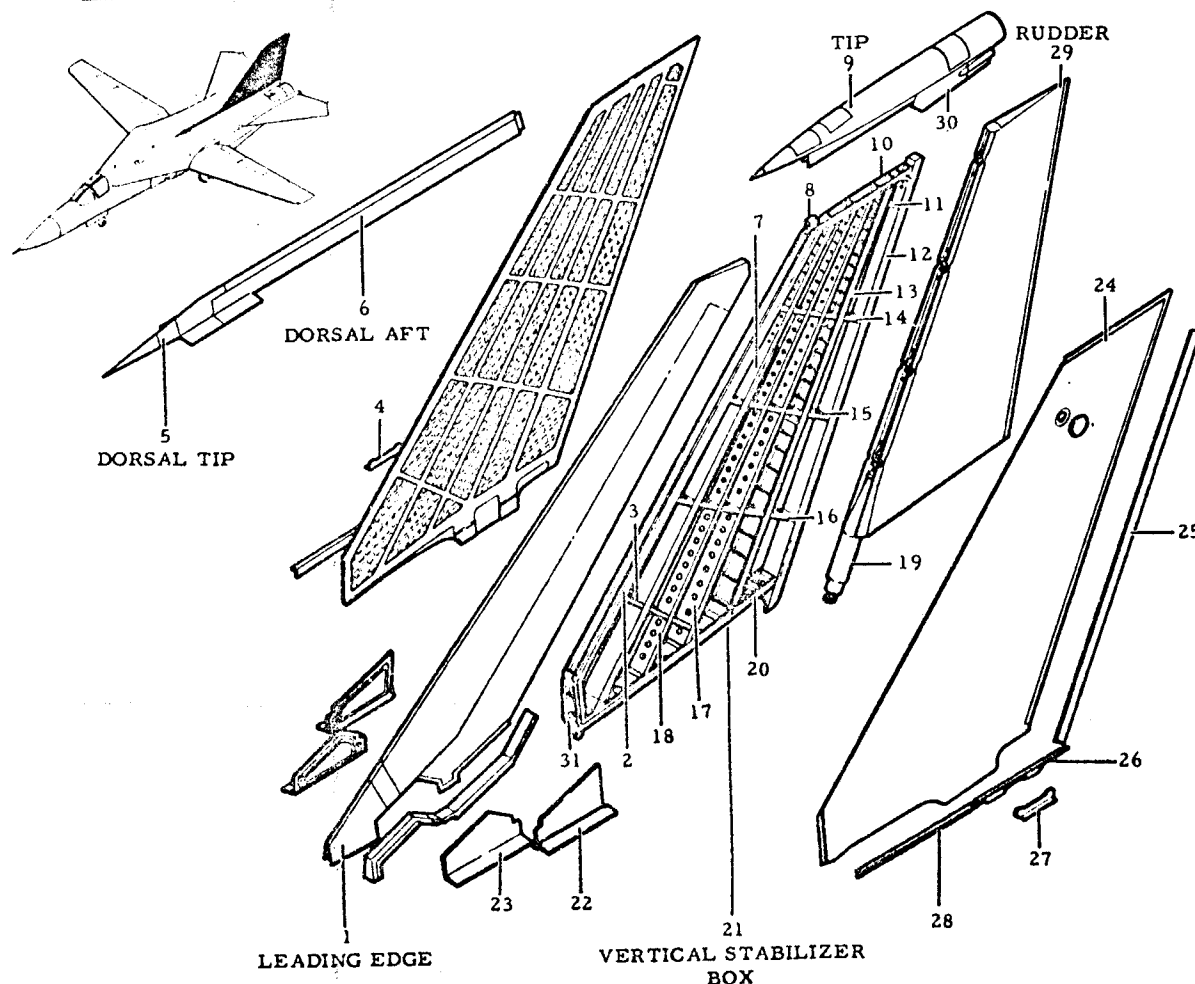


TOOLING DEPARTMENT
ST-741-1 REV. 6-23-64

F-111 VERTICAL STABILIZER & RUDDER

TAC 31 & ON
BOMBER 3 & ON

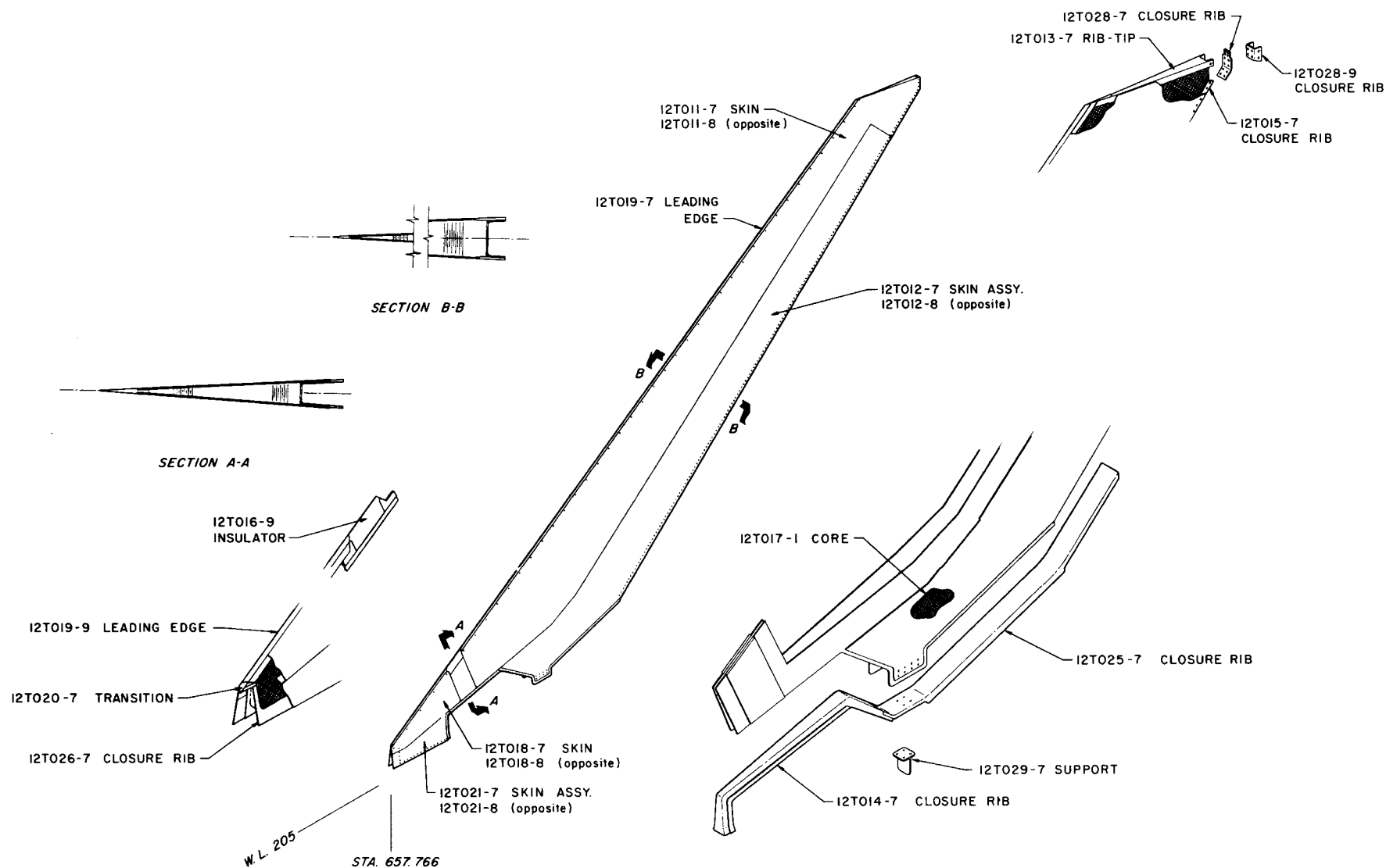
Dorsal Tip	12T502	Assembly	Rudder	12T400	Assembly
	12T536	Installation		12T401	Installation
Dorsal Aft	12T501	Assembly	Vertical Stab. Box	12T301	Assembly
	12T536	Installation		12T304	Installation
Tip	12T050	Assembly	Vertical Stabilizer	12T300	Assembly
	12T002	Installation			



1.	12T003	Leading Edge
2.	12T010	
3.	12T311	Front Spar
	12T350 thru 12T352	Rib No. 0
4.	12B10545	Drag Angle
5.	12T502	Dorsal Tip
6.	12T501	Dorsal Aft
7.	12T312	Spar No. 2
8.	12T339	Tip Rib Post
9.	12T002	Tip
	12T050	
10.	12T338	Tip Rib
11.	12T337	Rib No. 4
12.	12T316	Spar No. 6
13.	12T315	Spar No. 5
14.	12T332 thru 12T336	Rib No. 3
15.	12T327 thru 12T331	Rib No. 2
16.	12T322 thru 12T326	Rib No. 1
17.	12T314	Spar No. 4
18.	12T313	Spar No. 3
19.	12T406	Torque Tube
20.	12T317	Base Rib
21.	12T300	Vertical Stabilizer Box
	12T301	
22.	12T541	Fuel Vent Door
23.	12T514	Coupler Door
24.	12T308	Skin Machining
	12T309	Skin, Chem. Milling
	12T310	Skin, Routing
25.	12T178	Rudder Hinge Skin
26.	12B10304	Attach Angle
27.	12B10545	Drag Angle
28.	12T342	Fairing Attach Angle
29.	12T400	Rudder
30.	12T081	Access Cover
31.	12T340	Bulkhead

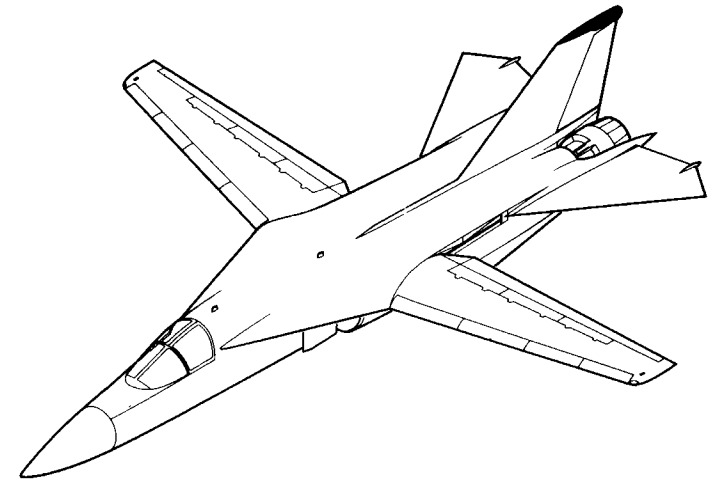
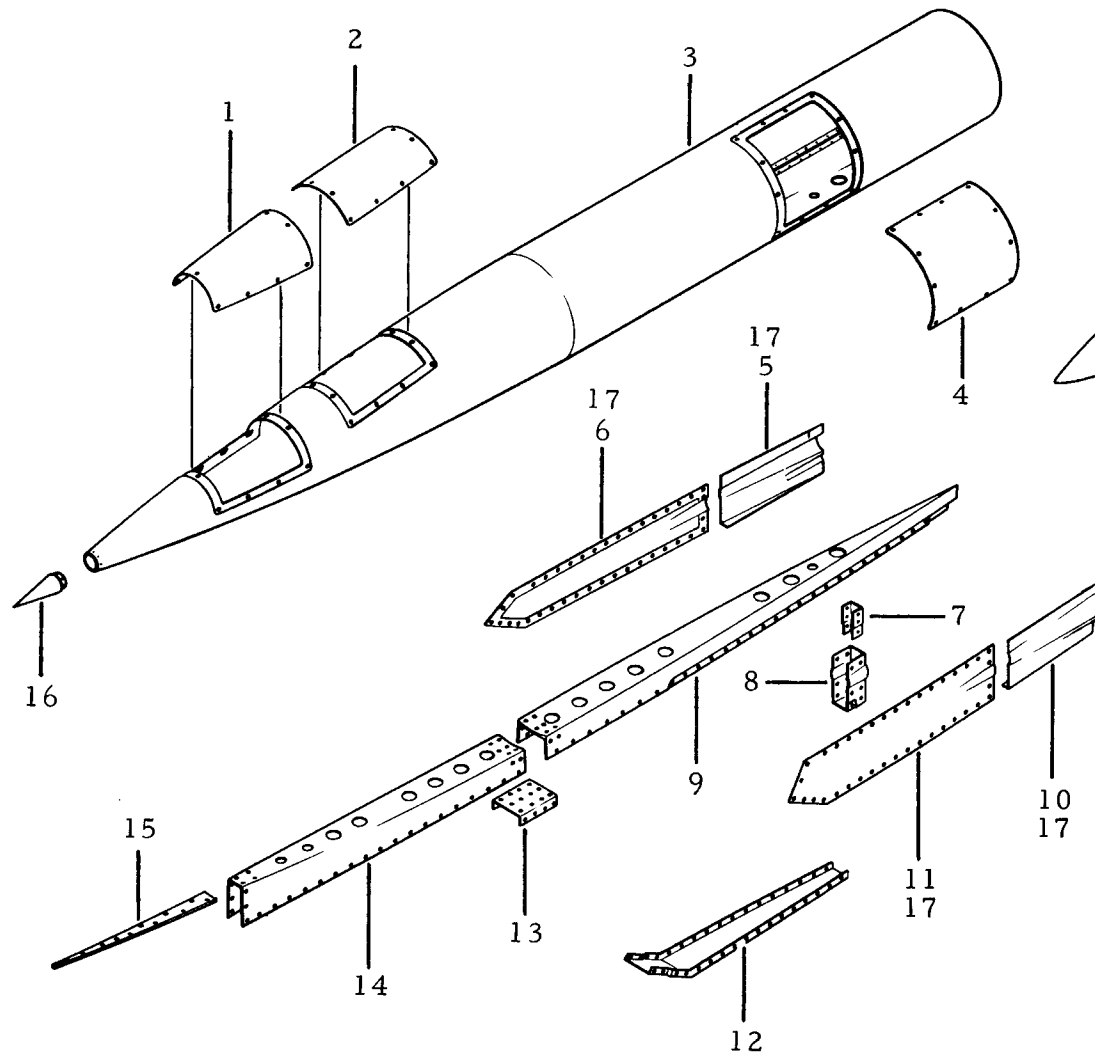
F-111A VERTICAL STABILIZER LEADING EDGE

12T010



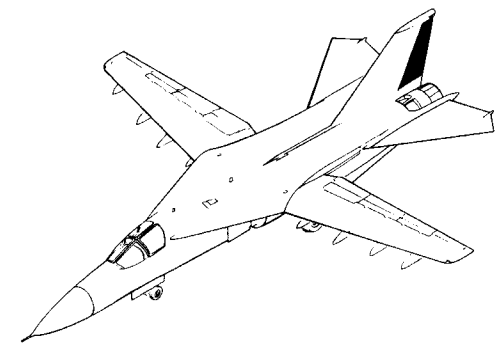
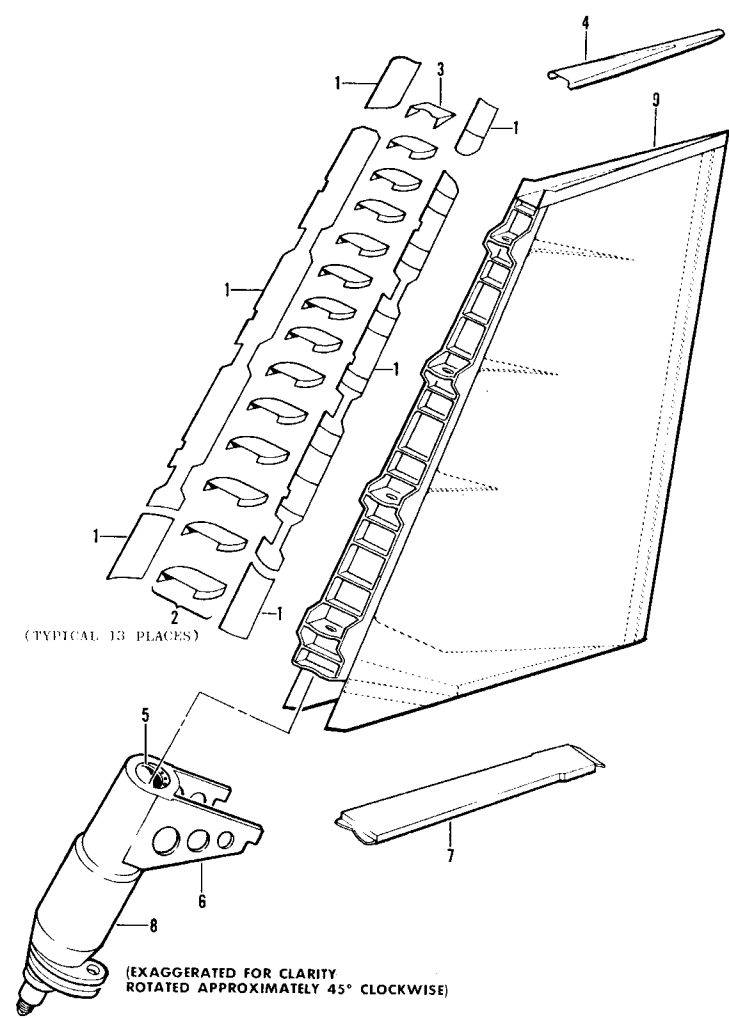
F-111A VERTICAL STABILIZER TIP

TAC 12-0N



1.	12T057	Cover
2.	12T059	Cover
3.	12T051	Housing Assy.
4.	12T055	Cover
5.	12T065	Support
6.	12T064	Panel
7.	12T050	Clip
8.	12T065	Splice Rib
9.	12T053	Aft Rib
10.	12T065	Support
11.	12T064	Panel
12.	12T062	Closure Rib
13.	12T059	Splice
14.	12T066	Fwd. Rib
15.	12T051	Filler
16.	12T052	Cone
17.	12T081	Cover

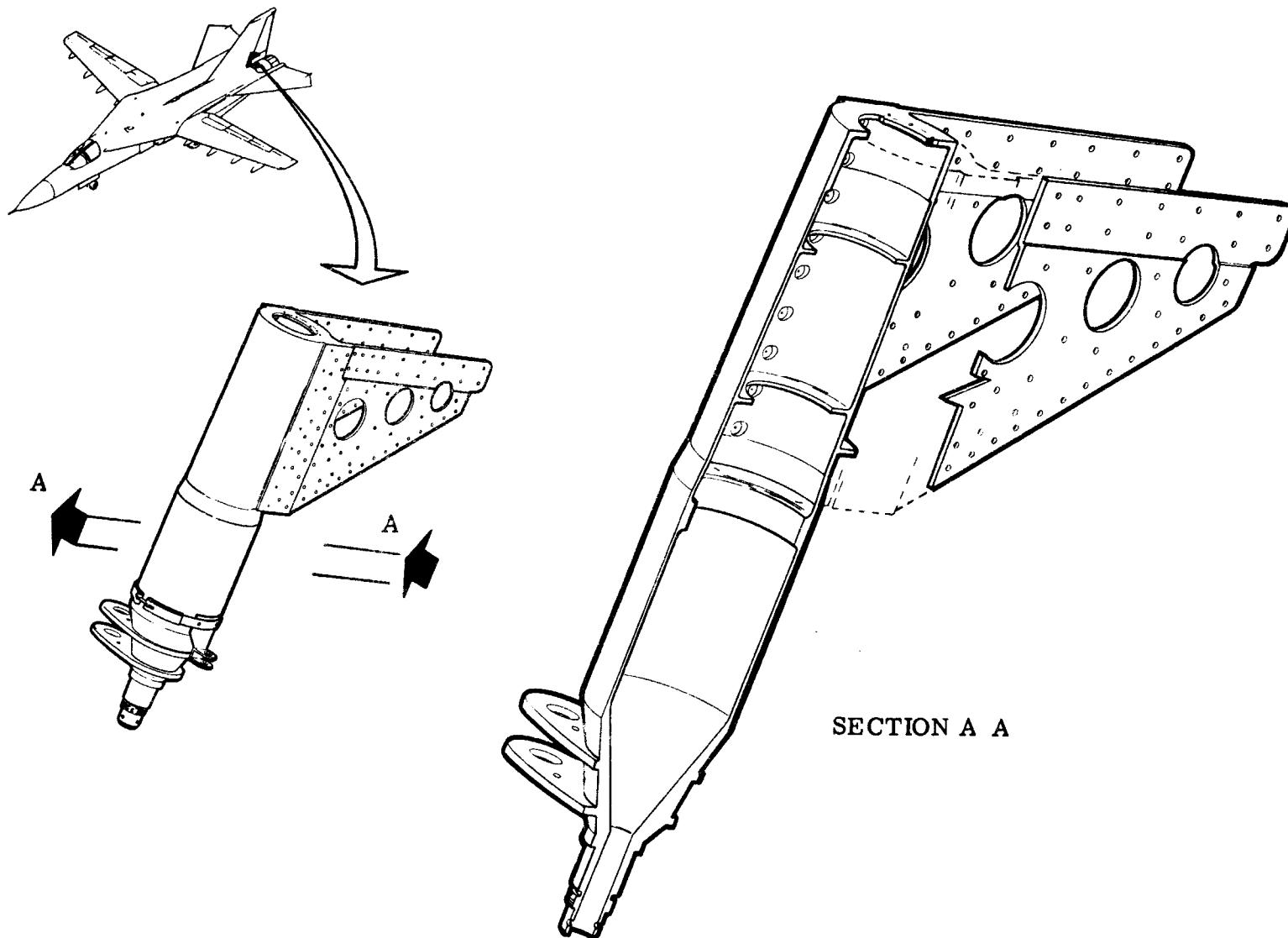
F-111 RUDDER ASSEMBLY



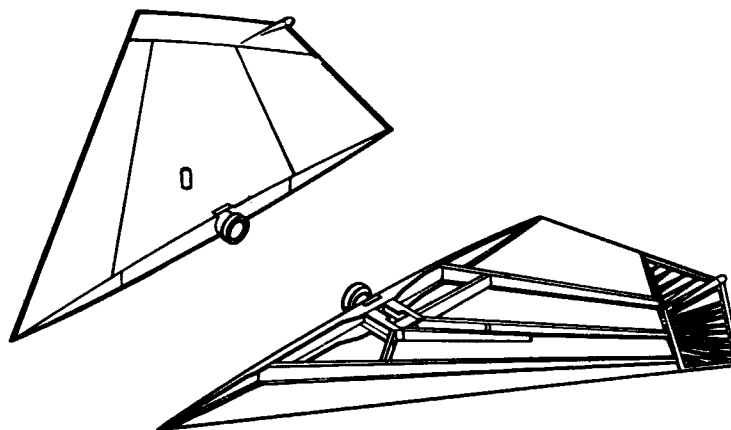
1.	12T404	SKIN
2.	12T404	RIB
3.	12T216	RIB
4.	12T216	RIB
5.	12T406	PLATE
6.	12T406	PLATE
7.	12T411	CHANNEL
8.	12T416	TORQUE TUBE FORGING
9.	12T405	RUDDER

12T406 RUDDER TORQUE TUBE ASSEMBLY

TAC 160 & ON

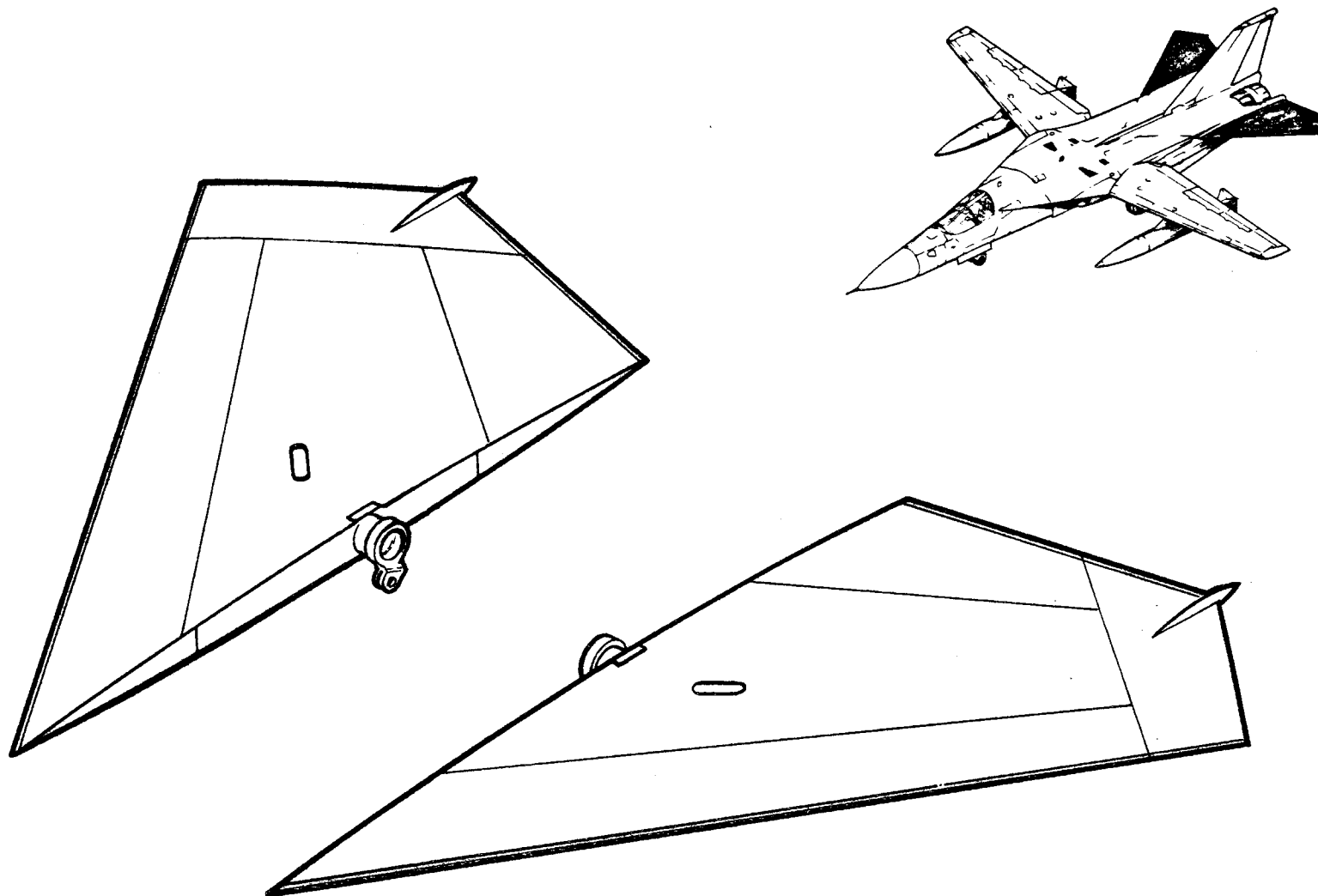


HORIZONTAL STABILIZER



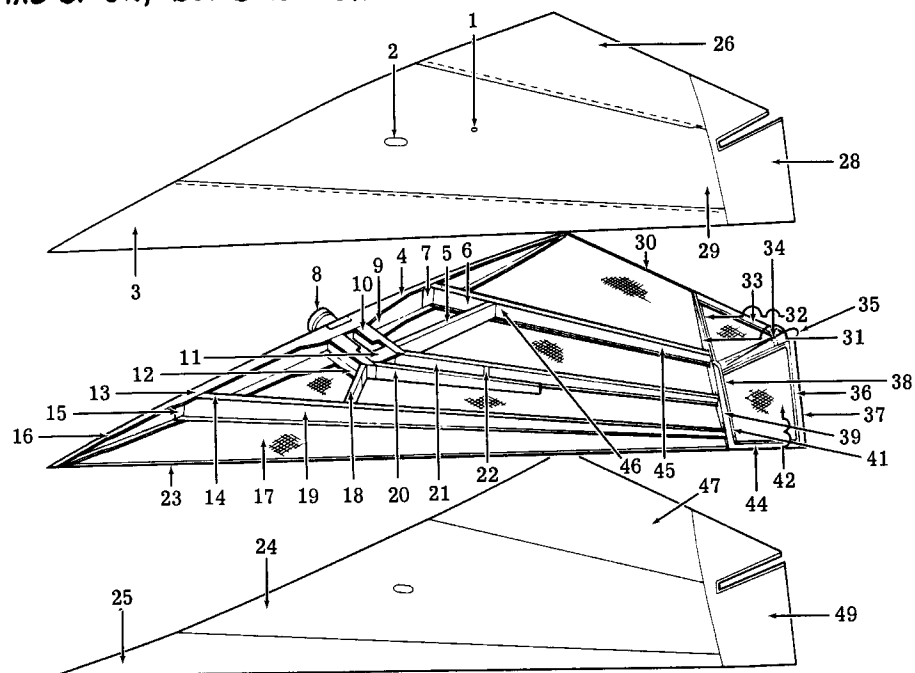
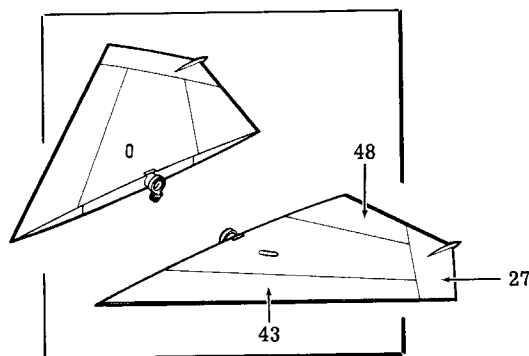
F-111A/FB-111A HORIZONTAL STABILIZER

TAC 31-ON; BOMBER 3-ON



F-111 HORIZONTAL STABILIZER

TAC 31-ON, BOMBER 3-ON




	12T9200	Installation	16.	12T9212	Rib Root	33.	12T9614	Strip T. E.
	12T9201	Assembly	17.	12T9216	Core, Honeycomb	34.	12T9615	Splice, Radome (TAC only)
1.	12T9652	Plug, Hoist	18.	12T9639	Rib, Outbd. Fwd.	35.		Radome GD/FW
2.	12T9233	Cover, Hand Hole	19.	12T9211	Beam	36.	12T9240	Strip Assy.
3.	12T9210	Skin	20.	12T9633	Beam, Inbd. Fwd.	37.	12T9613	Strip Outbd.
4.	12T9215	Rib Root	21.	12T9634	Beam, Inbd. Aft	38.	12T9239	Rib. Assy.
5.	12T9640	Rib, Aft	22.	12T9644	Web, Honeycomb Closure	39.	12T9608	Rib, Outbd. Closure
6.	12T9230	Plate, Splice	23.	12T9609	Strip, L. E.	40.	12T9607	Rib, Outbd. Closure
7.	12T9231	Stiffener, Inbd. Aft	24.	12T9636	Skin	41.	12T9617	Block, Inbd. L. E.
8.	12T9600	Rib, Horn	25.	12T9210	Skin	42.	12T9235	Core
9.	12T9228	Rib, Aft, Stab. Sta. 8.625	26.	12T9213	Skin	43.	12T9205	L. E. Assy.
10.	12T9629	Fitting, Outbd. Bearing Support Aft	27.	12T9202	Tip Cap Assy.	44.	12T9612	L. E. Strip.
11.	12T9632	Fitting, Outbd. Bearing Housing	28.	12T9237	Skin	45.	12T9214	Beam
12.	12T9626	Fitting, Outbd. Bearing Support Fwd.	29.	12T9636	Skin	46.	12T9606	Beam, Rear
13.	12T9637	Rib, Root Fwd.	30.	12T9611	Strip, L. E.	47.	12T9213	Skin
14.	12T9605	Beam, Front	31.	12T9638	Rib, Outbd. Closure	48.	12T9206	T. E. Assy.
15.	12T9230	Plate, Splice Beam	32.	12T9618	Block, Inbd. T. E.	49.	12T9237	Skin

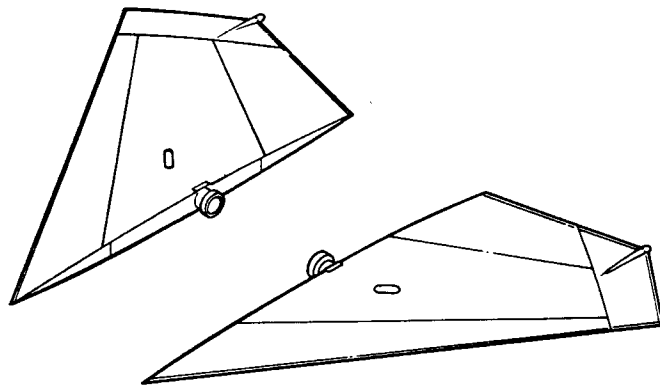
F-111D MAJOR SUBCONTRACT COMPONENTS

HORIZONTAL STABILIZER

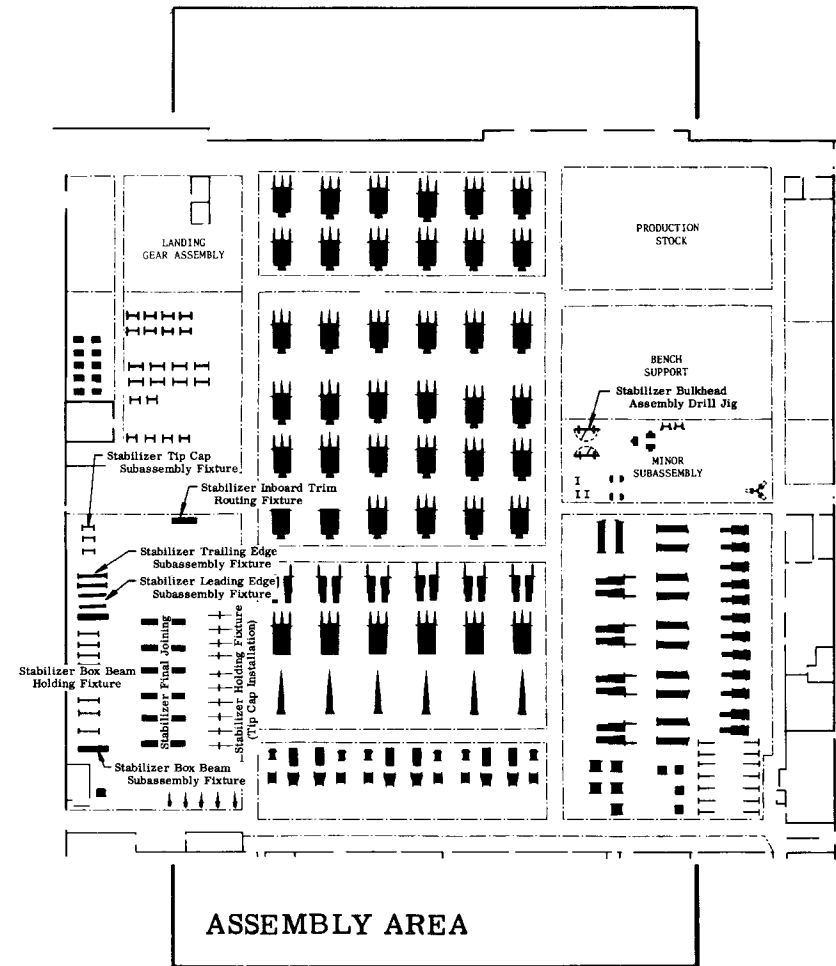
HORIZONTAL STABILIZER



COMPOSITE

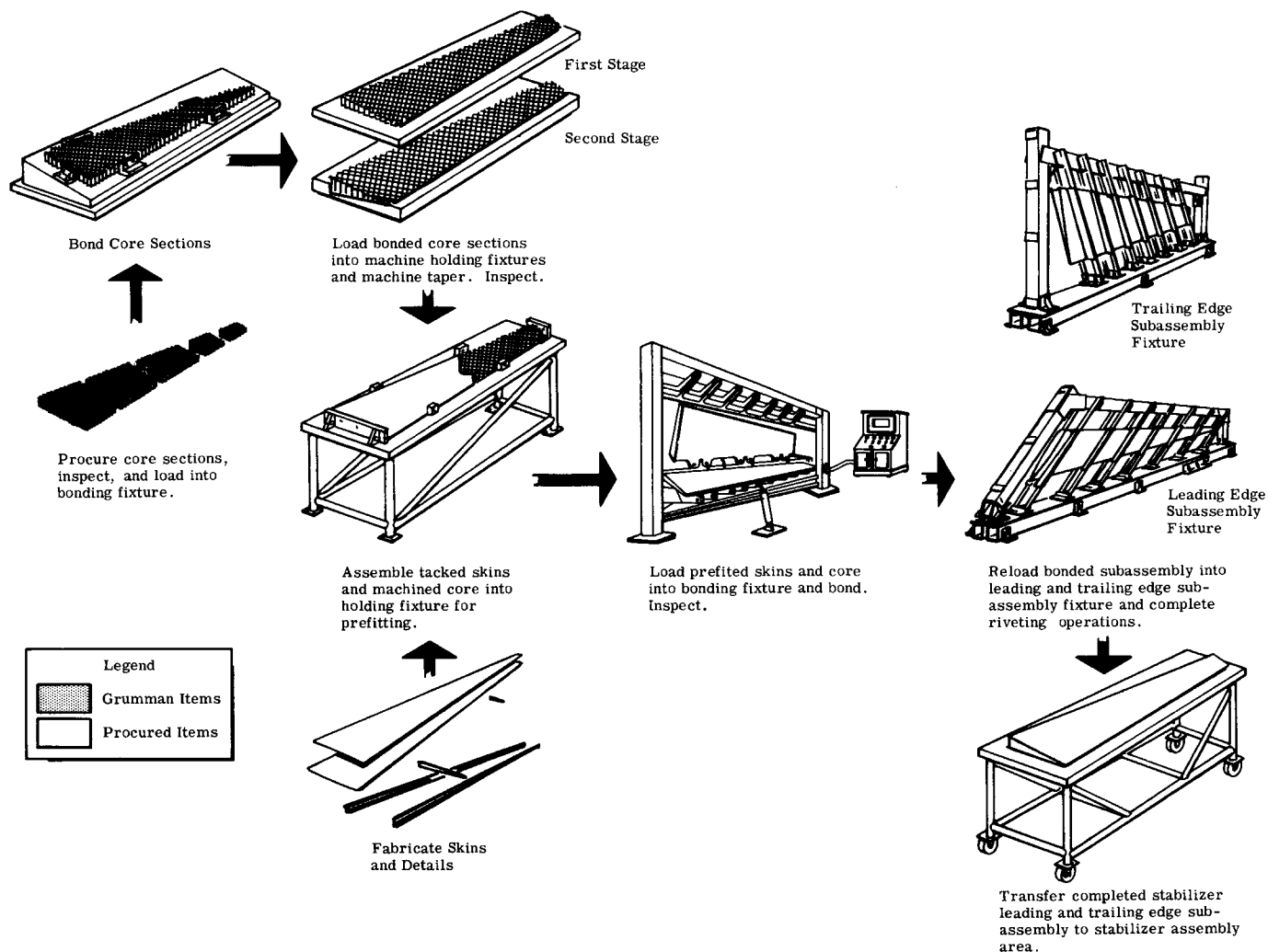


ST-660-6



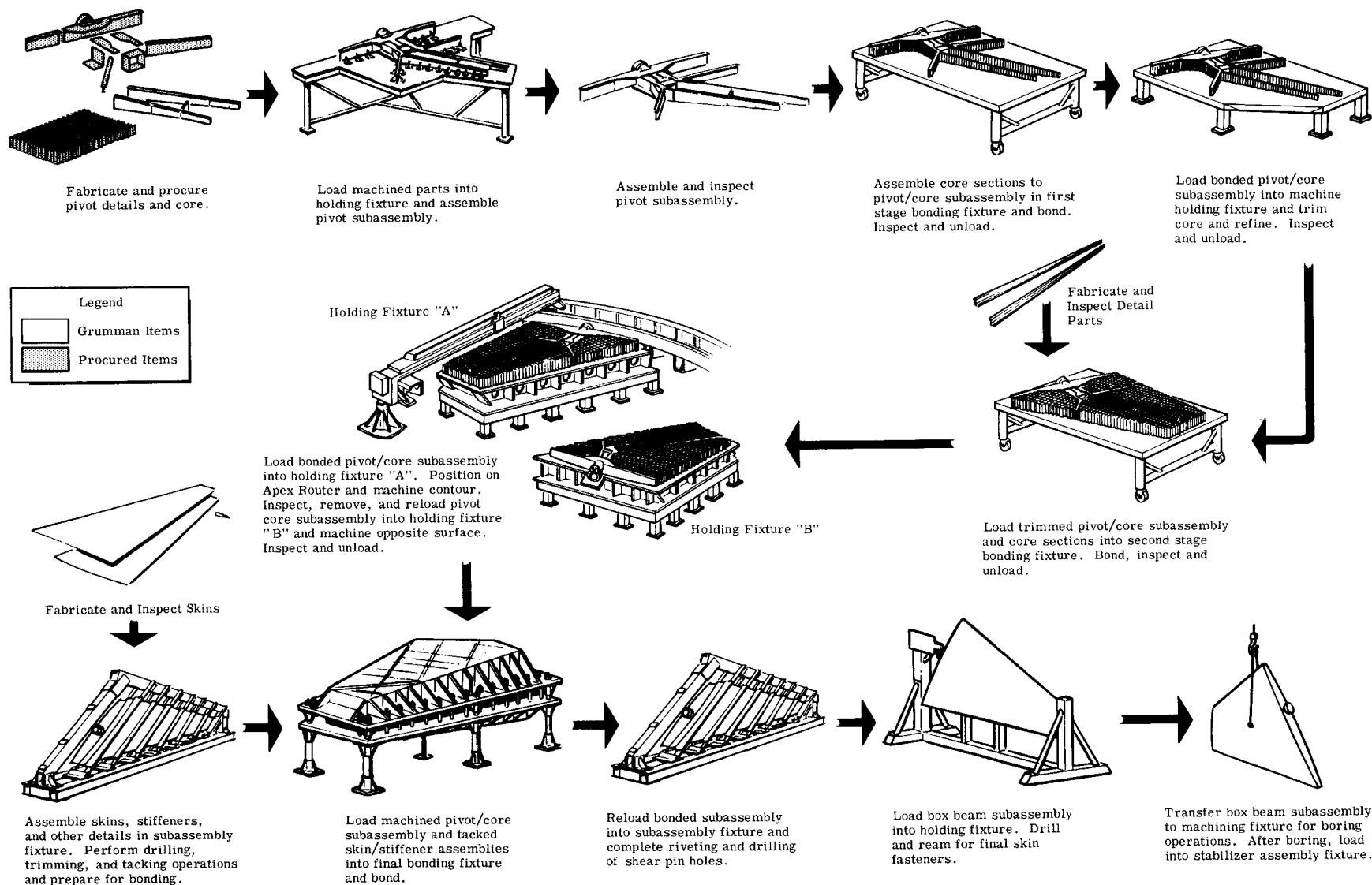
F-111D MAJOR SUBCONTRACT COMPONENTS

HORIZONTAL STABILIZER LEADING AND TRAILING EDGE SUBASSEMBLIES BREAKDOWN AND MANUFACTURING FLOW



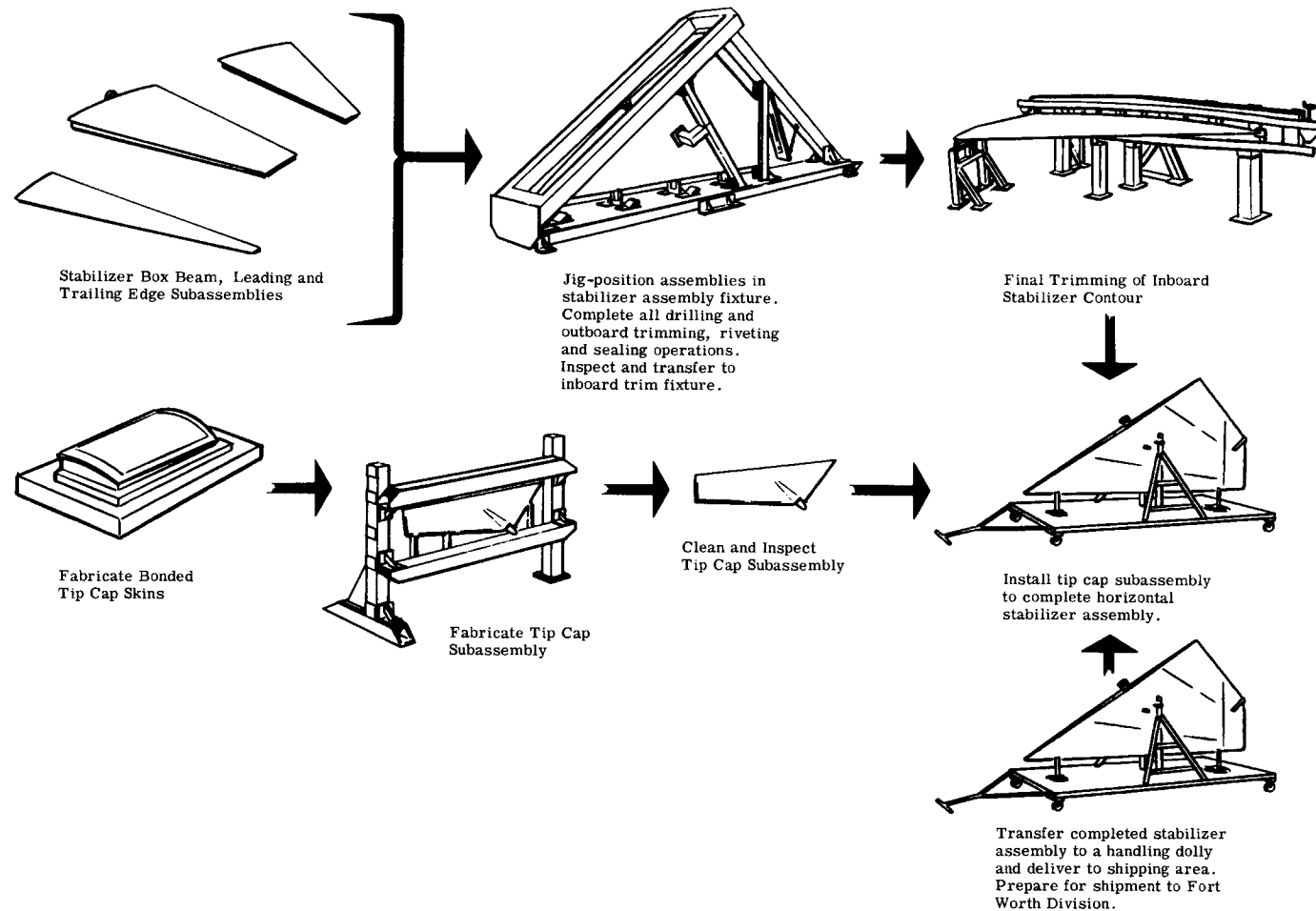
F-111D MAJOR SUBCONTRACT COMPONENTS

HORIZONTAL STABILIZER BOX BEAM SUBASSEMBLY BREAKDOWN AND MANUFACTURING FLOW

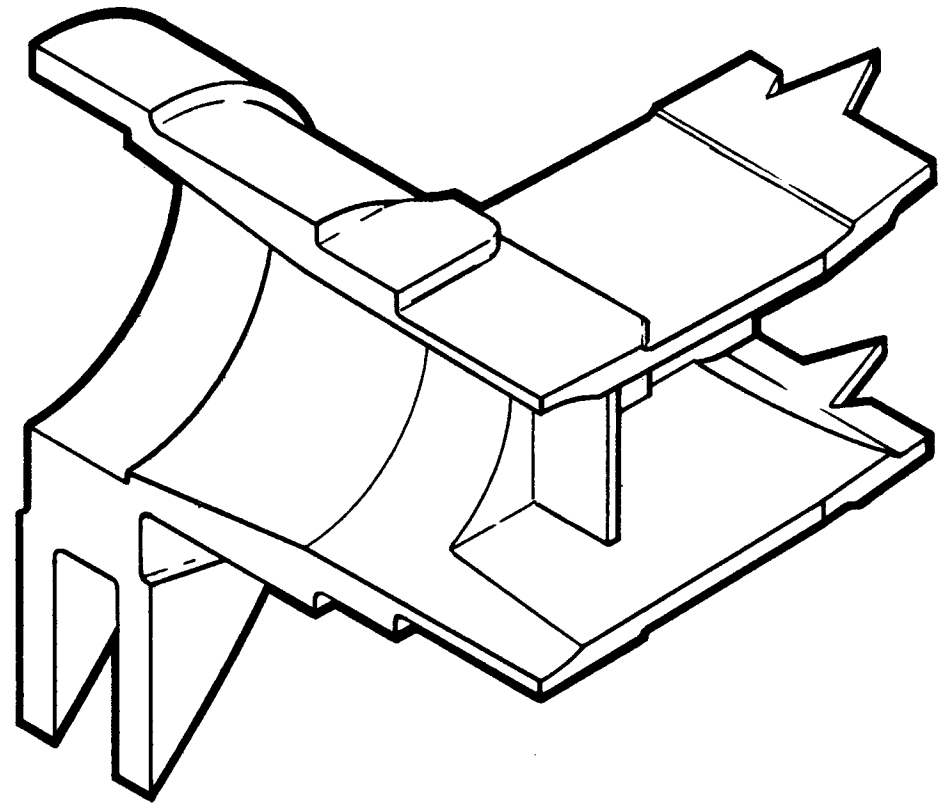
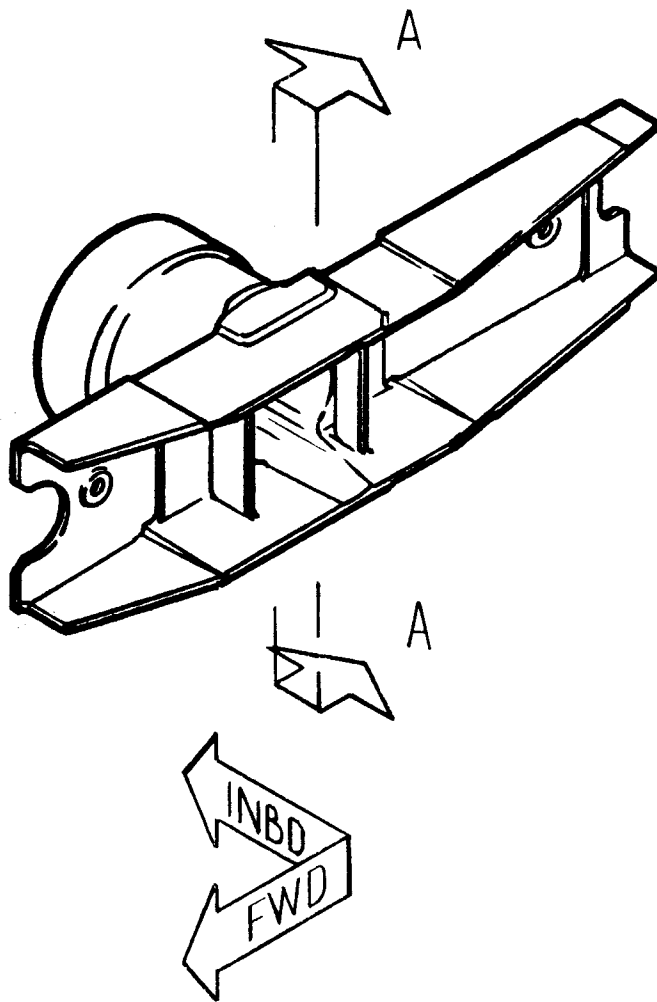


F-111D MAJOR SUBCONTRACT COMPONENTS

HORIZONTAL STABILIZER ASSEMBLY MANUFACTURING FLOW

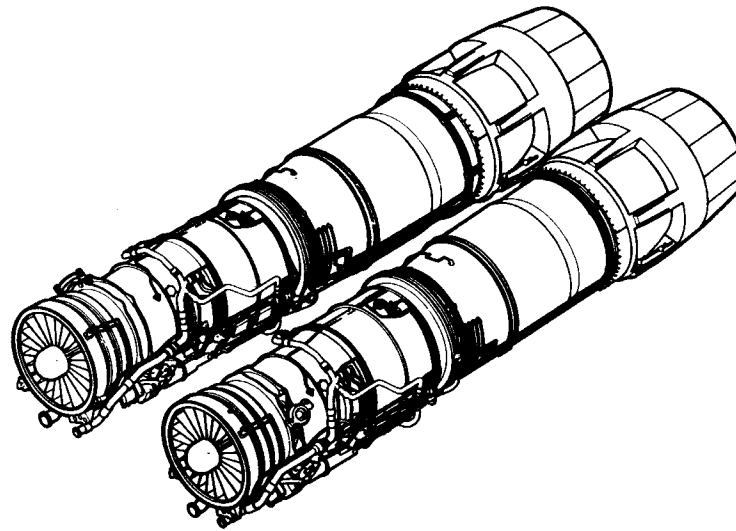


12T9600 RIB - BOX BEAM, HORIZ. STAB.
CROSS SECTION AT STA. 862



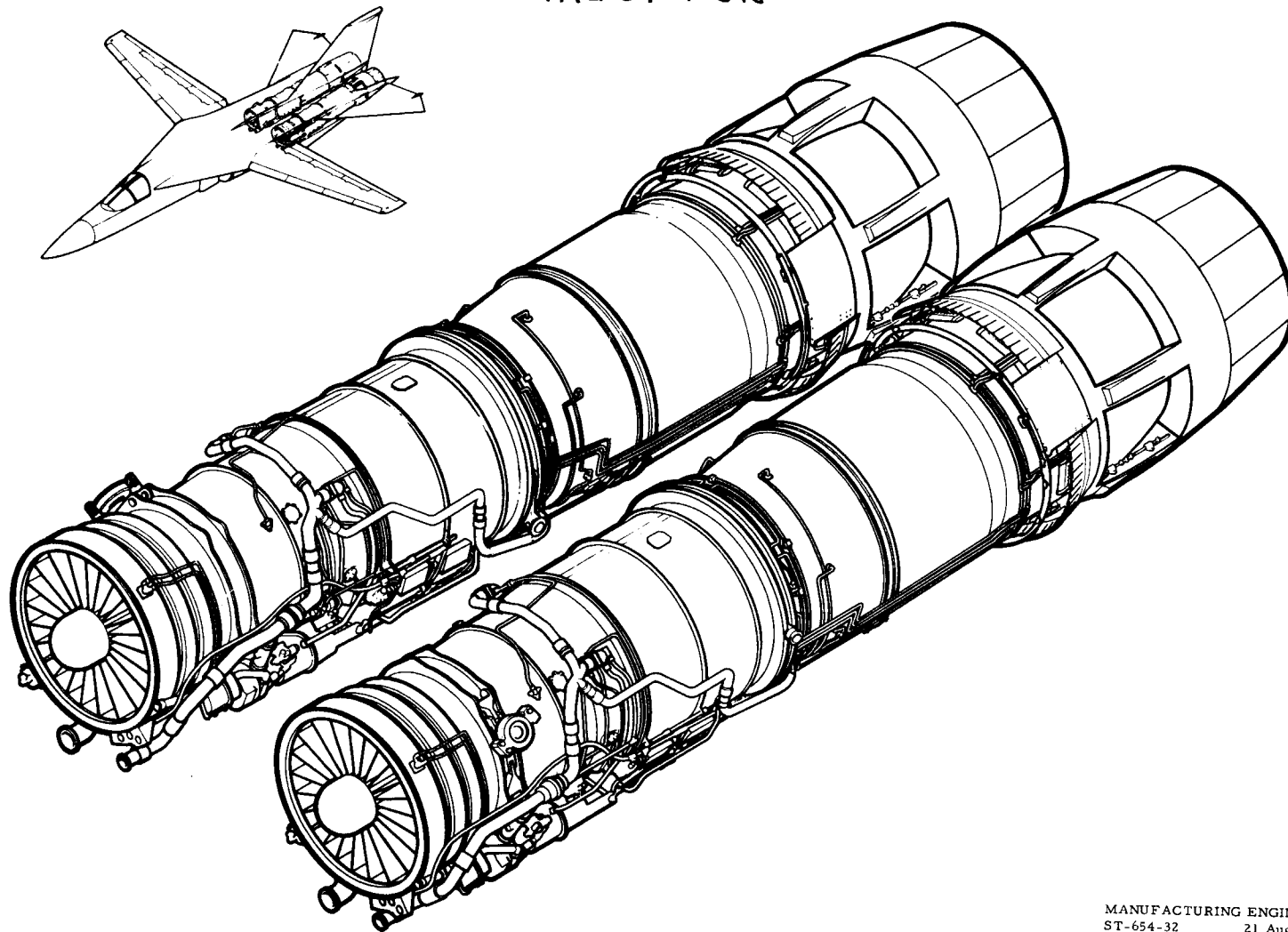
SECTION AA

ENGINES

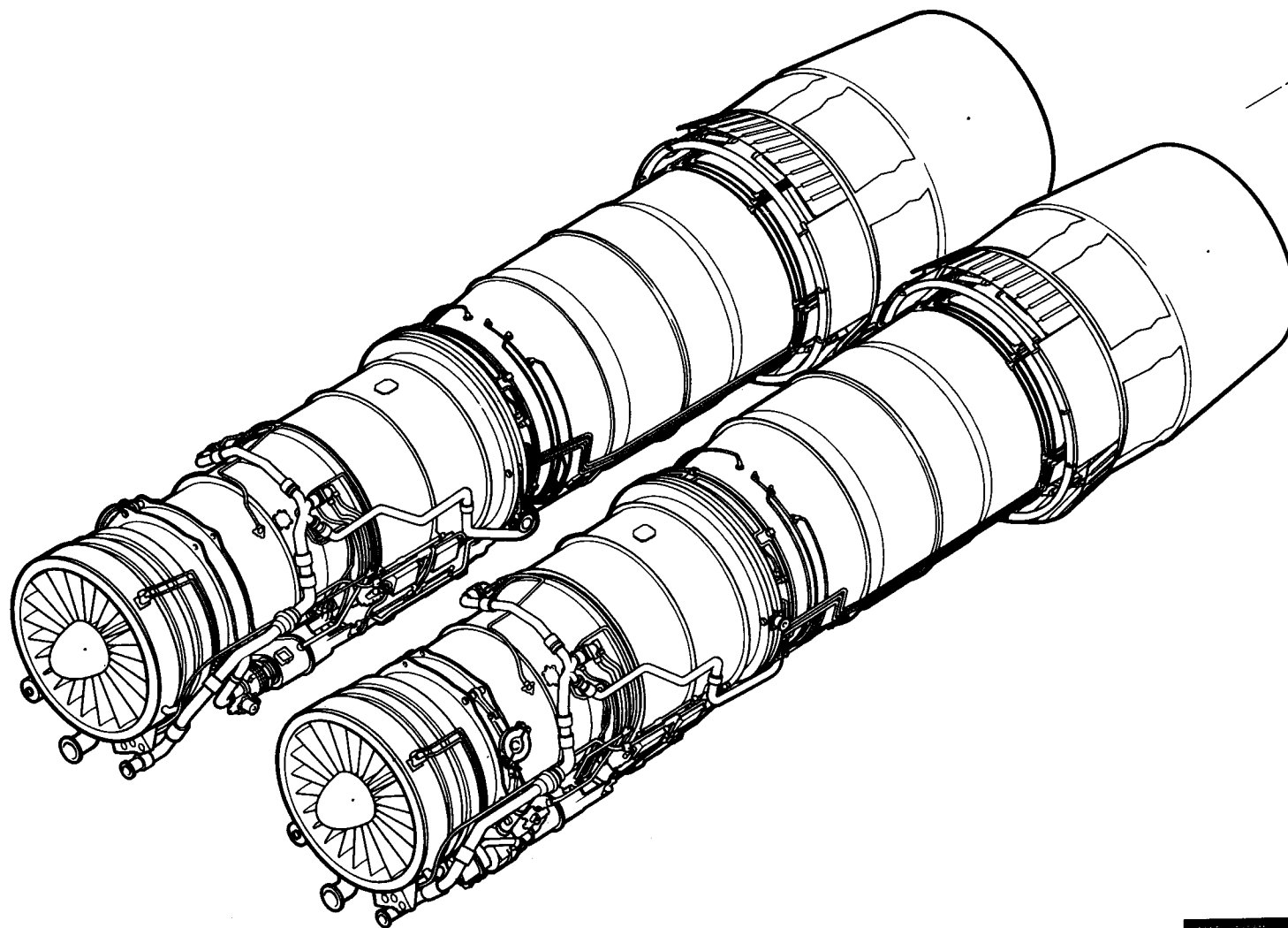


TF-30-P-3 ENGINE

TAC 31 & ON



MANUFACTURING ENGINEERING
ST-654-32 21 August 1967



Part No.	12P002	Rev.	1
Effectivity	10/11/67	Rev.	1
Scale	V/O TV SCALE	Rev.	1
Item	TF20-P12 ENGINES	Originator	JIN CONNELL
System	POWER PLANT (20000)	Date	10/10/67
Army No.	12P002	LTP No.	LTP-P812 10-1

MANUFACTURING ENGINEERING
ST-654-34 16 October 1967

ENGINE BUILDUP

STATION TASKSSTATION 4

Generator-Tachometer
installation
Nozzle position
installation
Fuel line installation
Pressure ratio trans-
mitter
Air-Oil cooler instl

STATION 5

Engine Hipressure
air duct leak check
Mount installation
Final accept
Load engine on dolly
& forward to Final
assy

STATION 1

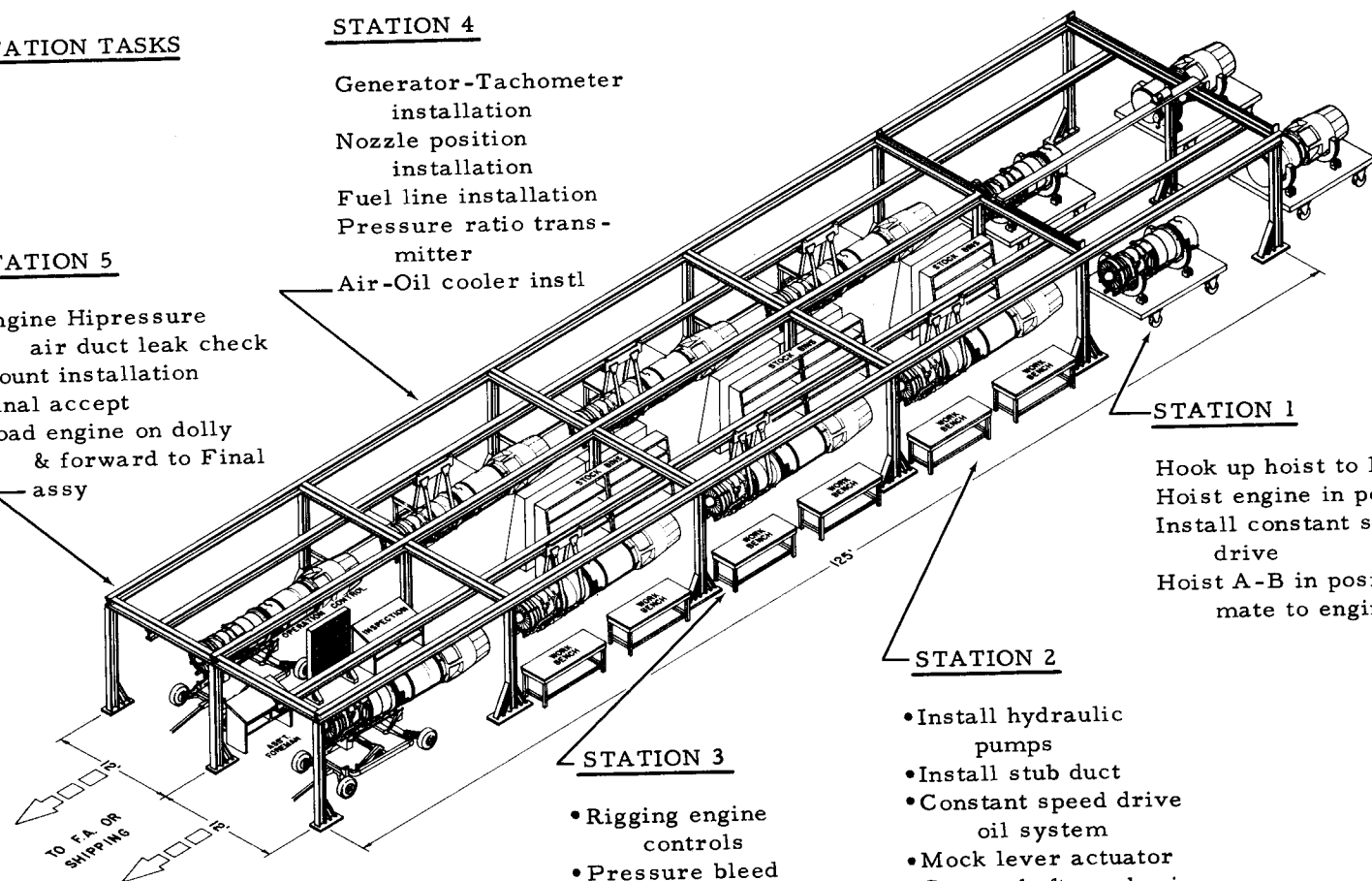
Hook up hoist to load bar
Hoist engine in position
Install constant speed
drive
Hoist A-B in position and
mate to engine

STATION 2

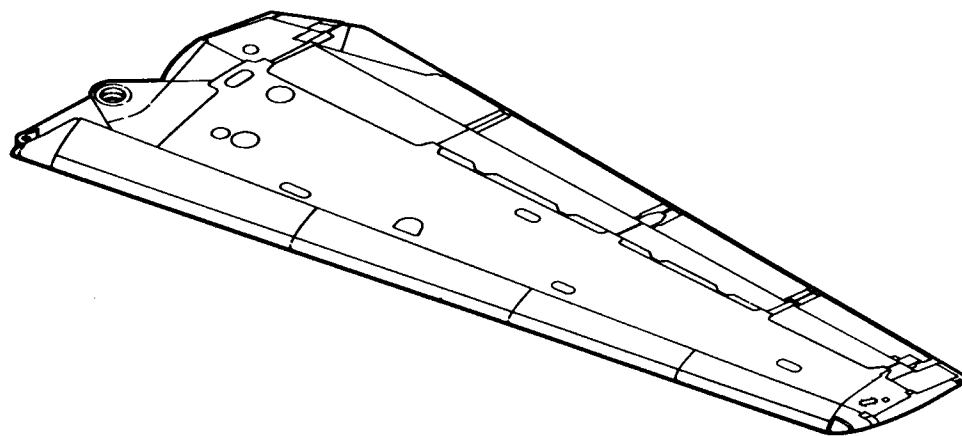
- Install hydraulic pumps
- Install stub duct
- Constant speed drive oil system
- Mock lever actuator
- Cress shaft mechanism

STATION 3

- Rigging engine controls
- Pressure bleed system
- Oil cooler ejector
- Oil pressure trans-mitter
- Starter installation
- Tachometer installation

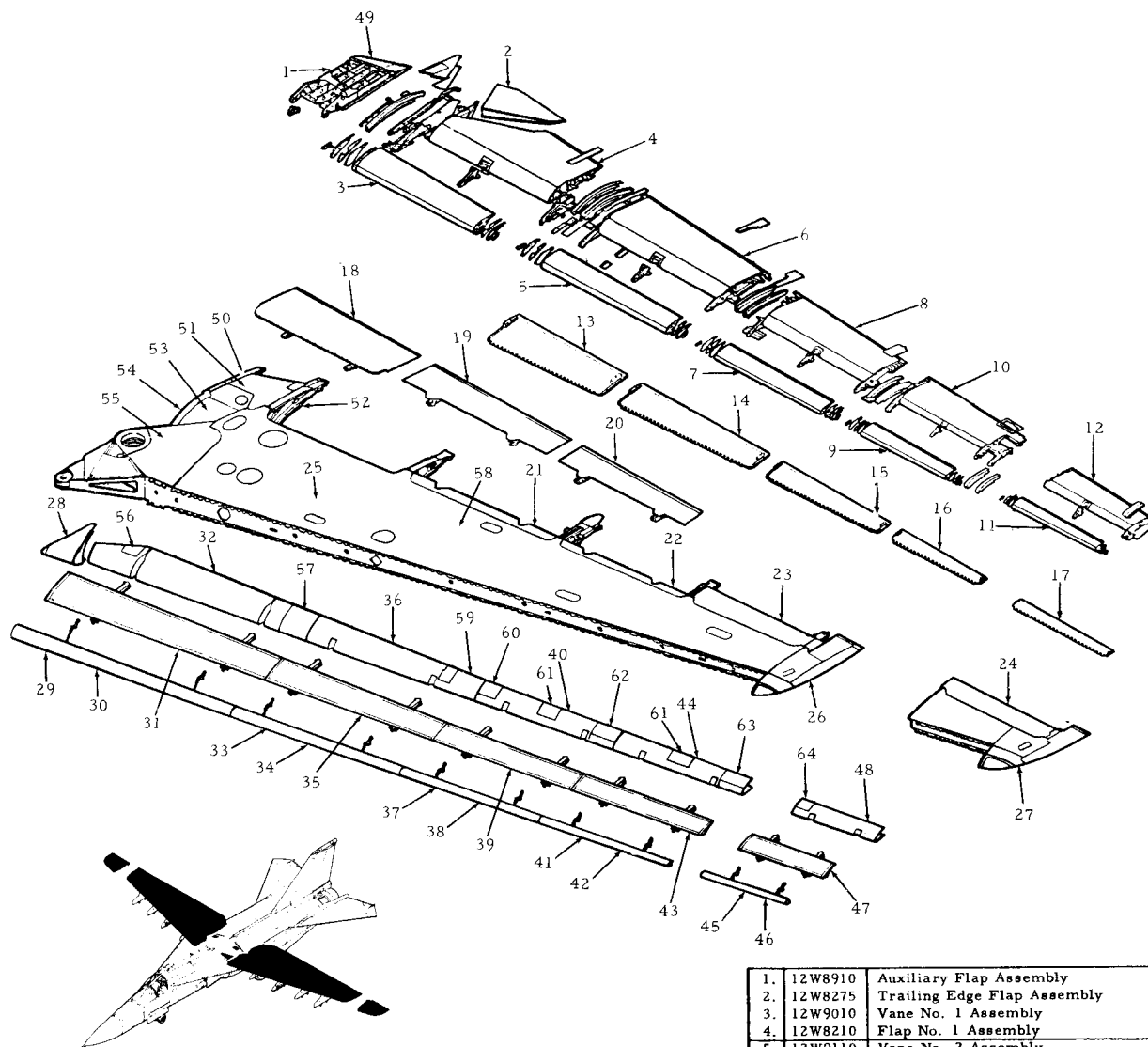


WING ASSY.



WING ASSEMBLY - PRODUCTION BREAKDOWN

TAC 31 & ON, BOMBER 3 & ON

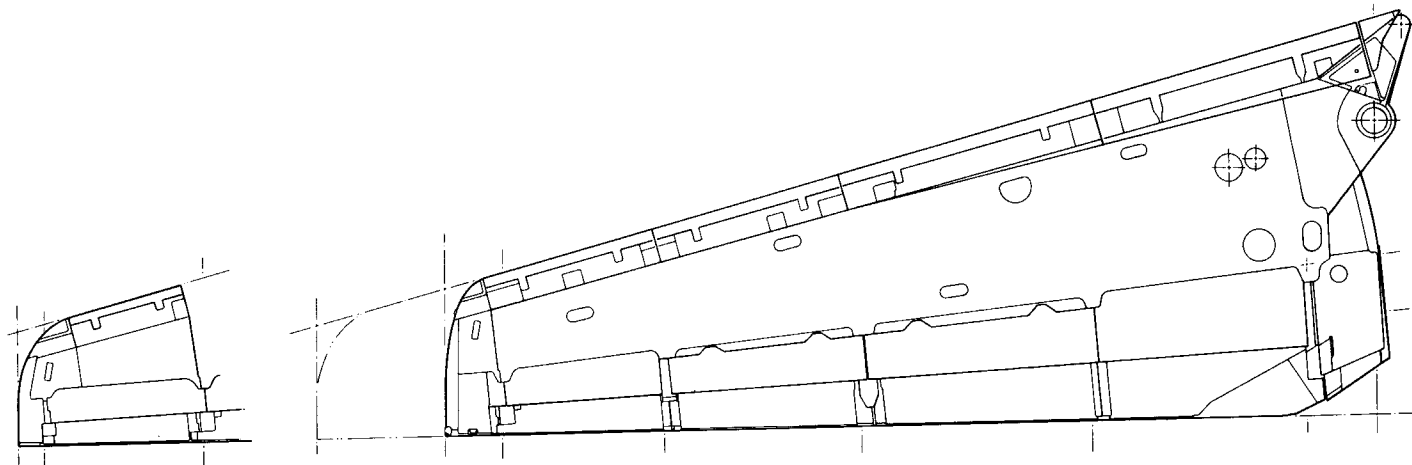


9.	12W9310	Vane No. 4 Assembly
10.	12W8810	Flap No. 4 Assembly
11.	12W9960	Vane No. 5 Assembly (FB-111A)
12.	12W9917	Flap No. 5 Assembly (FB-111A)
13.	12W9525	Airflow Deflector Assembly No. 1
14.	12W9625	Airflow Deflector Assembly No. 2
15.	12W9725	Airflow Deflector Assembly No. 3
16.	12W9825	Airflow Deflector Assembly No. 4
17.	12W9996	Airflow Deflector Assembly No. 5 (FB-111A)
18.	12W7905	Fixed Panel Assembly
19.	12W8010	Inboard Spoiler Assembly
20.	12W8110	Outboard Spoiler Assembly
21.	12W8036	Fixed Panel
22.	12W8136	Fixed Panel
23.	12W7620	Trailing Edge
24.	12W9903	Trailing Edge (FB-111A)
25.	12W027	Wing Panel Assembly
26.	12W352	Wing Tip Installation (F-111A, F-111E)
27.	12W5152	Wing Tip Assembly (FB-111A)
28.	12W6435	Fixed Leading Edge Installation
29.	12W6500	Slat Assembly No. 1 (F-111A)
29.	12W6000	Leading Edge Installation No. 1
30.	12W7010	Nose Assembly Slat No. 1
31.	12W6510	Aft Assembly Slat No. 1
32.	12W6010	Fixed Leading Edge Assembly No. 1
33.	12W6600	Slat Assembly No. 2 (F-111A)
33.	12W6100	Leading Edge Installation No. 2
34.	12W7110	Nose Assembly Slat No. 2
35.	12W6610	Aft Assembly Slat No. 2
36.	12W6110	Fixed Leading Edge Assembly No. 2
37.	12W1700	Slat Assembly No. 3 (F-111A)
37.	12W1200	Leading Edge Installation No. 3 (F-111E)
38.	12W2210	Nose Assembly Slat No. 3
39.	12W1710	Aft Assembly Slat No. 3
40.	12W6210	Fixed Leading Edge Assembly No. 3
41.	12W1800	Slat Assembly No. 4 (F-111A)
41.	12W1300	Leading Edge Installation (FB-111A)
42.	12W2310	Nose Slat Assembly No. 4
43.	12W1810	Aft Assembly Slat No. 4
44.	12W6310	Leading Edge Assembly No. 4
45.	12W5900	Slat Assembly No. 5 (FB-111A)
46.	12W5410	Nose Assembly Slat No. 5 (FB-111A)
47.	12W5310	Aft Assembly Slat No. 5 (FB-111A)
48.	12W5910	Fixed Leading Edge No. 5 (FB-111A)
49.	12W7550	Trailing Edge Hinged Upper Assembly
50.	12W8901	Inboard Auxiliary Flap Track
51.	12W7525	Trailing Edge Fixed Auxiliary Upper Aft
51.	12W7524	Trailing Edge Fixed Auxiliary Upper Fwd
52.	12W8203	Track No. 1
53.	12W996	Cover
54.	12W995	Access Cover Installation
55.	12W494	Upper Panel
56.	12W6010	Door
57.	12W6001	Access Panel
58.	12W950	Upper Skin (F-111A, FB-111A)
58.	12W951	Lower Skin
58.	12W900	Upper Skin (F-111E)
59.	12W6110	Door
60.	12W6210	Access Door
61.	12W6236	Door
62.	12W6204	Door
63.	12W6310	Access Door
64.	12W5910	Door (FB-111A)

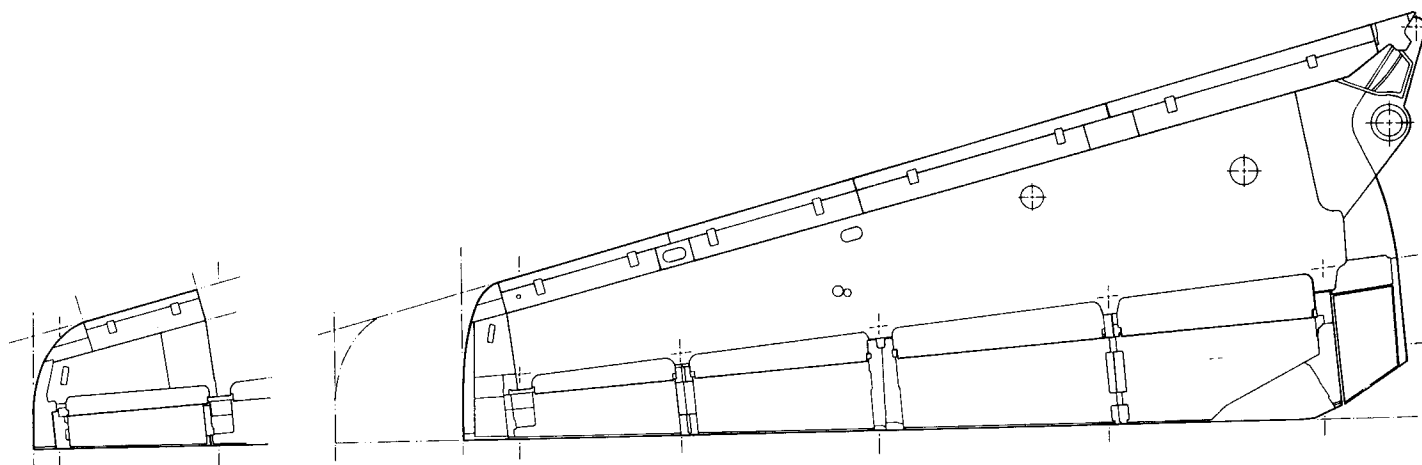
1.	12W8910	Auxiliary Flap Assembly
2.	12W8275	Trailing Edge Flap Assembly
3.	12W9010	Vane No. 1 Assembly
4.	12W8210	Flap No. 1 Assembly
5.	12W9110	Vane No. 2 Assembly
6.	12W8410	Flap No. 2 Assembly
7.	12W9210	Vane No. 3 Assembly
8.	12W8610	Flap No. 3 Assembly

F-111 WING ASSEMBLY - PLAN VIEW

TAC 12-on, NAVY 4-on



UPPER SURFACE

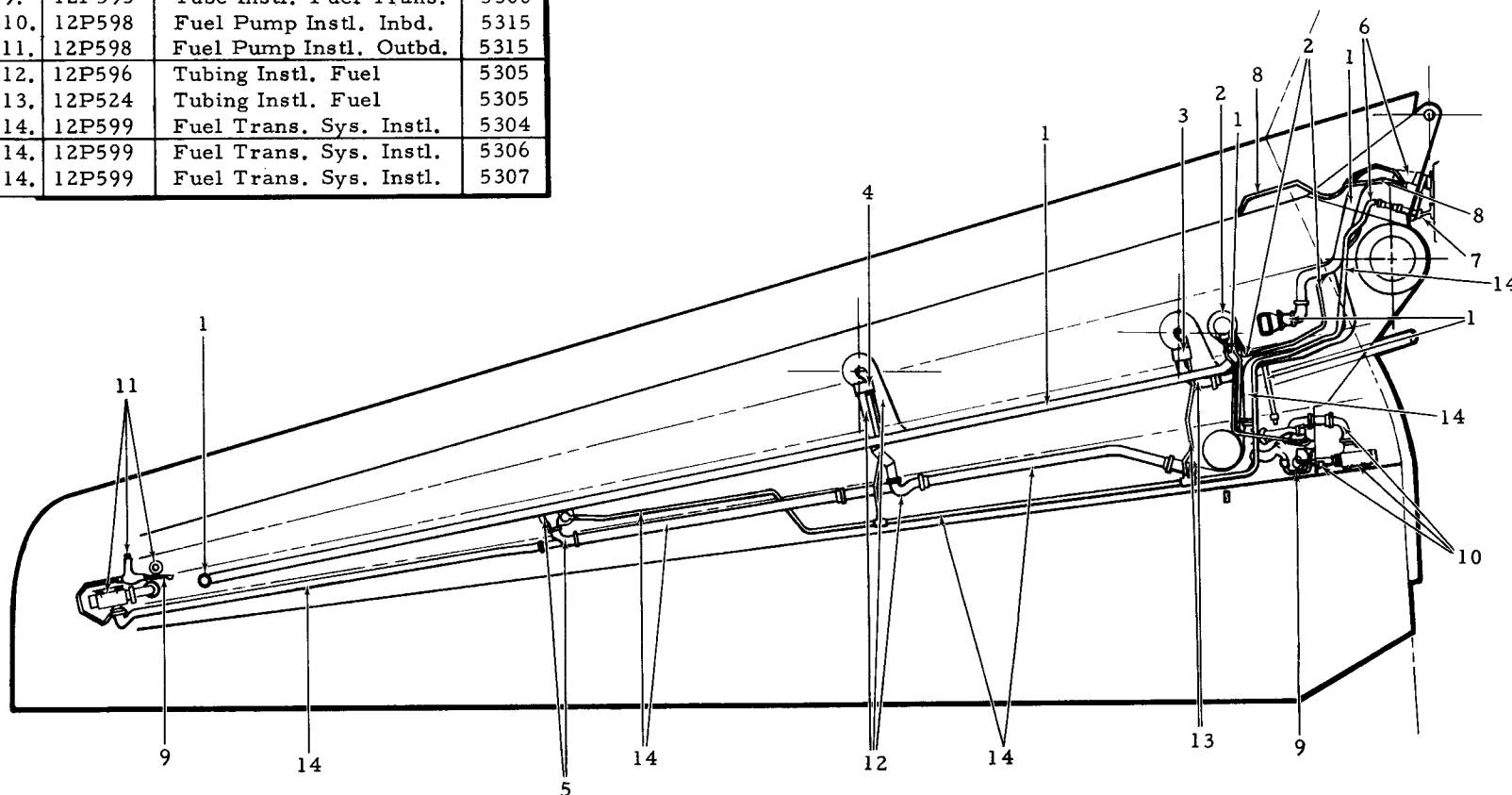
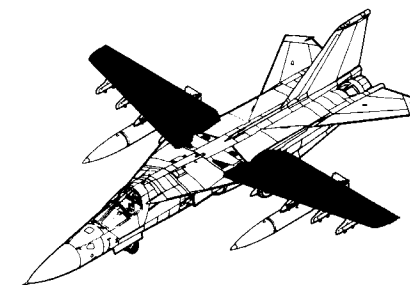


LOWER SURFACE

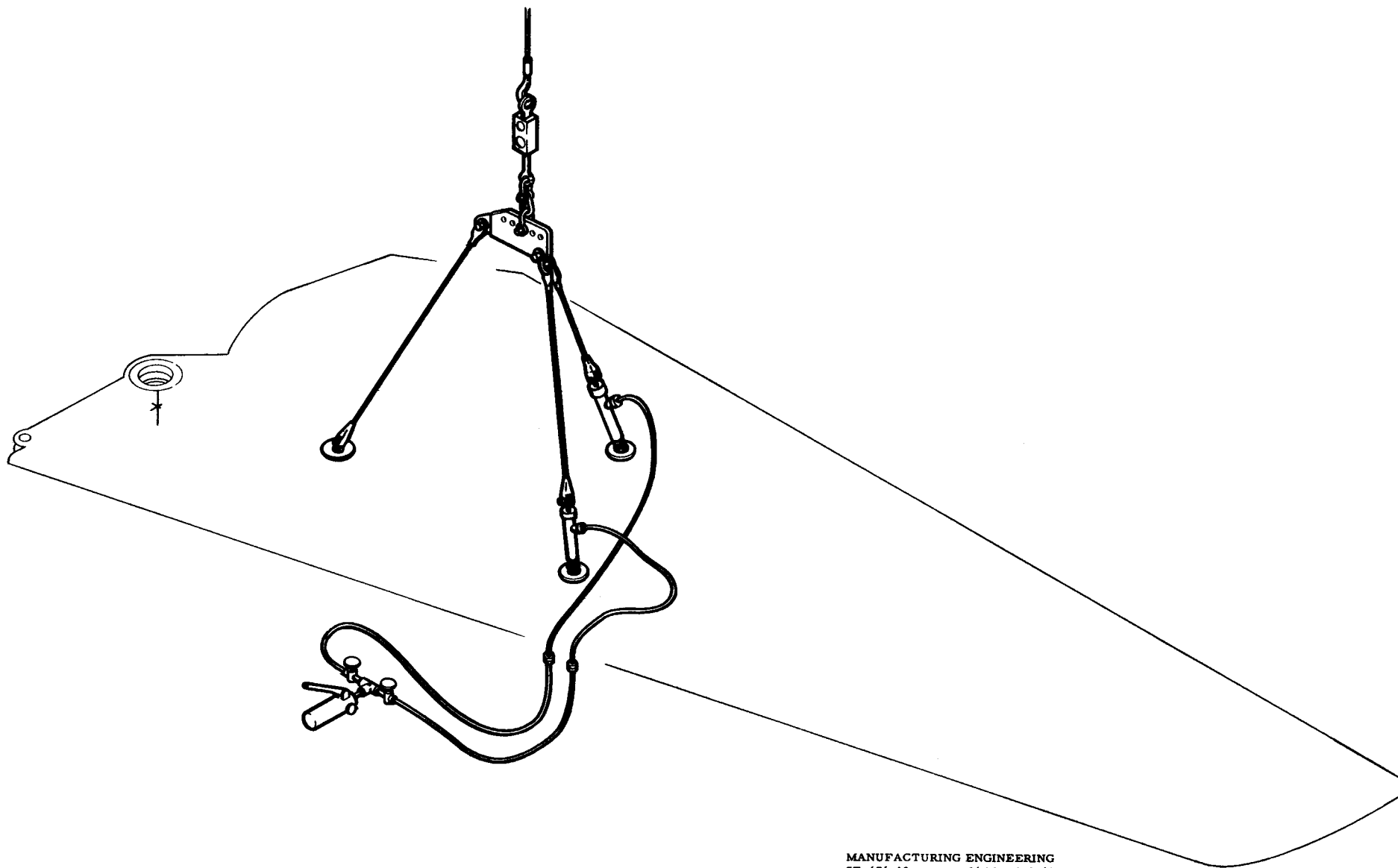
III FUEL SYSTEM TUBING

FOR REFERENCE ONLY

NUMBER	PART NUMBER	NOMENCLATURE	OPERATION NUMBER
1.	12P569	Vent System	5298
2.	12P537	Refuel System	5281
2.	12B539	Refuel System	5281
3.	12P017	Inbd. Piv. Pyl. Fuel	5158
4.	12P017	Outbd. Piv. Pyl. Fuel	5179
5.	12P594	Disconnect Instl.	5296
6.	12P420	Conn. & Drain Instl.	5182
7.	12P425	Conn. & Drain Instl.	5182
8.	12P617	Conn. & Drain Instl.	5182
9.	12P593	Tube Instl. Fuel Trans.	5300
10.	12P598	Fuel Pump Instl. Inbd.	5315
11.	12P598	Fuel Pump Instl. Outbd.	5315
12.	12P596	Tubing Instl. Fuel	5305
13.	12P524	Tubing Instl. Fuel	5305
14.	12P599	Fuel Trans. Sys. Instl.	5304
14.	12P599	Fuel Trans. Sys. Instl.	5306
14.	12P599	Fuel Trans. Sys. Instl.	5307

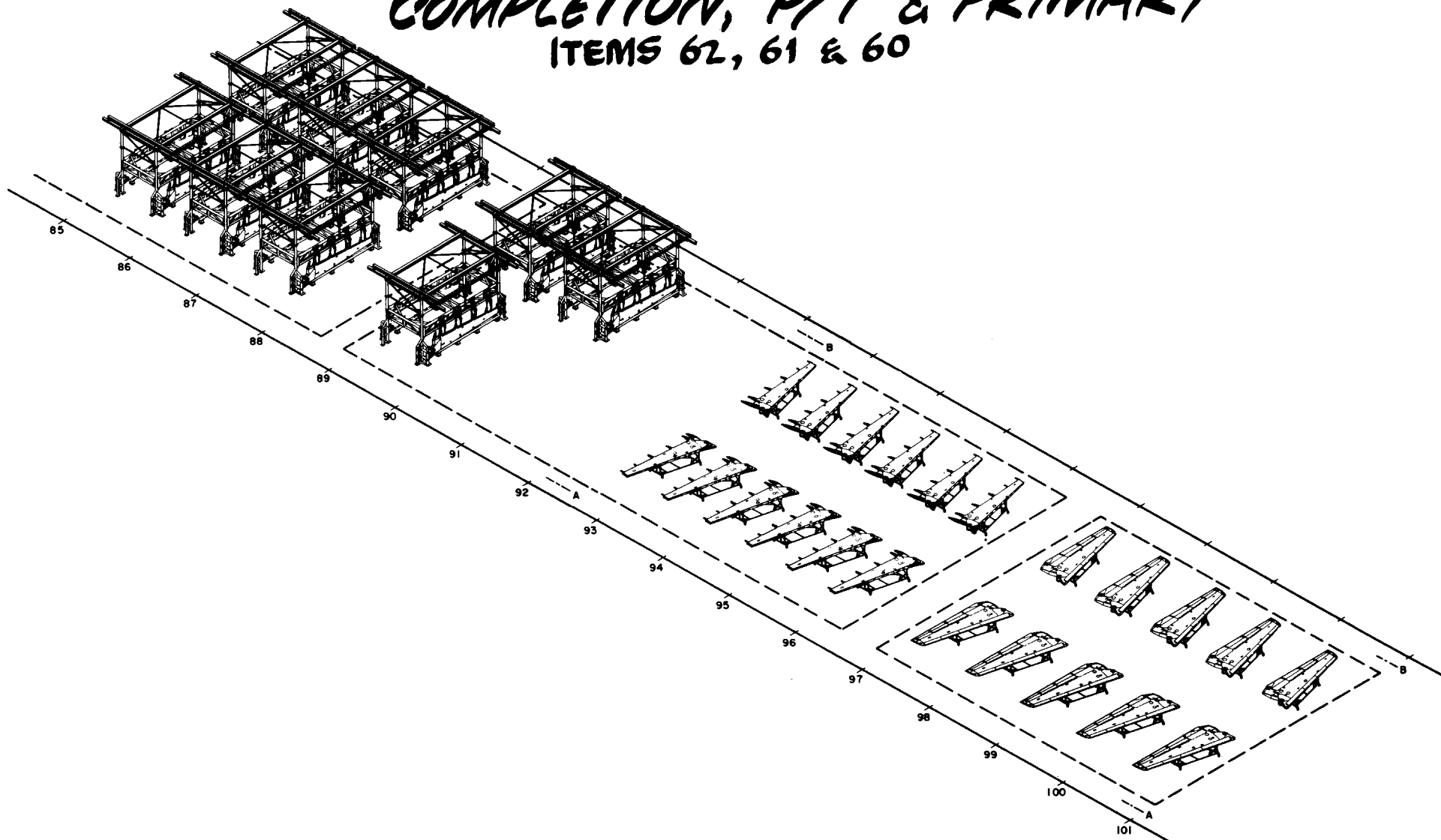


F-111 WING HOISTING FIXTURE

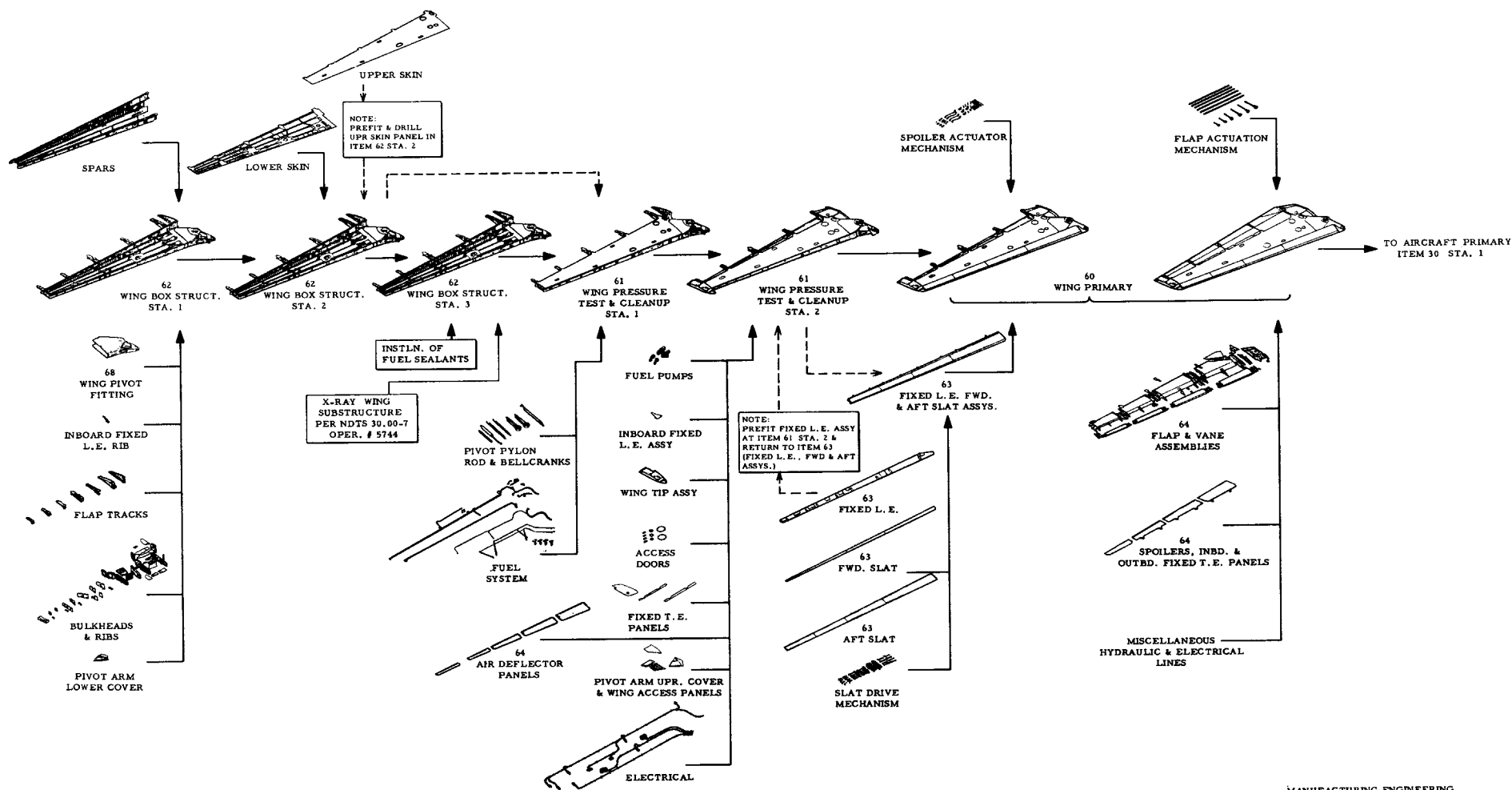


MANUFACTURING ENGINEERING
ST-676-18 16 March 1967

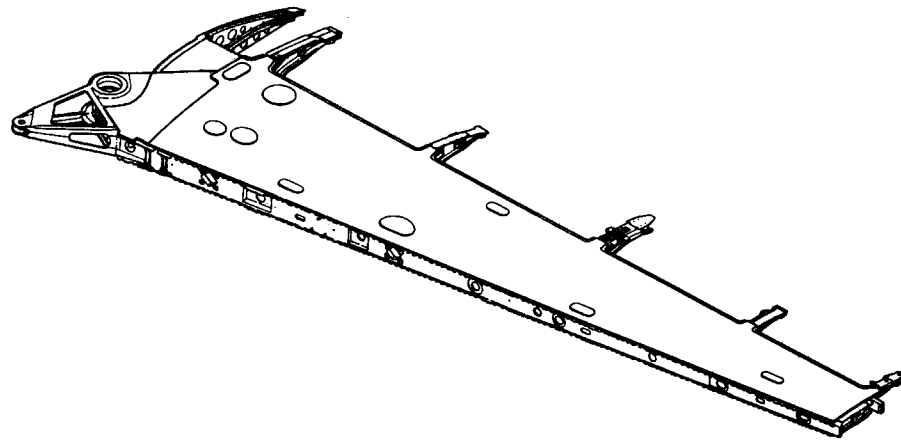
F-111 WING AREA LAYOUT - STRUCTURE, COMPLETION, P/T & PRIMARY ITEMS 62, 61 & 60



F-111F WING MANUFACTURING SEQUENCE

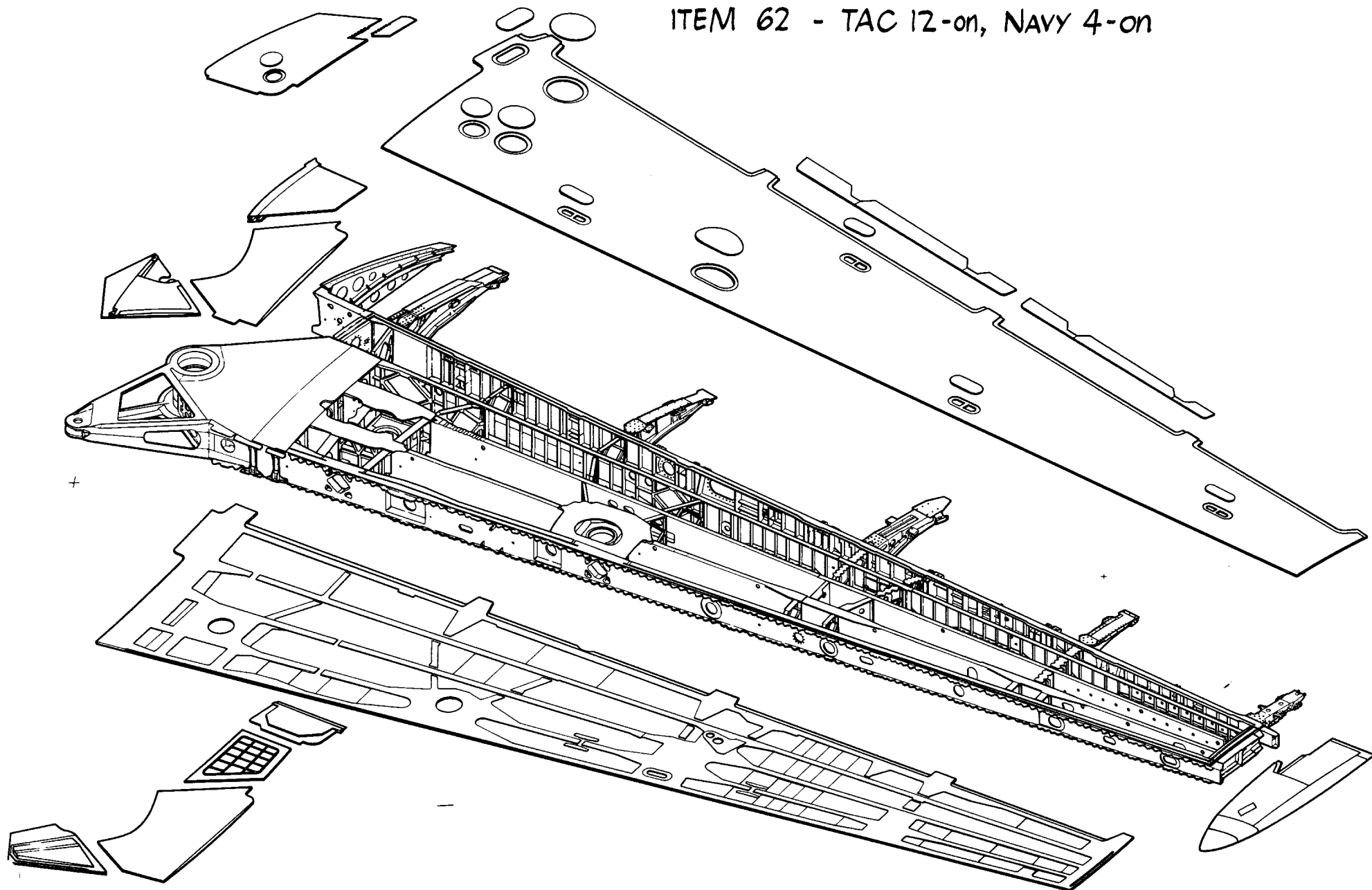


WING BOX ASSY.

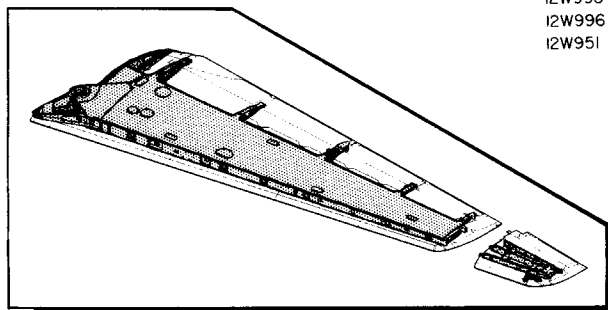


F-111 WING BOX EXPLODED VIEW

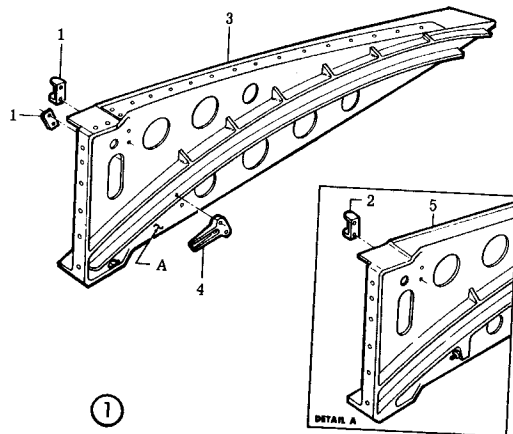
ITEM 62 - TAC 12-on, NAVY 4-on



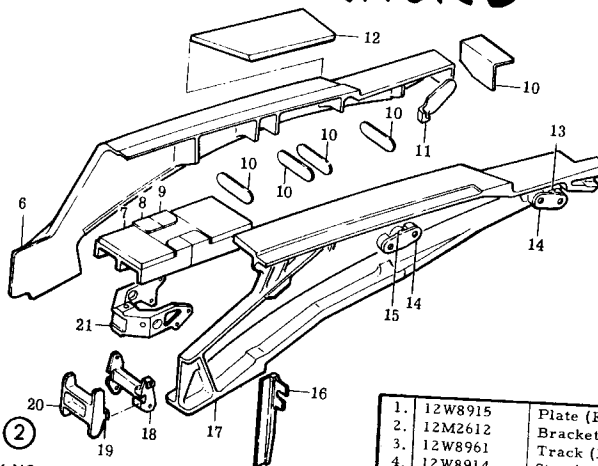
4/17



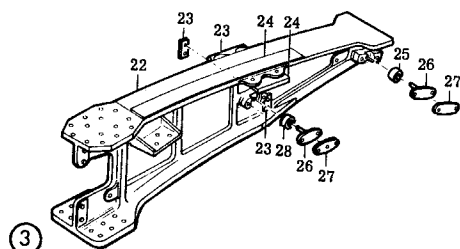
F-111 WING FLAP TRACKS



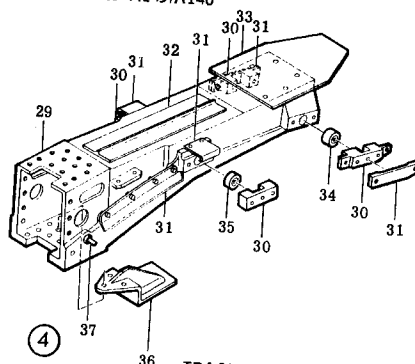
①
INBOARD TRACK
12W8901-A13/A14



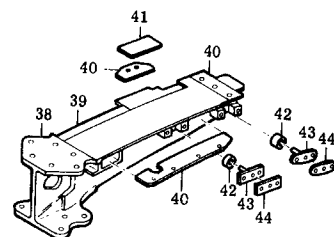
②
TRACK NO. 1
12W8203-A145/A146



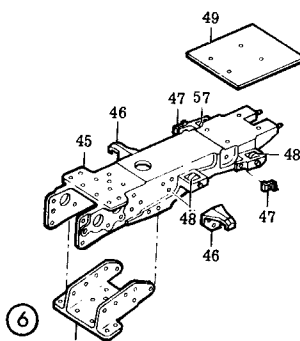
③
TRACK NO. 2
12W8401-A5/A6



④
TRACK NO. 3
12W8601-A821/A822

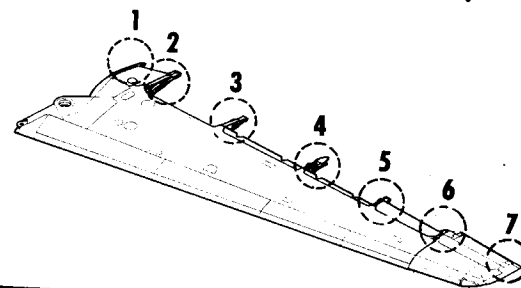


⑤
TRACK NO. 4
12W8301-A9/A10



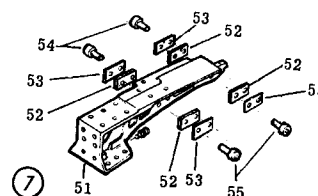
⑥
TRACK NO. 5
12W8802-A309/A810

TAC 31EON, BOMBER 3EON



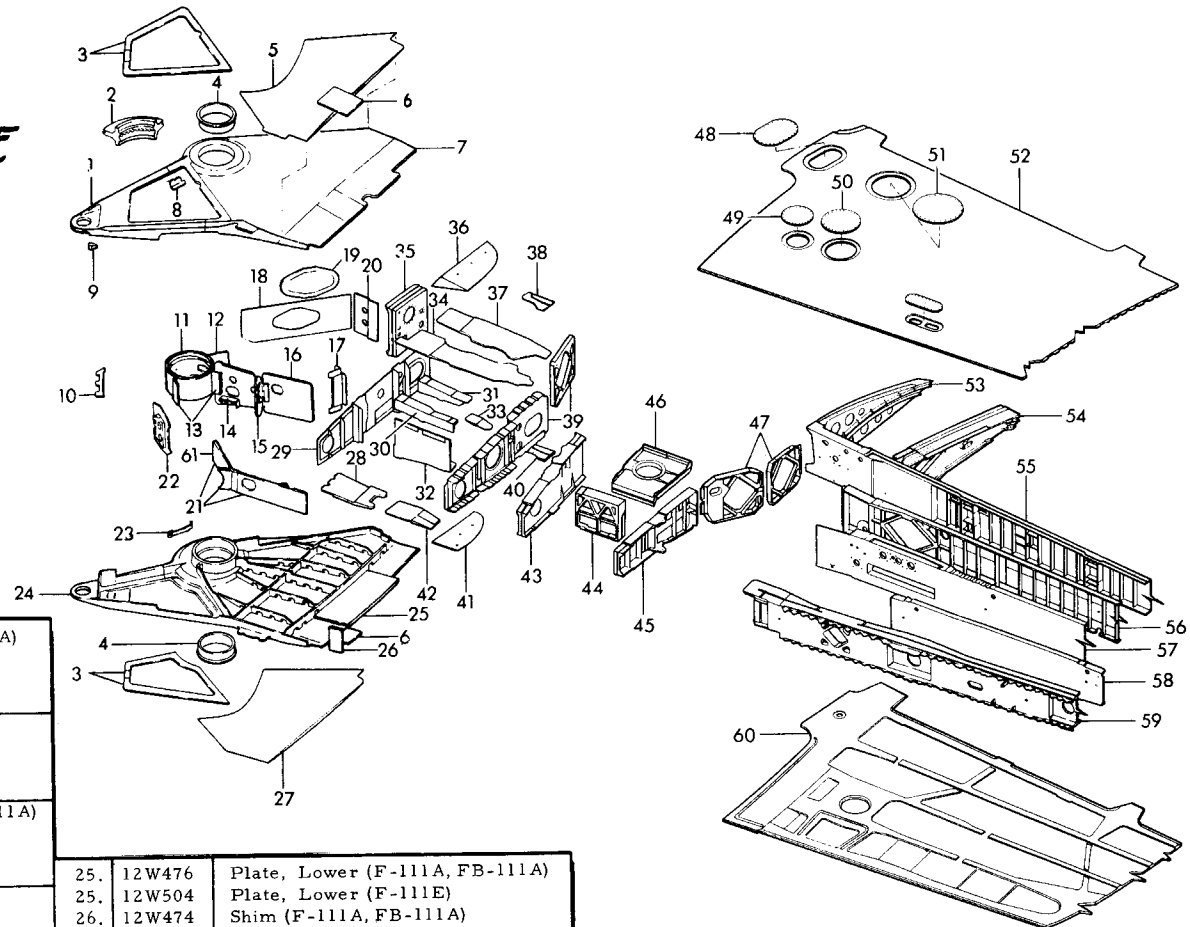
⑦
TRACK NO. 6
FB-111A ONLY

1.	12W8915	Plate (F-111A)	29.	12W8660	Rib
2.	12M2612	Bracket	30.	12W8690	Support (F-111A)
3.	12W8961	Track (F-111A)	31.	12W8685	Guide
4.	12W8914	Stop (F-111A)	32.	12W8187	Seal Assembly
5.	12W8963	Track (F-111E, FB-111A)	33.	12W8601	Plate
6.	12W8962	Track	34.	C680-17-5	Bearing (F-111A)
7.	12W8253	Splice	34.	C4294-17-6	Bearing (FB-111A)
8.	12W8257	Stop	35.	C680-17-4	Bearing (F-111A)
9.	12W8259	Stop	35.	C4294-17-5	Bearing (FB-111A)
10.	12W8203	Plate	36.	12W8694	Bracket
11.	12W8982	Stop (F-111A)	37.	12W8695	Stop
12.	12W8267	Filler (F-111A, FB-111A)	38.	12W8860	Rib
12.	12W8227	Filler (F-111E)	39.	12W8188	Seal Assembly
13.	C680-21-2	Bearing (F-111A)	40.	12W8801	Plate
13.	C4294-21-2	Bearing (F-111E, FB-111A)	41.	12W8801	Rub Strip
14.	12W8287	Shaft (F-111A, FB-111A)	42.	C680-17-1	Roller
14.	12W8282	Shaft (F-111E)	42.	C4294-17-2	Bearing (F-111A)
15.	C680-21-1	Bearing	43.	12W8877	Shaft (F-111A)
16.	12W8279	Stiffener	44.	12W8885	Guide
17.	12W8260	Rib	45.	12W8861	Rib
18.	12W8276	Support	46.	12W8884	Guide
19.	12W8203	Plate	47.	12W8895	Guide
20.	12W8280	Support	48.	C680-12-2	Bearing (F-111E, FB-111A)
21.	12W8278	Support (F-111A)	49.	12W8894	Cover
21.	12W8281	Support (F-111E, FB-111A)	50.	12W8879	Bracket
22.	12W8460	Rib	51.	12W9921	Rib (FB-111A)
23.	12W8485	Guide	52.	12W9911	Shim
24.	12W8087	Seal Assembly	53.	12W911	Rub Strip
25.	C680-17	Bearing (F-111A)	54.	C514-10-20	Roller
25.	C4294-17-1	Bearing (FB-111A)	55.	C514-10-19	Roller
26.	12W8487	Shaft	56.	C680-17-2	Roller (F-111A)
27.	12W8485	Guide	56.	C4294-17-3	Bearing (FB-111A)
28.	C680-17-1	Bearing (F-111A)	57.	C680-12-2	Bearing (F-111A)
28.	C4294-17-2	Bearing (FB-111A)	57.	C4294-12-1	Bearing (FB-111A)



WING BOX SPLICE INSTALLATION

TAC, 31-ON; BOMBER, 3-ON

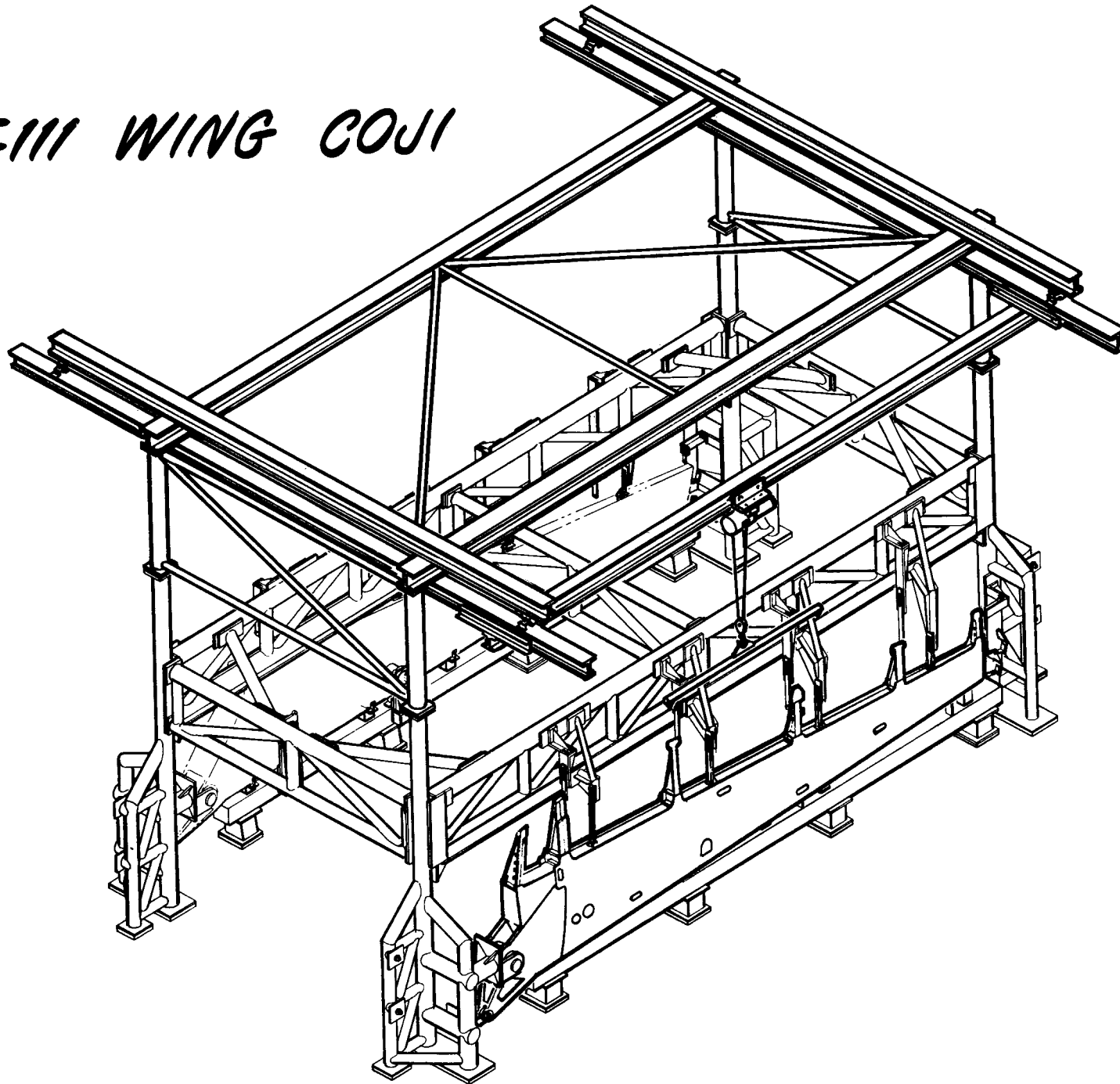


1. 12W475	Arm Plate (F-111A, FB-111A)
1. 12W503	Arm Plate (F-111E)
2. 12W412	Shear Lug
3. 12W473	Shim
4. 12W426	Bushing
5. 12W494	Panel, Wing Pivot, Upper
6. 12W474	Shim (F-111A, FB-111A)
6. 12W502	Shim (F-111E)
7. 12W475	Plate, Upper (F-111A, FB-111A)
7. 12W503	Plate, Upper (F-111E)
8. 12W427	Bracket (F-111A, FB-111A)
9. 12W433	Bracket
10. 12W6401	Retainer
11. 12W478	Ring
12. 12W472	Flange (F-111A, FB-111A)
13. 12W472	Flange
14. 12P581	Bracket (F-111A)
15. 12W406	Stiffener (F-111A, FB-111A)
15. 12W529	Stiffener (F-111E)
16. 12W490	Web, Center (F-111A, FB-111A)
16. 12W527	Web, Center (F-111E)
17. 12W984	Bracket (F-111A, FB-111A)
17. 12W528	Bracket (F-111E)
18. 12W492	Web (F-111A, FB-111A)
18. 12W592	Web (F-111E)
19. 12W473	Seal
20. 12W477	Web (F-111A, FB-111A)
20. 12W498	Web (F-111E)
21. 12W477	Web
22. 12W491	Plate
23. 12W427	Bracket
24. 12W476	Arm Plate (F-111A, FB-111A)
24. 12W504	Arm Plate (F-111E)

25. 12W476	Plate, Lower (F-111A, FB-111A)
25. 12W504	Plate, Lower (F-111E)
26. 12W474	Shim (F-111A, FB-111A)
26. 12W502	Shim (F-111E)
27. 12W495	Panel, Wing Pivot, Lower
28. 12W986	Doubler
29. 12W911	Bulkhead No. 1
30. 12W982	Flange
31. 12W983	Flange
32. 12W985	Web Spar
33. 12W988	Splice
34. 12W972	Doubler
35. 12W916	Bulkhead No. 0
36. 12W952	Fairing
37. 12W974	Doubler
38. 12W954	Spacer (F-111A)
39. 12W920	Bulkhead No. 1.5
40. 12W954	Spacer
41. 12W953	Fairing
42. 12W973	Doubler
43. 12W822	Bulkhead
44. 12W824	Pylon Housing Support

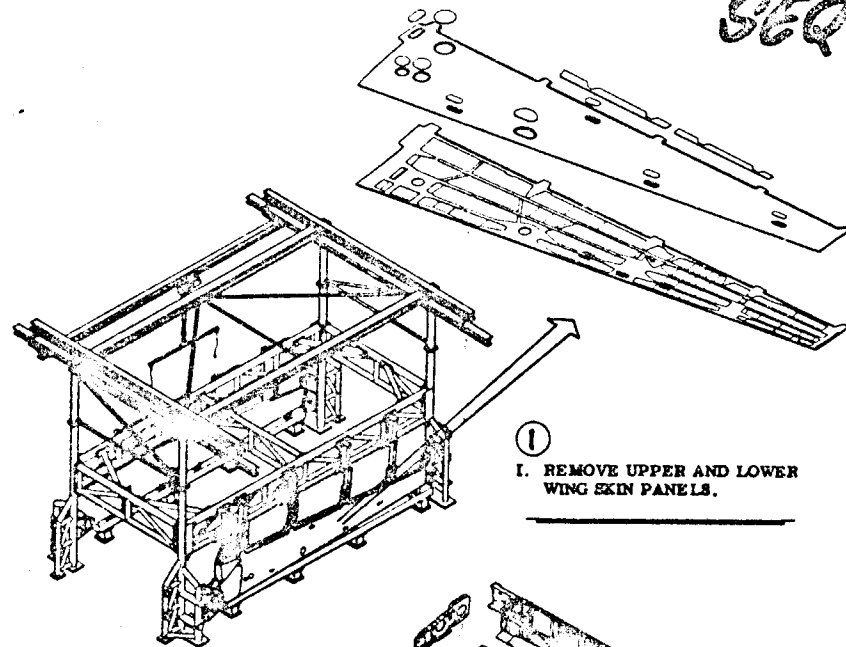
45. 12W823	Pylon Housing Bulkhead
46. 12W961	Pylon Pivot Housing
47. 12W917	Bulkhead No. 1.7
48. 12W941	Access Door
49. 12W945	Access Door
50. 12W942	Access Door
51. 12W941	Access Door
52. 12W950	Skin, Upper
53. 12W8961	Track No. 0
54. 12W8203	Track No. 1
55. 12W905	Spar, Rear
56. 12W904	Spar, Aft. Auxiliary
57. 12W903	Center Spar
58. 12W902	Fwd Auxiliary Spar
59. 12W908	Front Spar
60. 12W951	Skin, Lower
61. 12W477	Web (F-111A, FB-111A)
61. 12W588	Web (F-111E)

F-111 WING COU

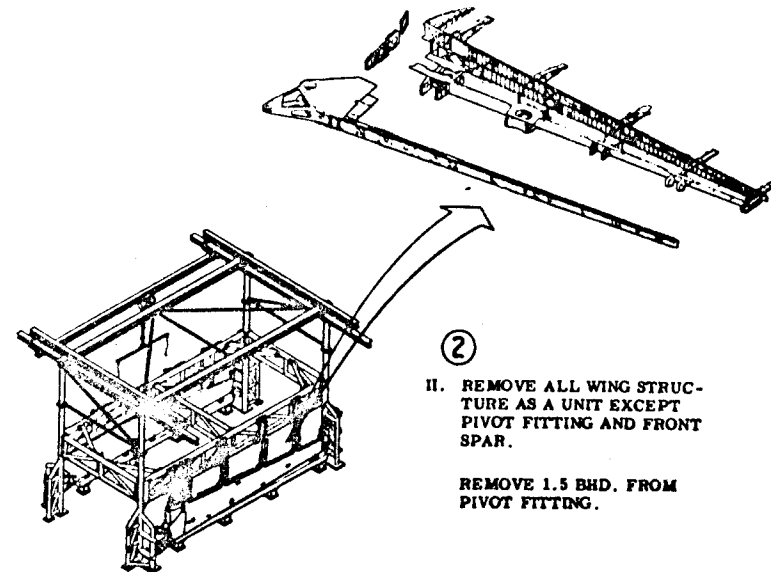


WING DISASSEMBLY MANUFACTURING SEQUENCE

421

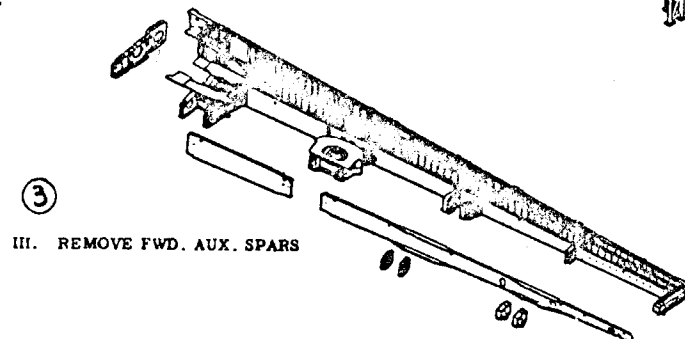


- ①
I. REMOVE UPPER AND LOWER
WING SKIN PANELS.

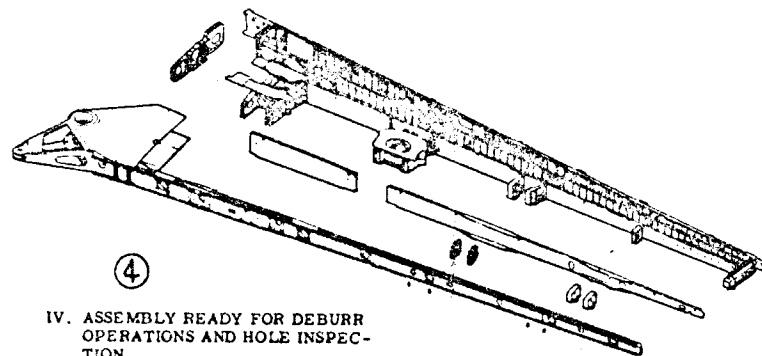


- ②
II. REMOVE ALL WING STRUC-
TURE AS A UNIT EXCEPT
PIVOT FITTING AND FRONT
SPAR.

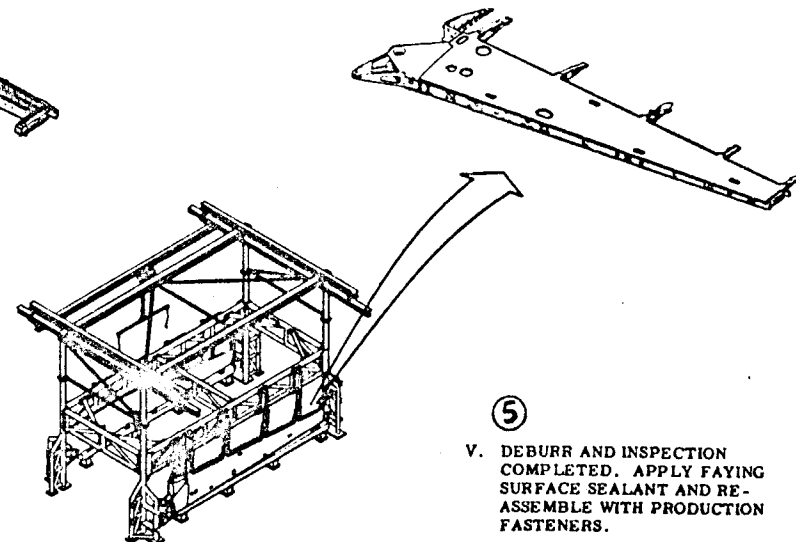
REMOVE 1.5 BHD. FROM
PIVOT FITTING.



- ③
III. REMOVE FWD. AUX. SPARS

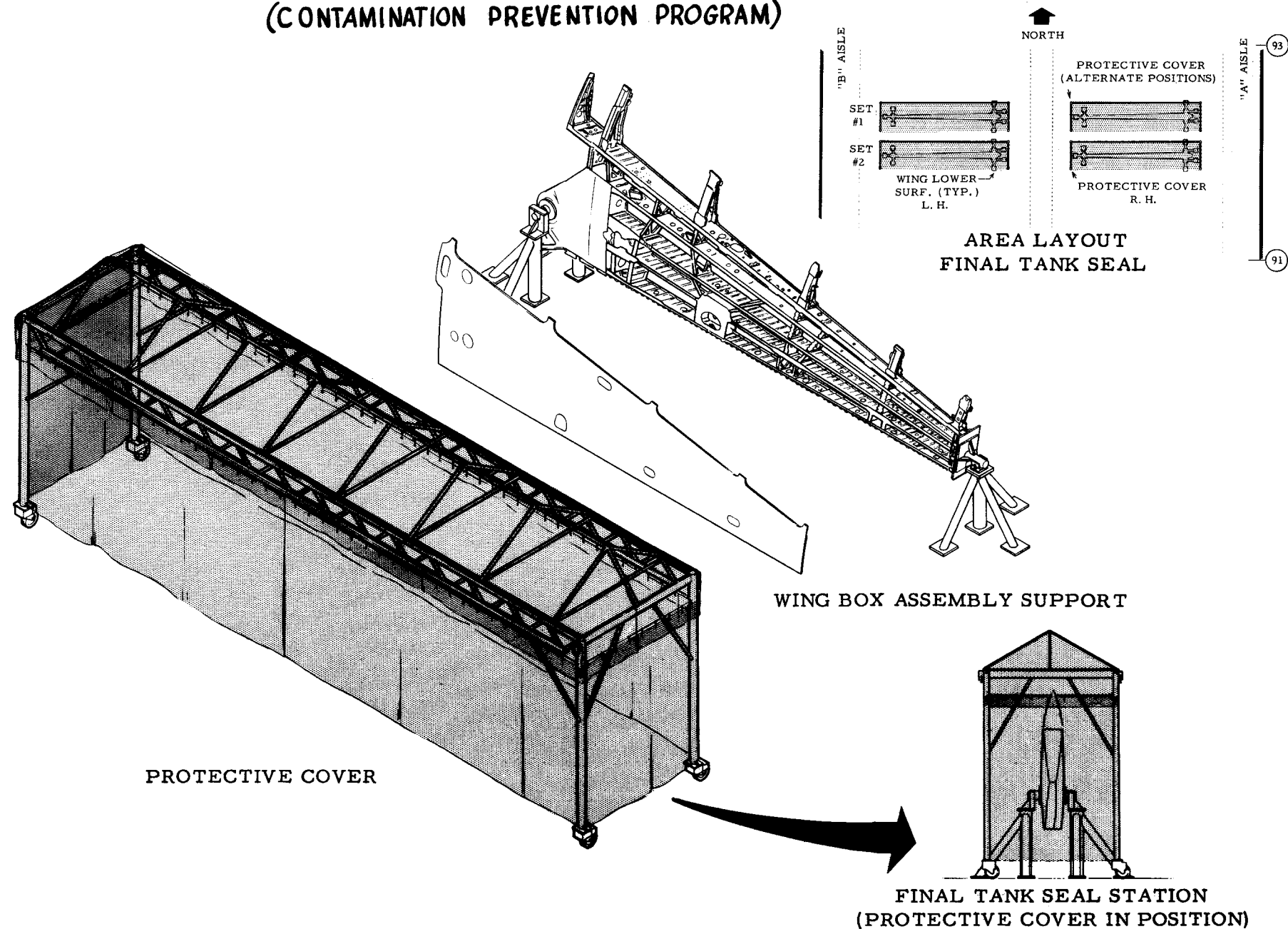


- ④
IV. ASSEMBLY READY FOR DEBURR
OPERATIONS AND HOLE INSPEC-
TION.

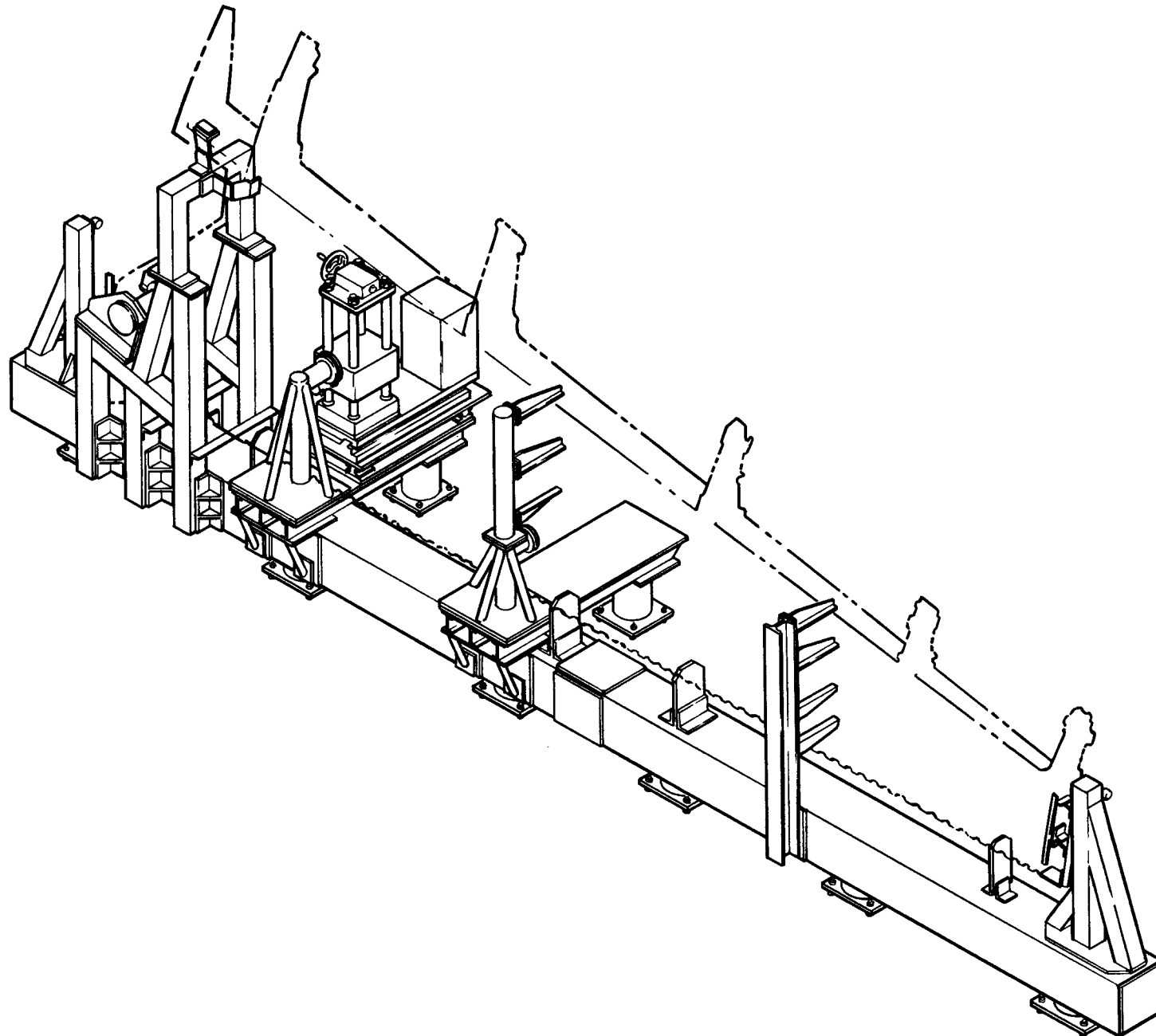


- ⑤
V. DEBURR AND INSPECTION
COMPLETED. APPLY FAYING
SURFACE SEALANT AND RE-
ASSEMBLE WITH PRODUCTION
FASTENERS.

F-111 FINAL WING TANK SEALING (CONTAMINATION PREVENTION PROGRAM)

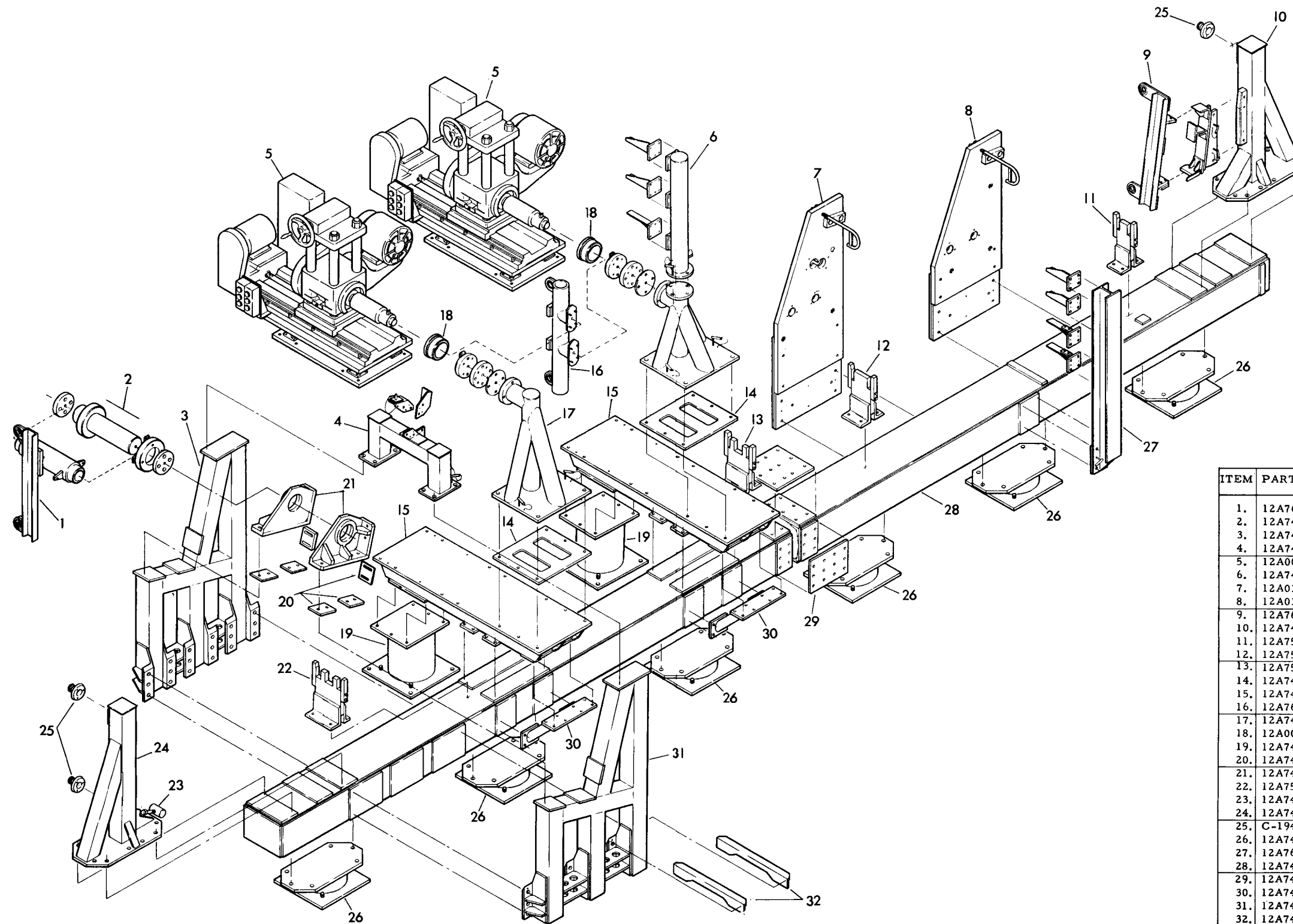


111 AGERD 0318-FIXTURE ASSY, HOLDING, WING



111 WING HOLDING FIXTURE - 12A0318

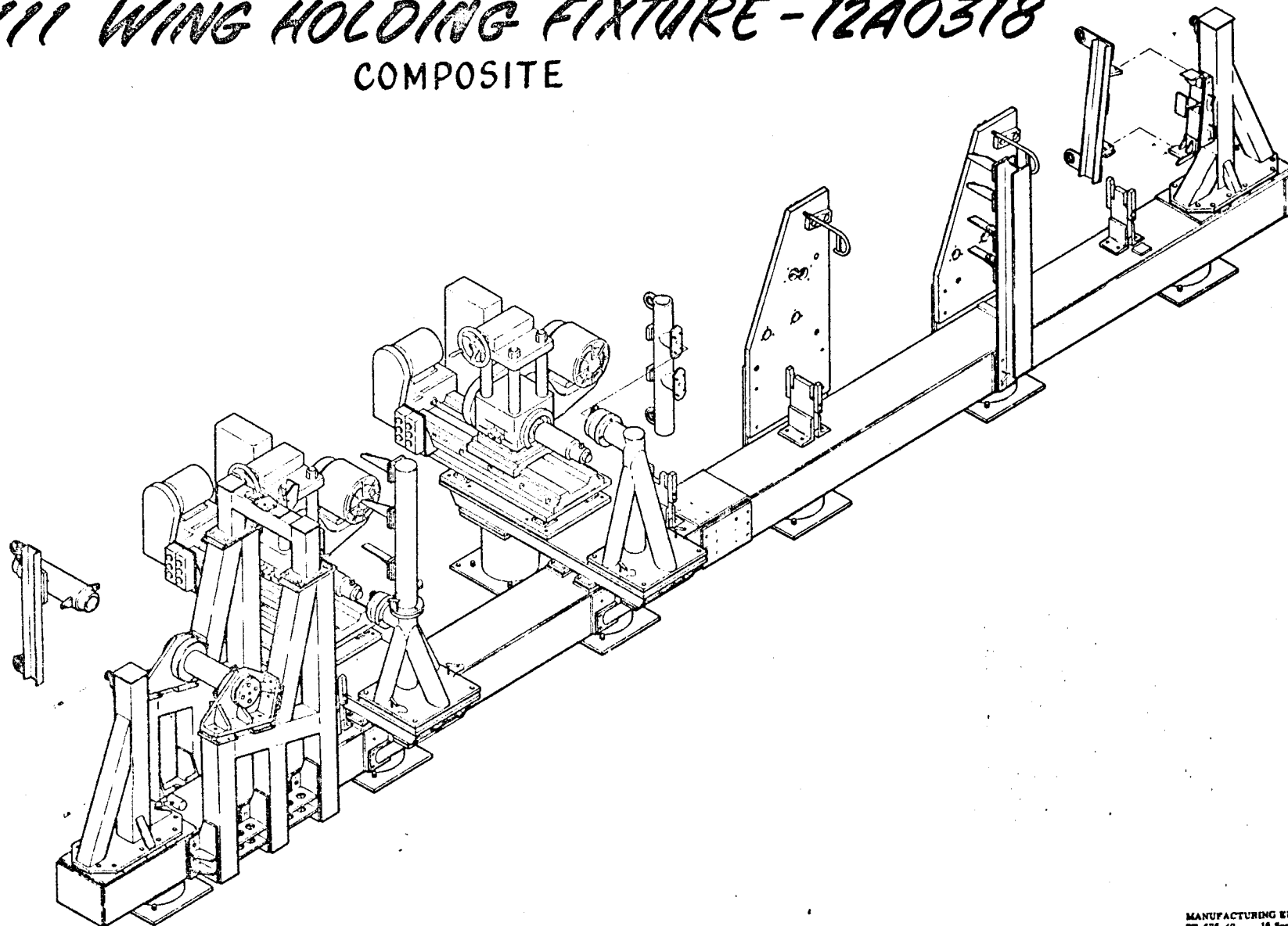
ASSEMBLY BREAKDOWN



ITEM	PART #	NOMENCLATURE
1.	12A7645	Alignment Fixture Assy.
2.	12A7492	Pin Assy, Wing Pivot
3.	12A7492	Support Assy, Wing Pivot
4.	12A7493	Locator Assy
5.	12A0033	Boring Mill Assy
6.	12A7488	Fixture Inst., Outbd, Pivot Pylon
7.	12A0395	Drill Jig, Inbd, Fixed Pylon
8.	12A0395	Drill Jig, Outbd, Fixed Pylon
9.	12A7645	Alignment Fixture Assy.
10.	12A7495	Fixture Inst. Bhd 5.0
11.	12A7500	Support, F. Spar, F. S. A. 360.84
12.	12A7500	Support, F. Spar, F. S. A. 262.39
13.	12A7500	Support, F. Spar, F. S. S. 217.14
14.	12A7489	Plate
15.	12A7489	Base Assy, Boring Mill
16.	12A7645	Alignment Fixture Assy
17.	12A7488	Fixture Inst, Inbd Pivot Pylon
18.	12A0033	Bushing
19.	12A7489	Support Assy
20.	12A7492	Shims
21.	12A7492	Guide Assy, Wing Pivot Pin
22.	12A7500	Support, F. Spar, F. S. A. 114.75
23.	12A7493	Bolt-Shaft, Wing Act.
24.	12A7493	Support Stand
25.	C-1942	Mount Assy.
26.	12A7490	Base Assy
27.	12A7641	Fixture Inct, Spar Locating
28.	12A7490	Beam Assy.
29.	12A7490	Splice Plates, Beam
30.	12A7489	Brace Assy, Boring
31.	12A7492	Support Assy, Wing Pivot
32.	12A7492	Brace

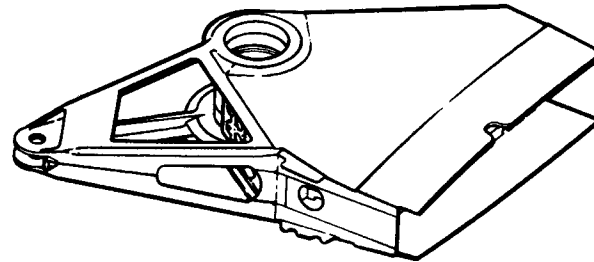
III WING HOLDING FIXTURE-12A0318

COMPOSITE



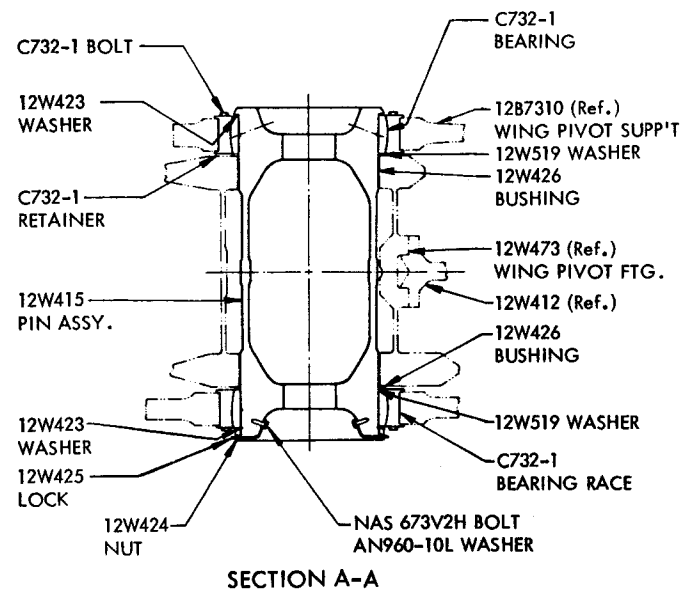
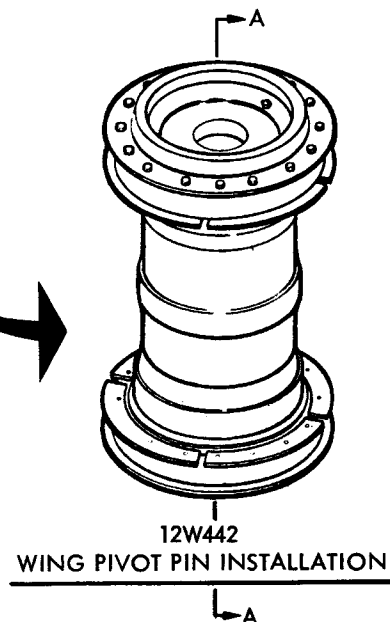
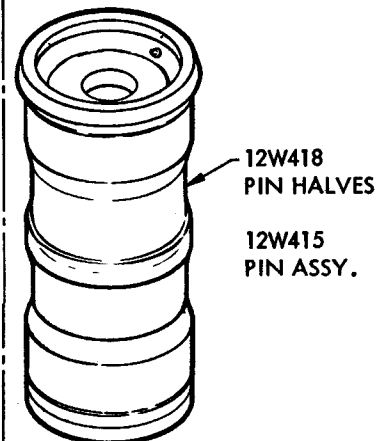
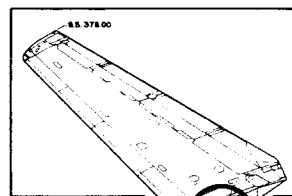
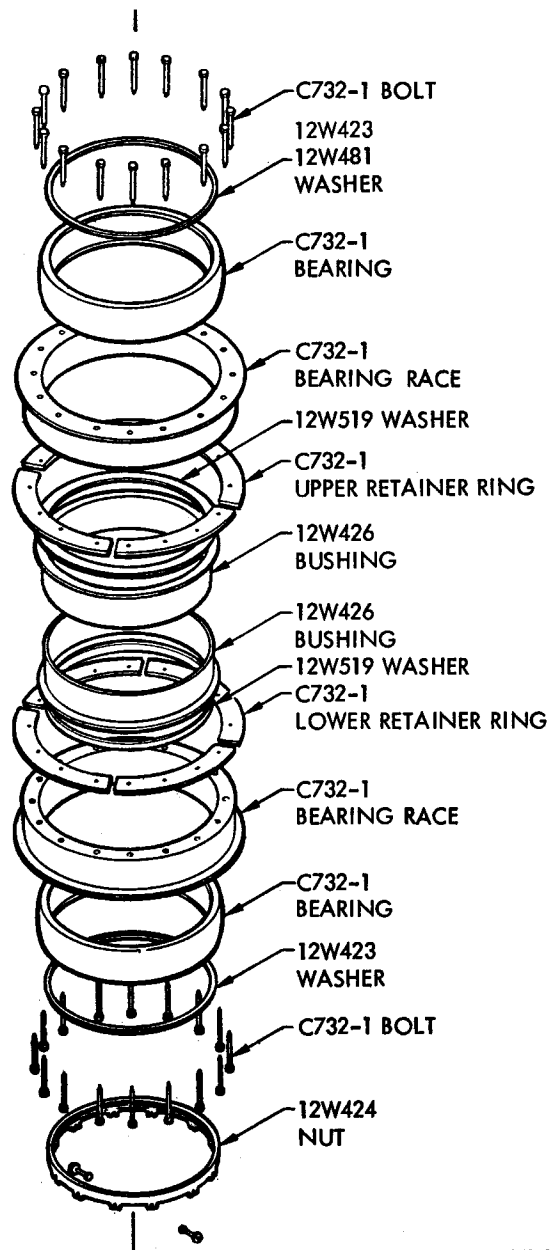
MANUFACTURING ENGINEERING
87-676-40 16 September 1968

WING PIVOT ASSY.



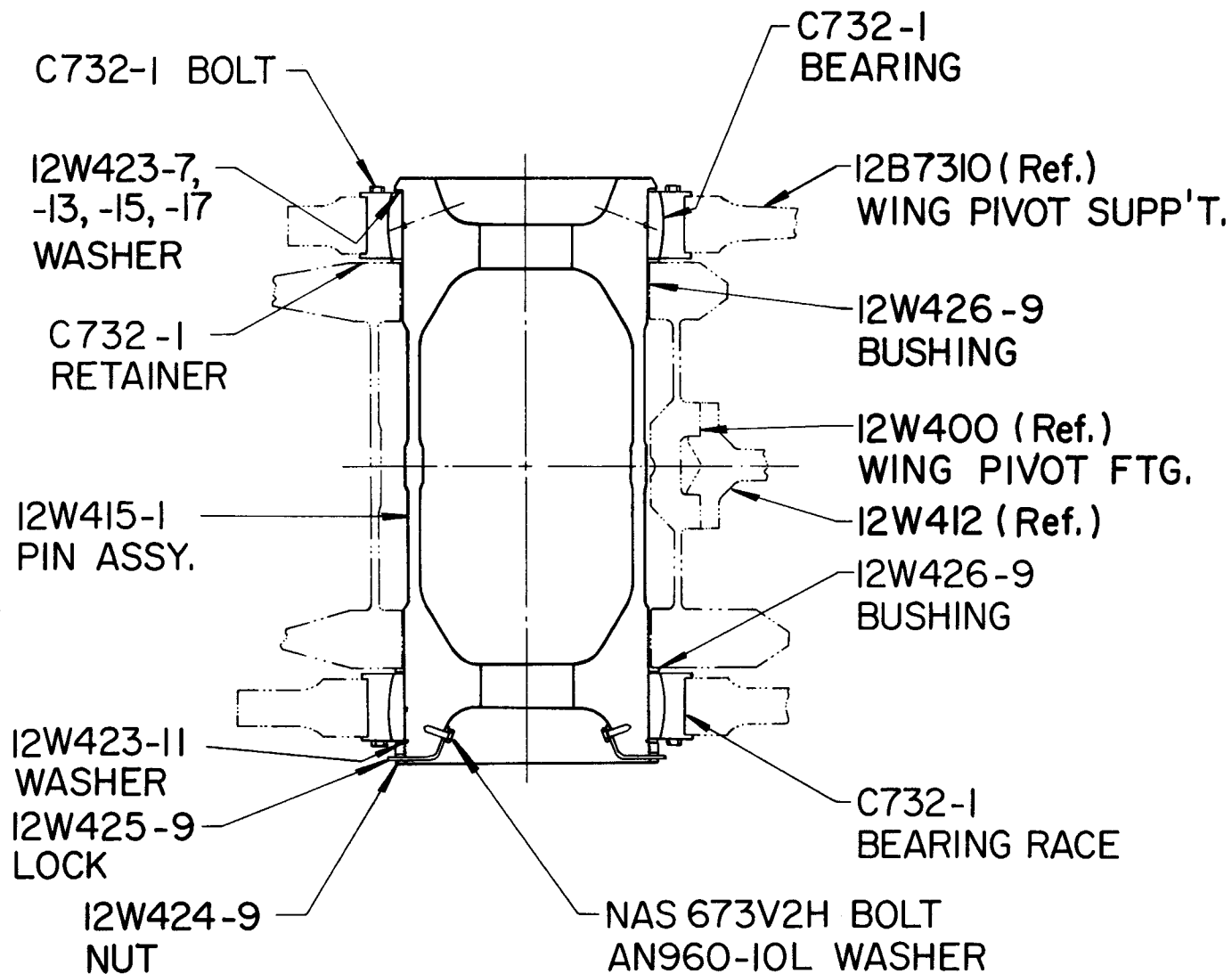
F-111 WING PIVOT PIN

TAC 31-ON, BOMBER 3-ON



F.111 WING PIVOT PIN CROSS SECTION

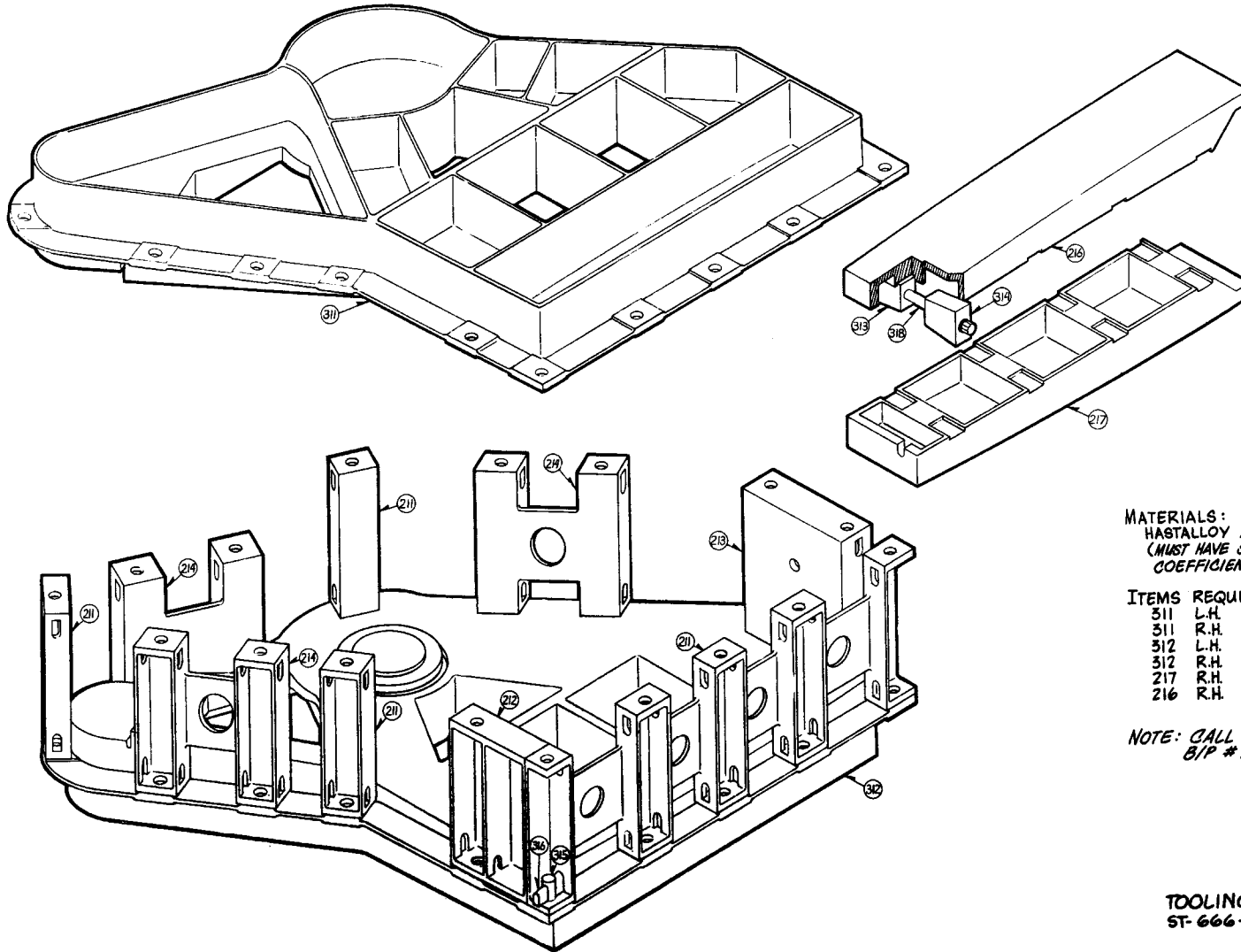
A1, 1-on; A2, 1-on; A6, 1-on; B1, 1-on; D1, 1-on



SECTION A-A

F-111 WING PIVOT FITTING HTFX

044386 (RH) - 044385 (LH)



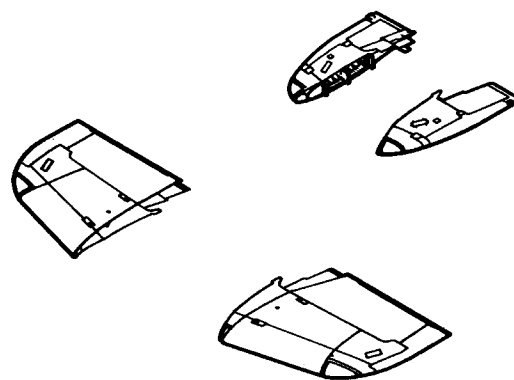
MATERIALS:
HASTALLOY X OR EQUIVALENT
(MUST HAVE SAME EXPANSION
COEFFICIENT)

ITEMS REQUIRED:
311 L.H.
311 R.H.
312 L.H.
312 R.H.
217 R.H.
216 R.H.

NOTE: CALL OUTS ARE REF. TO
B/P # 12W474 - SHIT. 1 THRU 6.

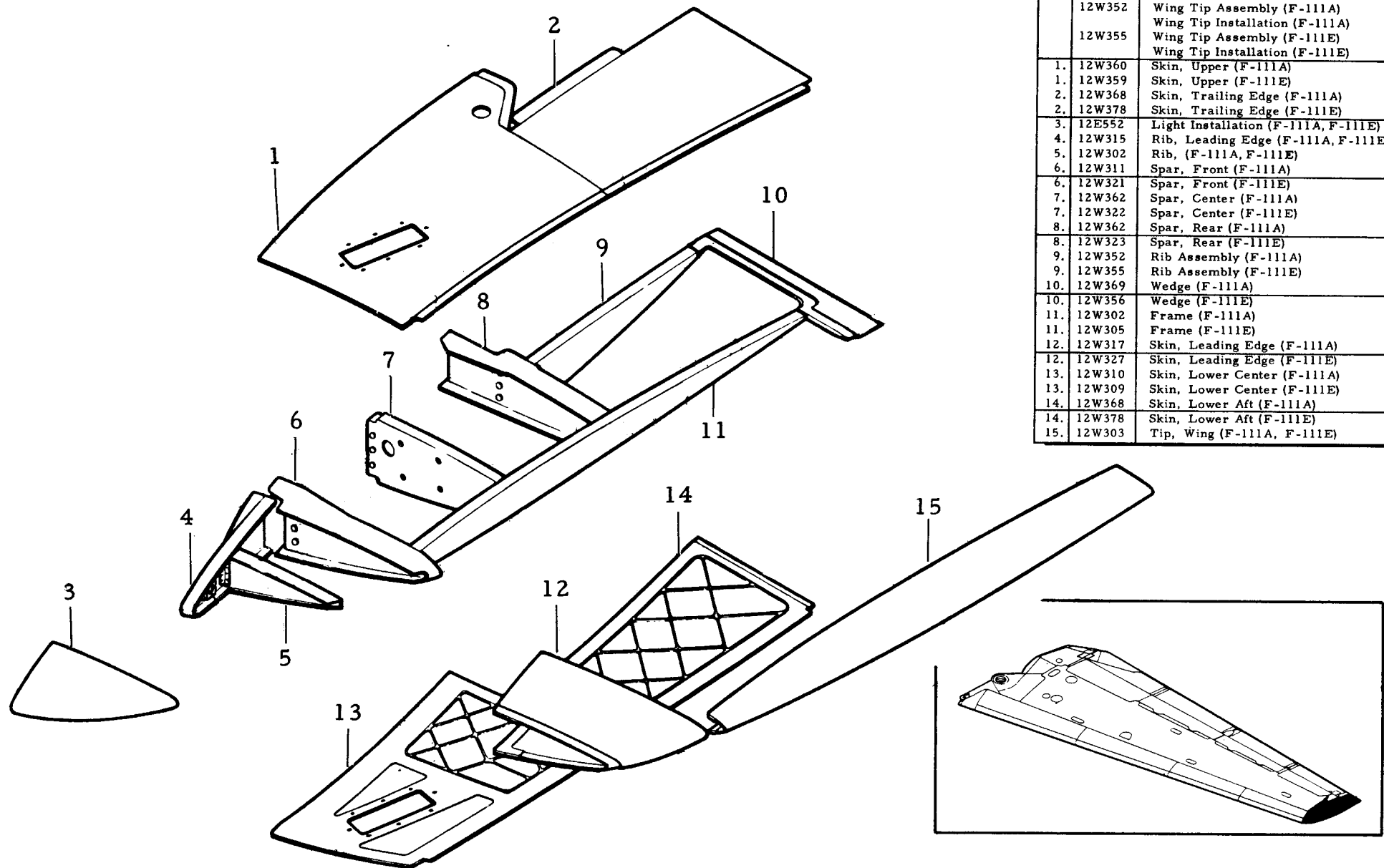
TOOLING DEPARTMENT
ST-666-6 DEC. 7, 1966

WING TIPS



F-111 WING TIP

TAC 31-36

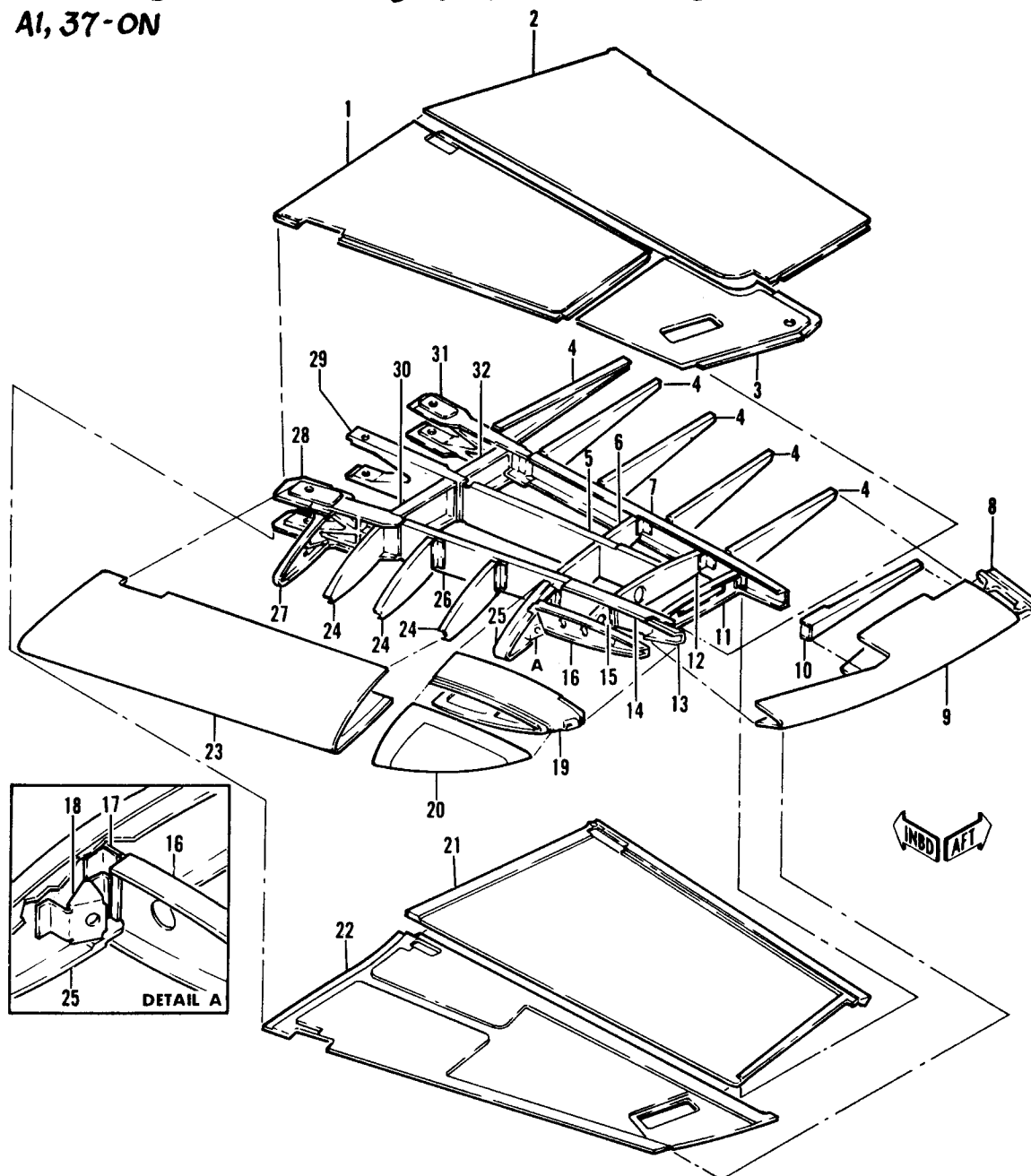


	12W352	Wing Tip Assembly (F-111A)
	12W355	Wing Tip Installation (F-111A)
1.	12W360	Wing Tip Assembly (F-111E)
1.	12W359	Wing Tip Installation (F-111E)
2.	12W368	Skin, Upper (F-111A)
2.	12W378	Skin, Upper (F-111E)
3.	12E552	Skin, Trailing Edge (F-111A)
4.	12W315	Skin, Trailing Edge (F-111E)
5.	12W302	Light Installation (F-111A, F-111E)
6.	12W311	Rib, Leading Edge (F-111A, F-111E)
6.	12W321	Rib, (F-111A, F-111E)
7.	12W362	Spar, Front (F-111A)
7.	12W322	Spar, Front (F-111E)
8.	12W362	Spar, Center (F-111A)
8.	12W323	Spar, Center (F-111E)
9.	12W352	Spar, Rear (F-111A)
9.	12W355	Spar, Rear (F-111E)
10.	12W369	Rib Assembly (F-111A)
10.	12W356	Rib Assembly (F-111E)
11.	12W302	Wedge (F-111A)
11.	12W305	Wedge (F-111E)
12.	12W317	Frame (F-111A)
12.	12W327	Frame (F-111E)
13.	12W310	Skin, Leading Edge (F-111A)
13.	12W309	Skin, Leading Edge (F-111E)
14.	12W368	Skin, Lower Center (F-111A)
14.	12W378	Skin, Lower Center (F-111E)
15.	12W303	Skin, Lower Aft (F-111A)
15.	12W303	Skin, Lower Aft (F-111E)

ECP 0786 F-111A SKIP-ON FERRY WING TIP

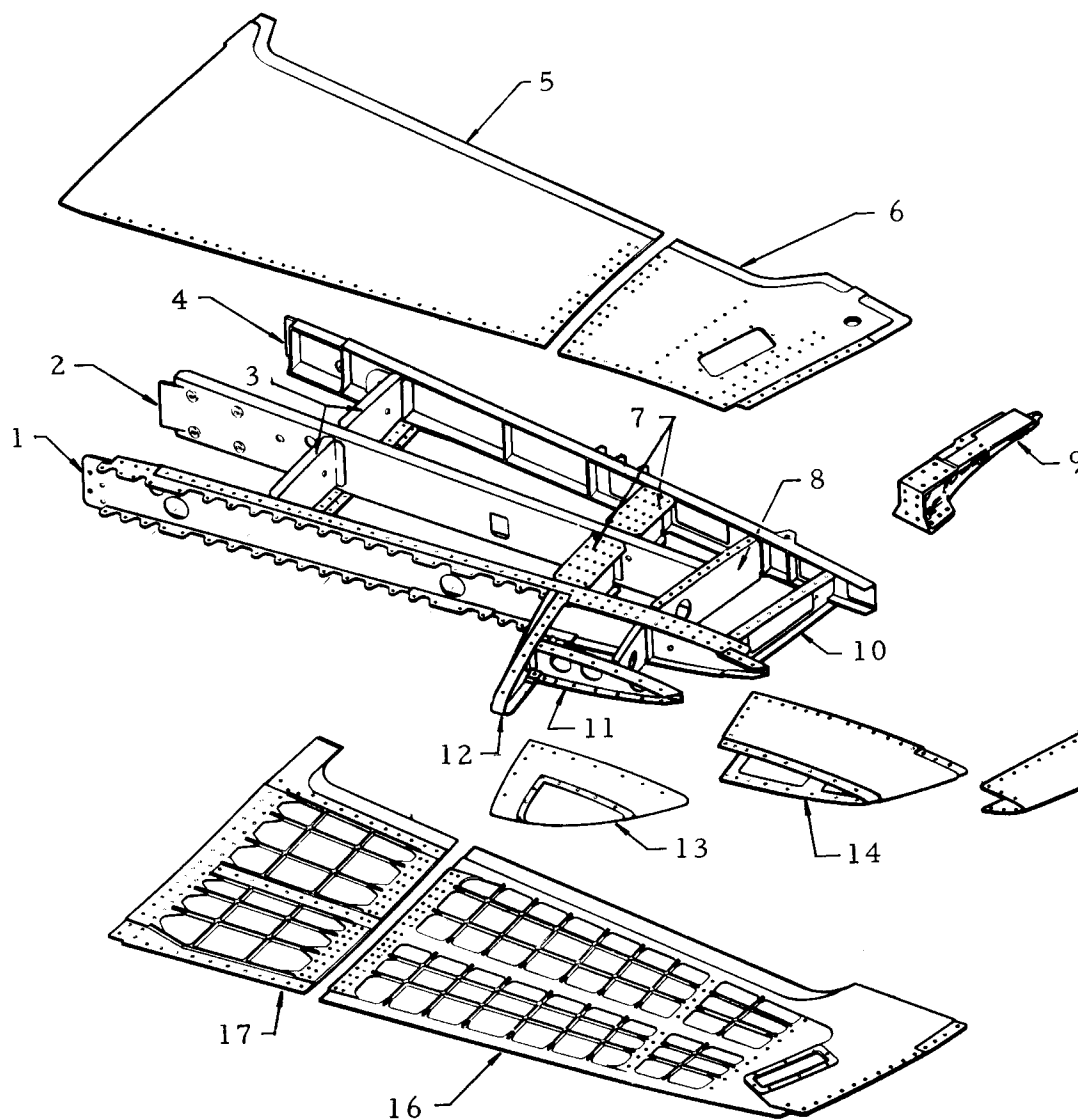
AI, 37-ON

12W556		Tip Assembly
1.	12W570	Skin - Upper, Wing Tip - Ferry
2.	12W580	Skin - T. E., Upper
3.	12W5158	Skin - Upper, Outbd.
4.	12W579	Rib - Ferry Tip, T. E.
5.	12W558	Spar - Center
6.	12W567	Former - Intermediate
7.	12W559	Spar - Rear
8.	12W5164	Wedge - Edge Member
9.	12W5153	Tip Assy. - Wing Ferry
10.	12W5153	Former - Tip, Ferry
11.	12W5160	Rib - Outbd, Wing Tip
12.	12W5120	Rib - Intermed., Wing Tip
13.	12W557	Doubler - Front Spar
14.	12W557	Spar - Front
15.	12W5120	Rib - Intermed.
16.	12W5117	Rib - Fwd.
17.	12W5152	Support - Tip Assy.
18.	12E2602	Support - Light, Ferry Tip
19.	12W5119	Skin - Tip, L. E.
20.	12E2600	Light Instl. - Wing Ferry Tip
21.	12W581	Skin - T. E., Lower
22.	12W571	Skin - Lower, Wing Tip
23.	12W561	Skin - Fixed L. E.
24.	12W563	Rib - L. E., Formed
25.	12W564	Rib - L. E., Front Spar, Sta. 414.9
26.	12W557	Spar - Front, Ferry Tip
27.	12W562	Rib - L. E., Front Spar, Sta. 387.2
28.	12W582	Spar - Front, Wing Tip
29.	12W583	Spar - Center, Wing Tip
30.	12W565	Rib - Inbd, Fwd.
31.	12W584	Spar - Rear
32.	12W566	Rib - Inbd, Aft

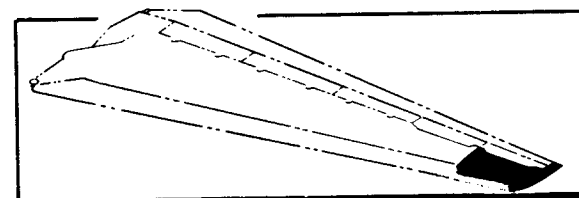


FB-111A WING TIP-ITEM 66

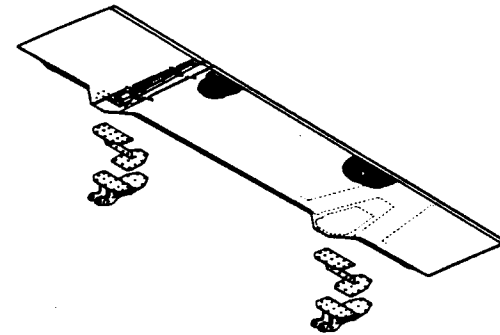
BI-£ ON



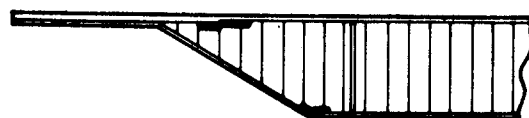
	12W5152	Wing Tip Assy.
1.	12W5161	Front Spar
2.	12W5162	Center Spar
3.	12W5116	Rib
4.	12W5163	Rear Spar
5.	12W5156	Skin, Upper - Inbd.
6.	12W5158	Skin, Upper - Outbd.
7.	12W5118	Rib
8.	12W5120	Rib
9.	12W9911	Rib Instl. No. 6
10.	12W5160	Rib
11.	12W5117	Rib
12.	12W5115	Rib
13.	C-2397	Light
14.	12W5119	Skin
15.	12W5153	Wing Tip Assy.
16.	12W5159	Skin, Lwr. - Outbd.
17.	12W5157	Panel, Access - Fuel



WING SPOILERS



1.	12W7950	Skin - Lower
2.	12W7925	Core
3.	12W7925	Closure Piece
4.	12W7940	Skin - Upper
5.	12W7925	Edge Member
6.	12W2980	Turnbuckle Assy.
7.	12H304	Support Assy.
8.	12W2951	Support Assy.
9.	12W7949	Hinge Assy.
10.	12W2985	Shims
11.	12W2950	Support Assy.
12.	12W7948	Hinge Assy.
13.	12W7951	Spar (Tac)
13.	12W7952	Spar (Bomber)



MANUFACTURING ENGINEERING
ST-732-46A 25 June 1969

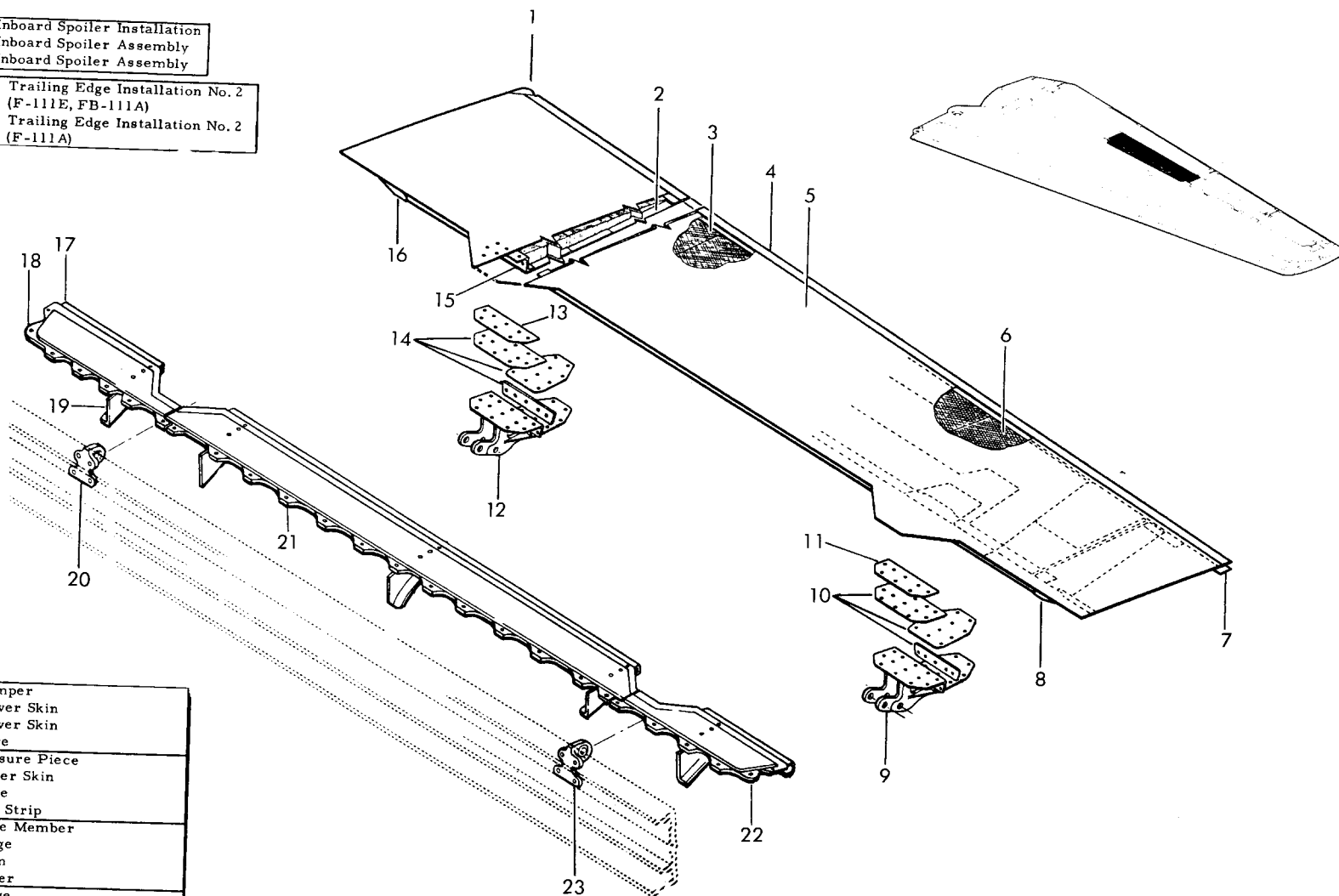
F-111 INBOARD SPOILER & #2 T.E. INSTL.

A1, 179-on; B1, 15-on; A6, 1-on

43

12W8000	Inboard Spoiler Installation
12W8010	Inboard Spoiler Assembly
12W8020	Inboard Spoiler Assembly

12W8044-1, -2	Trailing Edge Installation No. 2 (F-111E, FB-111A)
12W8044-3, -4	Trailing Edge Installation No. 2 (F-111A)



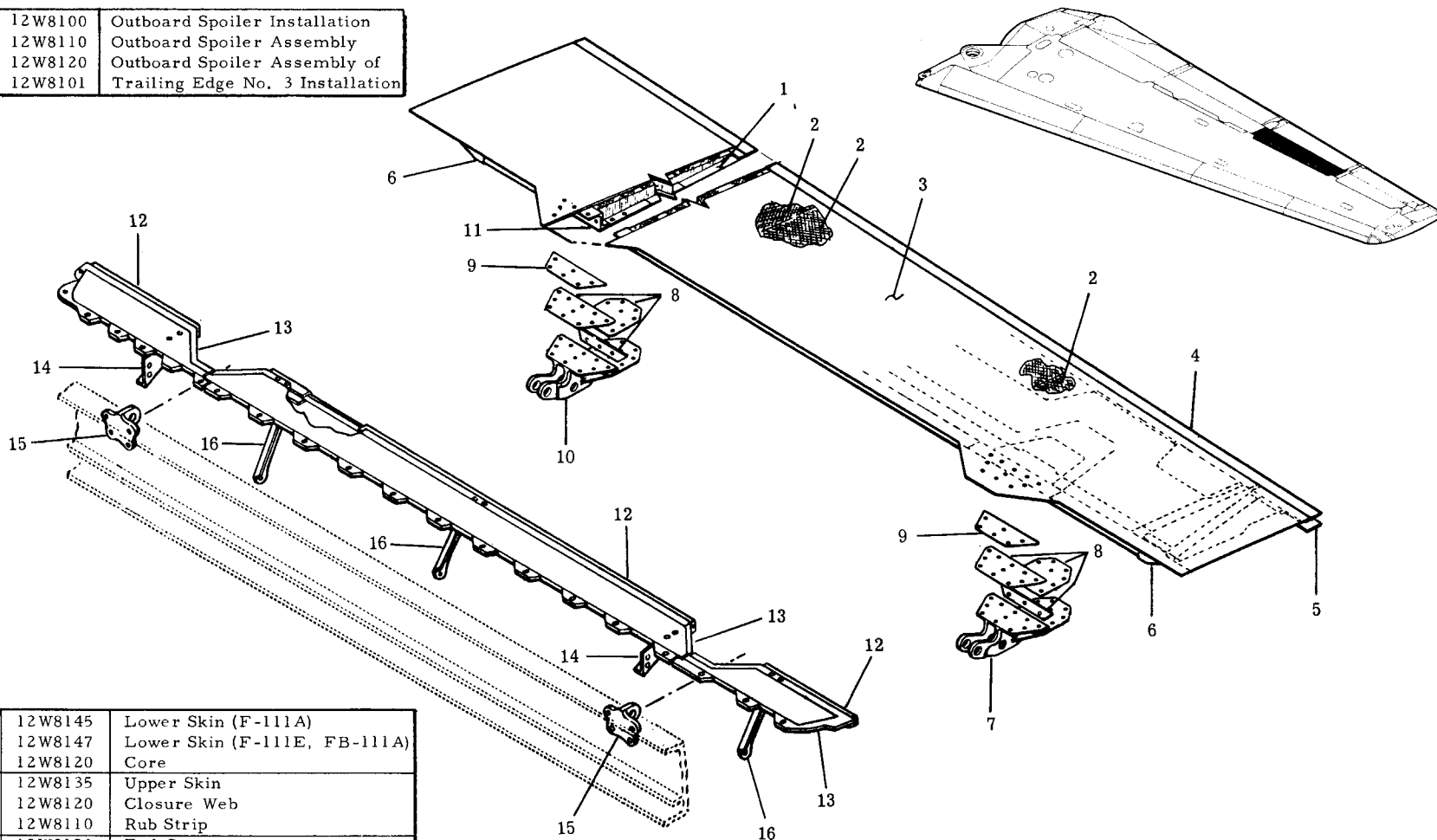
1.	12W8050	Bumper
2.	12W8045	Lower Skin
2.	12W8048	Lower Skin
3.	12W8020	Core
4.	12W8020	Closure Piece
5.	12W8035	Upper Skin
6.	12W8020	Core
7.	12W8010	Rub Strip
8.	12W8020	Edge Member
9.	12W3047	Hinge
10.	12W3085	Shim
11.	12W8010	Filler
12.	12W3046	Hinge
13.	12W8010	Filler
14.	12W8045	Shim
15.	12W8045	Frame (F-111A)
15.	12W8046	Frame (F-111E, FB-111A)
16.	12W8020	Edge Member
17.	12W8001	Stiffener
18.	12W8026	Skin
19.	12W7976	Brace
20.	12W8075	Support
21.	12W8036	Skin
22.	12W8036	Skin
23.	12W8075	Support

ST-732-41

F-111 OUTBOARD SPOILER & #3 T.E. INSTL.

A1, 179-on; B1, 15-on; A6, 1-on

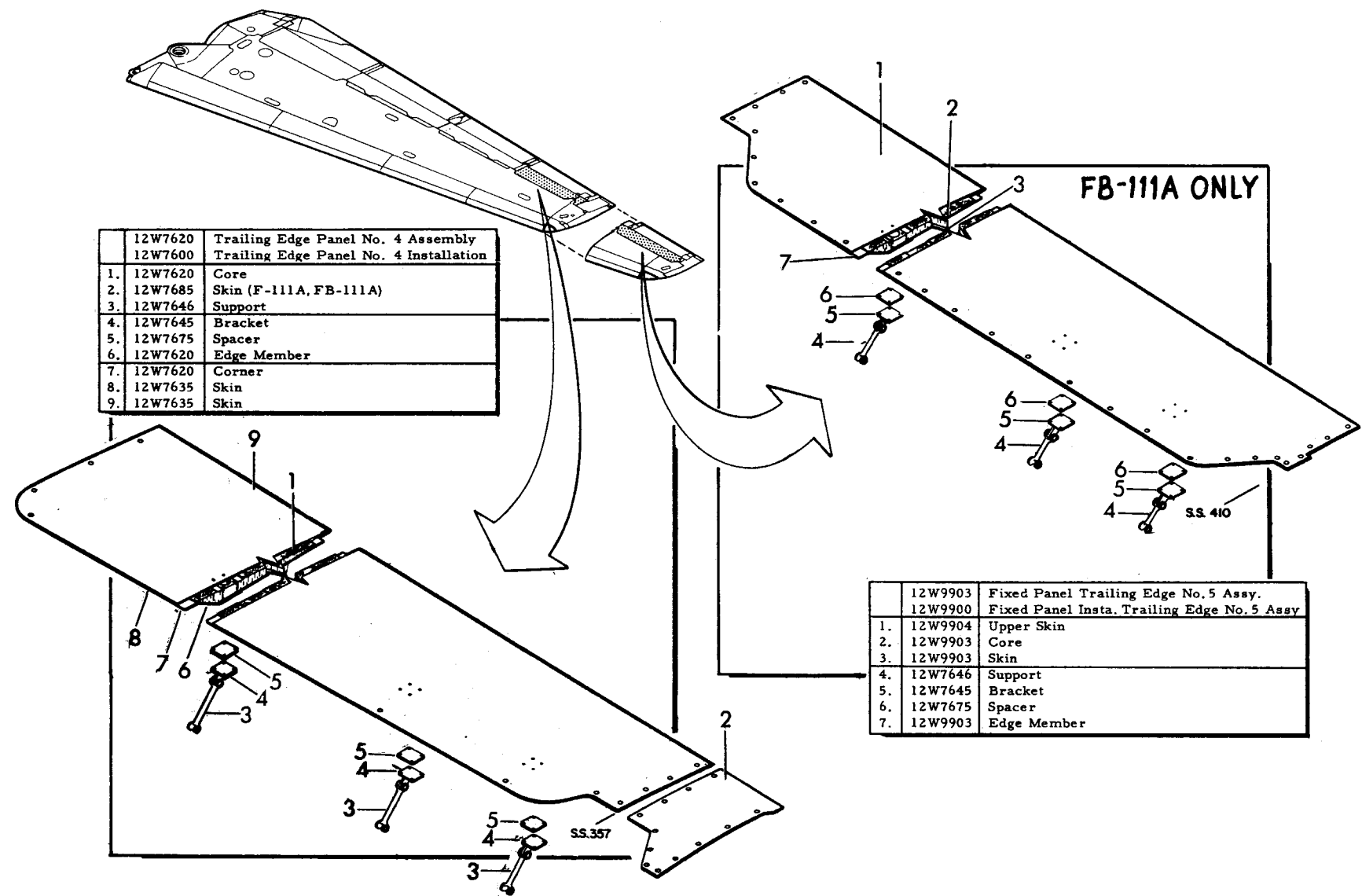
12W8100	Outboard Spoiler Installation
12W8110	Outboard Spoiler Assembly
12W8120	Outboard Spoiler Assembly of
12W8101	Trailing Edge No. 3 Installation



1.	12W8145	Lower Skin (F-111A)
1.	12W8147	Lower Skin (F-111E, FB-111A)
2.	12W8120	Core
3.	12W8135	Upper Skin
4.	12W8120	Closure Web
5.	12W8110	Rub Strip
6.	12W8120	End Cap
7.	12W3148	Hinge
8.	12W3185	Shim
9.	12W8110	Filler
10.	12W3146	Hinge
11.	12W8145	Frame (F-111A)
11.	12W8146	Frame (F-111E, FB-111A)
12.	12W8101	Stiffener
13.	12W8136	Skin
14.	12W7976	Brace
15.	12W8075	Support
16.	12W8175	Support

TRAILING EDGE PANELS 4 & 5

TAC 31 & ON B1 & ON

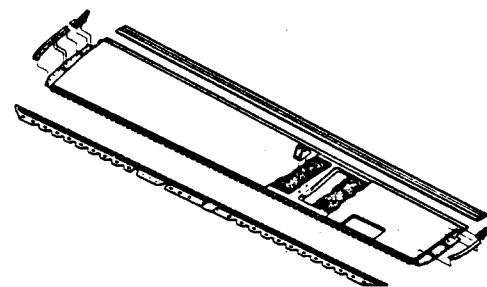


	12W7620	Trailing Edge Panel No. 4 Assembly
	12W7600	Trailing Edge Panel No. 4 Installation
1.	12W7620	Core
2.	12W7685	Skin (F-111A, FB-111A)
3.	12W7646	Support
4.	12W7645	Bracket
5.	12W7675	Spacer
6.	12W7620	Edge Member
7.	12W7620	Corner
8.	12W7635	Skin
9.	12W7635	Skin

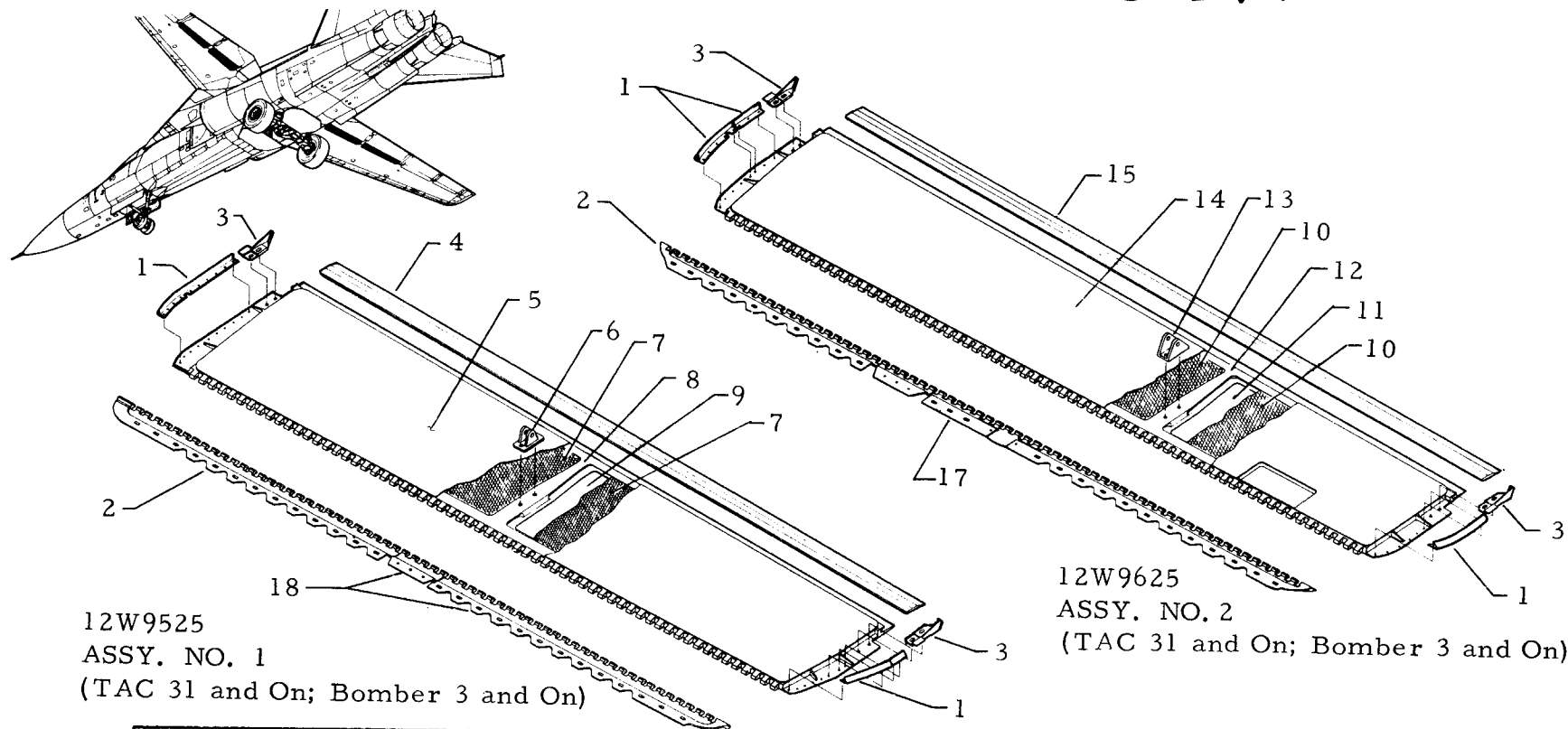
FB-111A ONLY

	12W9903	Fixed Panel Trailing Edge No. 5 Assy.
	12W9900	Fixed Panel Insta. Trailing Edge No. 5 Assy
1.	12W9904	Upper Skin
2.	12W9903	Core
3.	12W9903	Skin
4.	12W7646	Support
5.	12W7645	Bracket
6.	12W7675	Spacer
7.	12W9903	Edge Member

WING AIRFLOW DEFLECTORS

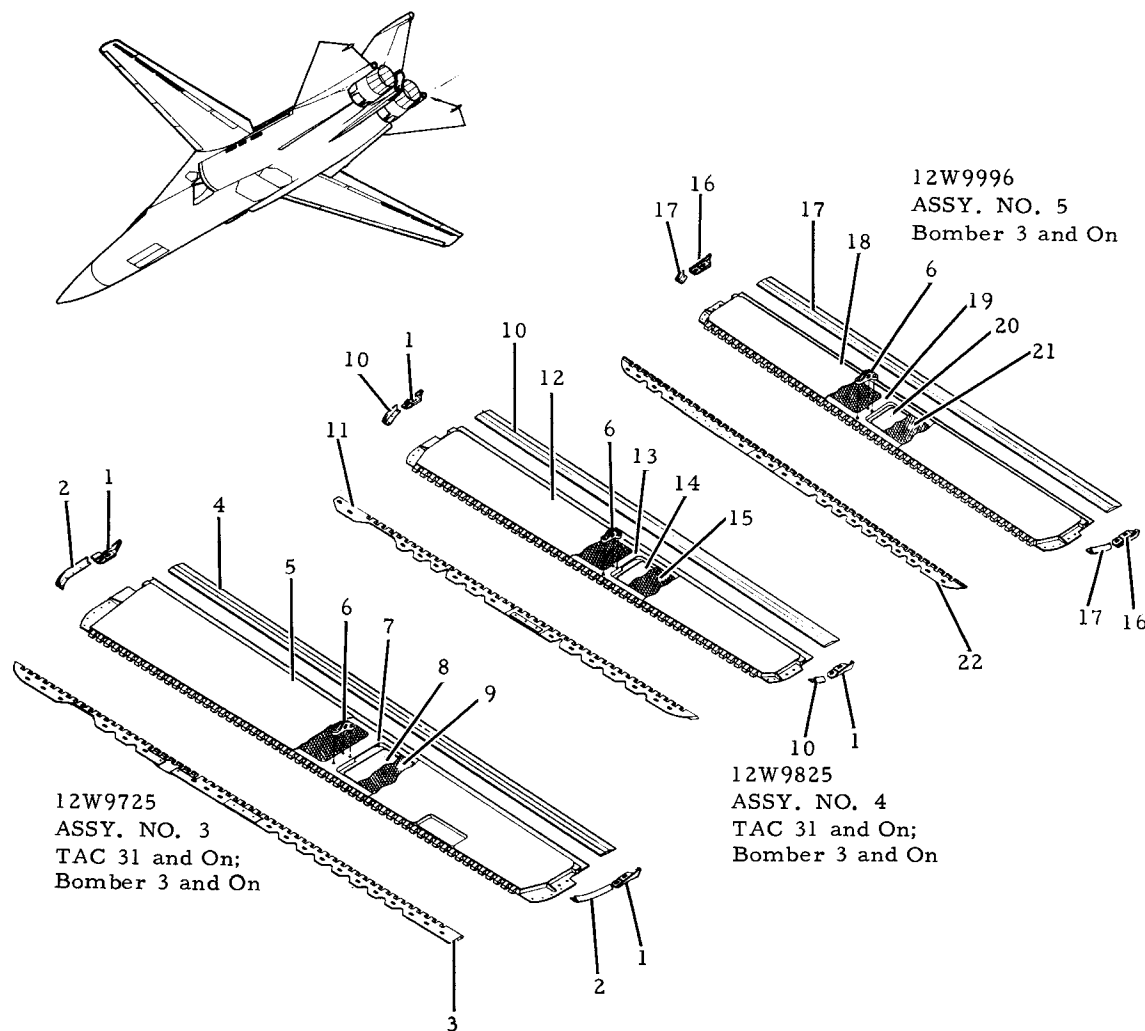


F-111 AIRFLOW DEFLECTOR ASSY'S 1 & 2



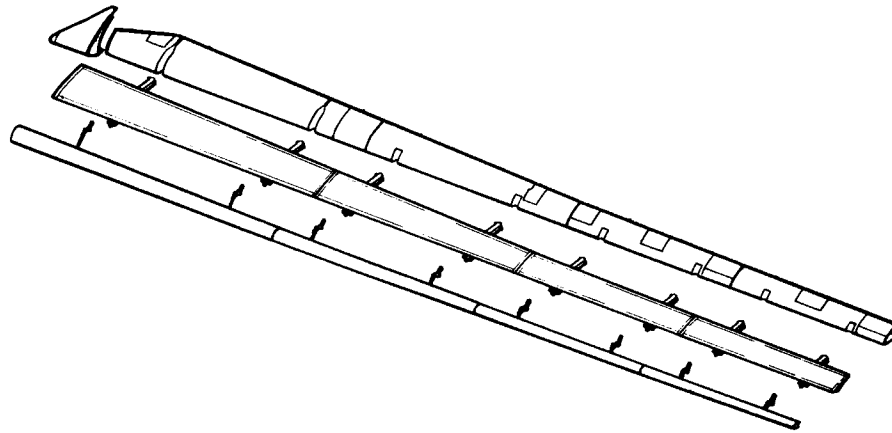
	12W9505	Deflector No. 1 Installation	8.	12W9550	Frame
	12W9525	Deflector No. 1 Assy.	9.	12W9525	Lwr. Skin
	12W9605	Deflector No. 2 Installation	10.	12W9625	Core
	12W9625	Deflector No. 2 Assy.	11.	12W9625	Lwr. Skin
1.	12W9576	Seal	12.	12W9650	Frame
2.	12W9582	Hinge	13.	12M2659	Fitting
3.	12W9575	Cam	14.	12W9625	Upr. Skin
4.	12W9505	Seal	15.	12W9605	Seal
5.	12W9525	Upr. Skin	16.	12W9625	Core
6.	12M2667	Fitting	17.	12W9581	Hinge (F-111A)
7.	12W9525	Core	18.	12W9583	Hinge
			19.	12W9580	Hinge (F-111E, FB-111A)

F-111 AIRFLOW DEFLECTOR ASSY'S 3,4,&5



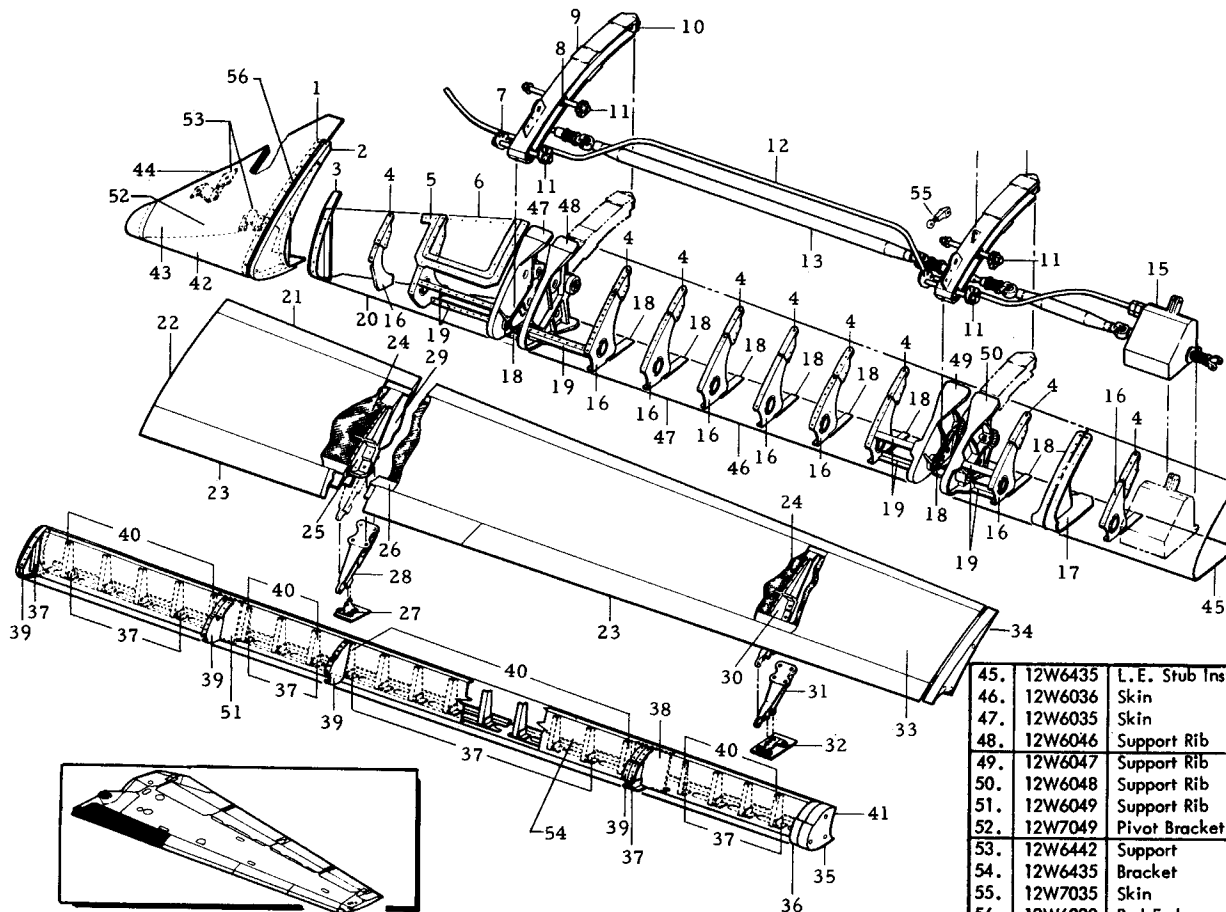
	12W9705 12W9725 12W9805 12W9825 12W9991 12W9996	Deflector No. 3 Installation Deflector No. 3 Assy. Deflector No. 4 Installation Deflector No. 4 Assy. Deflector No. 5 Installation Deflector No. 5 Assy.
1.	12W9575	Cam
2.	12W9705	Seal
3.	12W9582	Hinge
4.	12W9705	Seal
5.	12W9725	Upr. Skin
6.	12M2660	Fitting
7.	12W9750	Frame
8.	12W9725	Lwr. Skin
9.	12W9725	Core
10.	12W9805	Seal
11.	12W9582	Hinge
12.	12W9825	Upr. Skin
13.	12W9850	Frame
14.	12W9825	Lwr. Skin
15.	12W9825	Core
16.	12W9999	Cam
17.	12W9991	Seal
18.	12W9996	Upr. Skin
19.	12W9997	Frame
20.	12W9996	Lwr. Skin
21.	12W9996	Core
22.	12W9998	Hinge

WING L.E. ASSY.



F-111 WING LEADING EDGE ASSEMBLY - No. 1

TAC, 31-ON

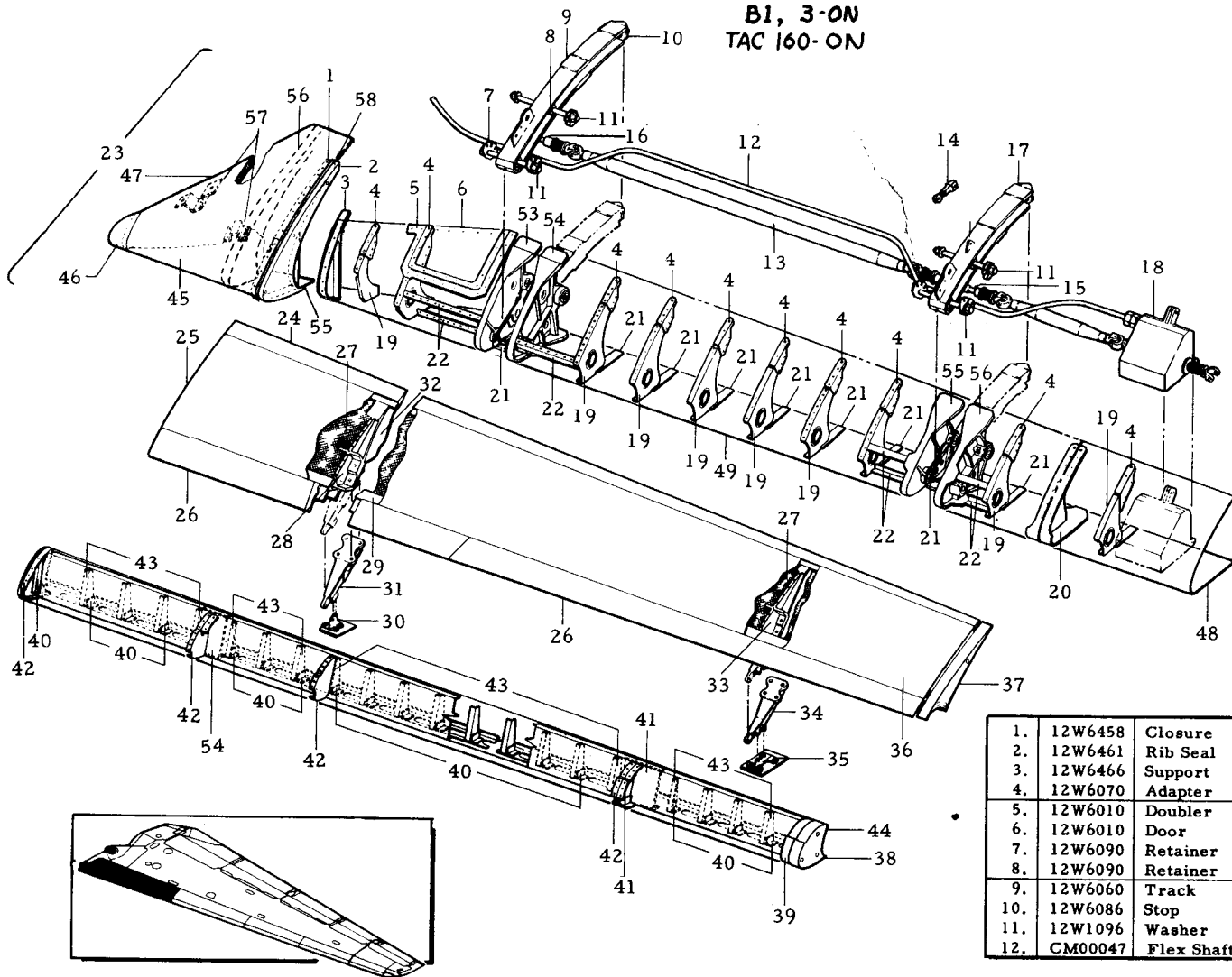


1.	12W6440	Rib
2.	12W6437	Rib Seal
3.	12W6438	Rib
4.	12W6070	Adapter
5.	12W6010	Doubler
6.	12W6010	Door
7.	12W6090	Retainer
8.	12W6090	Retainer
9.	12W6060	Track
10.	12W6086	Stop
11.	12W1096	Washer
12.	CM00047	Flex Shaft
13.	12M2514	Slat Drive
14.	12W6050	Cam
15.	12W6061	Track
16.	12M2570	Gear Box
17.	12W6076	Rib
18.	12W6076	Rib
19.	12W6010	Doubler
20.	12W6010	Angle
21.	12W6010	L. E. Assy. No. 1
22.	12W6094	Trailing Edge
23.	12W6510	Slat Assy. Aft Sect.
24.	12W6547	Seal
25.	12W6520	Core
26.	12W6545	Rib
27.	12W6091	Angle
28.	12W6550	Support
29.	12W6548	Adapter
30.	12W6520	Skin
31.	12W6546	Rib
32.	12W6549	Adapter
33.	12W6550	Support
34.	12W6520	Skin
35.	12W6579	Rib
36.	12W7077	Seal Rib
37.	12W7045	Rib
38.	12W7010	Support
39.	12W7048	Pivot Brkt.
40.	12W7010	Rib
41.	12W7010	Gusset
42.	12W7010	Nose Assy. Slat No. 1
43.	12W6436	Inner Skin
44.	12W6435	Outer Skin
45.	12W6435	L. E. Stub Instl.
46.	12W6036	Skin
47.	12W6035	Skin
48.	12W6046	Support Rib
49.	12W6047	Support Rib
50.	12W6048	Support Rib
51.	12W6049	Support Rib
52.	12W7049	Pivot Bracket
53.	12W6442	Support
54.	12W6435	Bracket
55.	12W7035	Skin
56.	12W6080	Rod End
57.	12W6441	Instl.

MANUFACTURING ENGINEERING
ST-769-75A Rev. 10 Dec. 1970

F-111 WING LEADING EDGE ASSEMBLY - No. 1

B1, 3-ON
TAC 160-ON



1.	12W6458	Closure
2.	12W6461	Rib Seal
3.	12W6466	Support
4.	12W6070	Adapter
5.	12W6010	Doubler
6.	12W6010	Door
7.	12W6090	Retainer
8.	12W6090	Retainer
9.	12W6060	Track
10.	12W6086	Stop
11.	12W1096	Washer
12.	CM00047	Flex Shaft

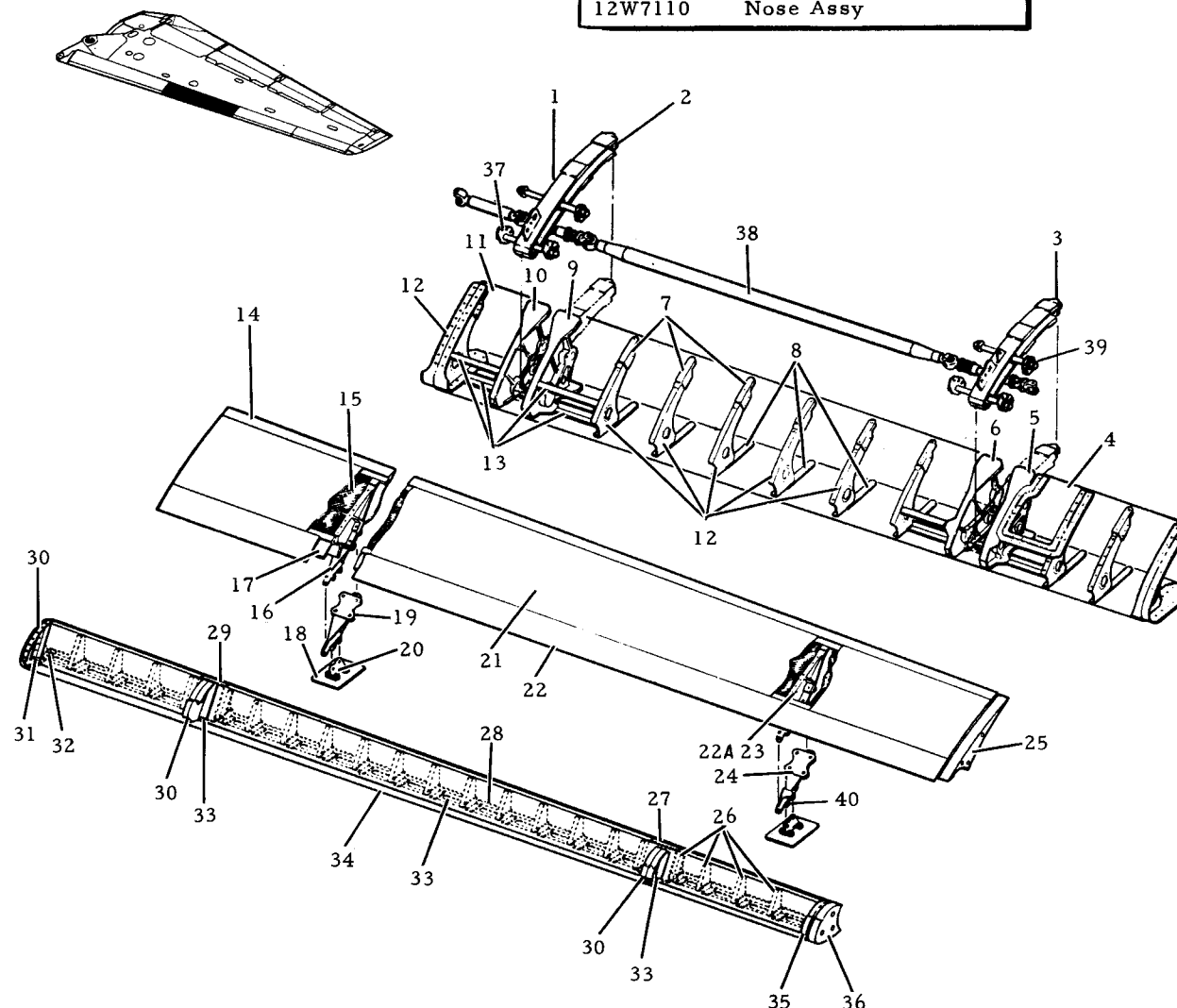
13.	12M2514	Slat Torque Shaft
14.	12W6009	Link
15.	12M2501	Pinion
16.	12W6090	Bushing Retainer
17.	12W6061	Track
18.	12M2570	Slat Actuator
19.	12W6076	Rib
20.	12W6076	Rib
21.	12W6010	Doubler
22.	12W6010	Angle
23.	12W6010	L. E. Assy, No. 1
24.	12W6094	Trailing Edge
25.	12W6510	Slat Assy. Aft Sect
26.	12W6547	Seal
27.	12W6525	Core
28.	12W6543	Rib
29.	12W6091	Angle
30.	12W6550	Support
31.	12W6541	Adapter
32.	12W6525	Skin
33.	12W6544	Rib
34.	12W6542	Adapter
35.	12W6550	Support
36.	12W6525	Skin
37.	12W6579	Rib
38.	12W7077	Seal Rib
39.	12W7045	Rib
40.	12W7010	Support
41.	12W7048	Pivot Brkt.
42.	12W7010	Rib
43.	12W7010	Gusset
44.	12W7010	Nose Assy. Slat No. 1
45.	12W6454	Skin
46.	12W6435	Cap
47.	12W6435	L. E. Stub Instl.
48.	12W6036	Skin
49.	12W6035	Skin
50.	12W6046	Support Rib
51.	12W6047	Support Rib
52.	12W6048	Support Rib
53.	12W6049	Support Rib
54.	12W7049	Pivot Bracket
55.	12W6417	Adapter
56.	12W6462	Rib
57.	12W6435	Bracket
58.	12W6457	Instl.

MANUFACTURING ENGINEERING
ST-769-76A Rev. 1 Dec. 1970

F-111 WING LEADING EDGE ASSEMBLY NO.2

TAC 31-on, BOMBER 3-on

12W6111	Linkage Instl.
12W6110	Fixed L. E. Edge Assy.
12W6610	Aft Slat Assy
12W7110	Nose Assy

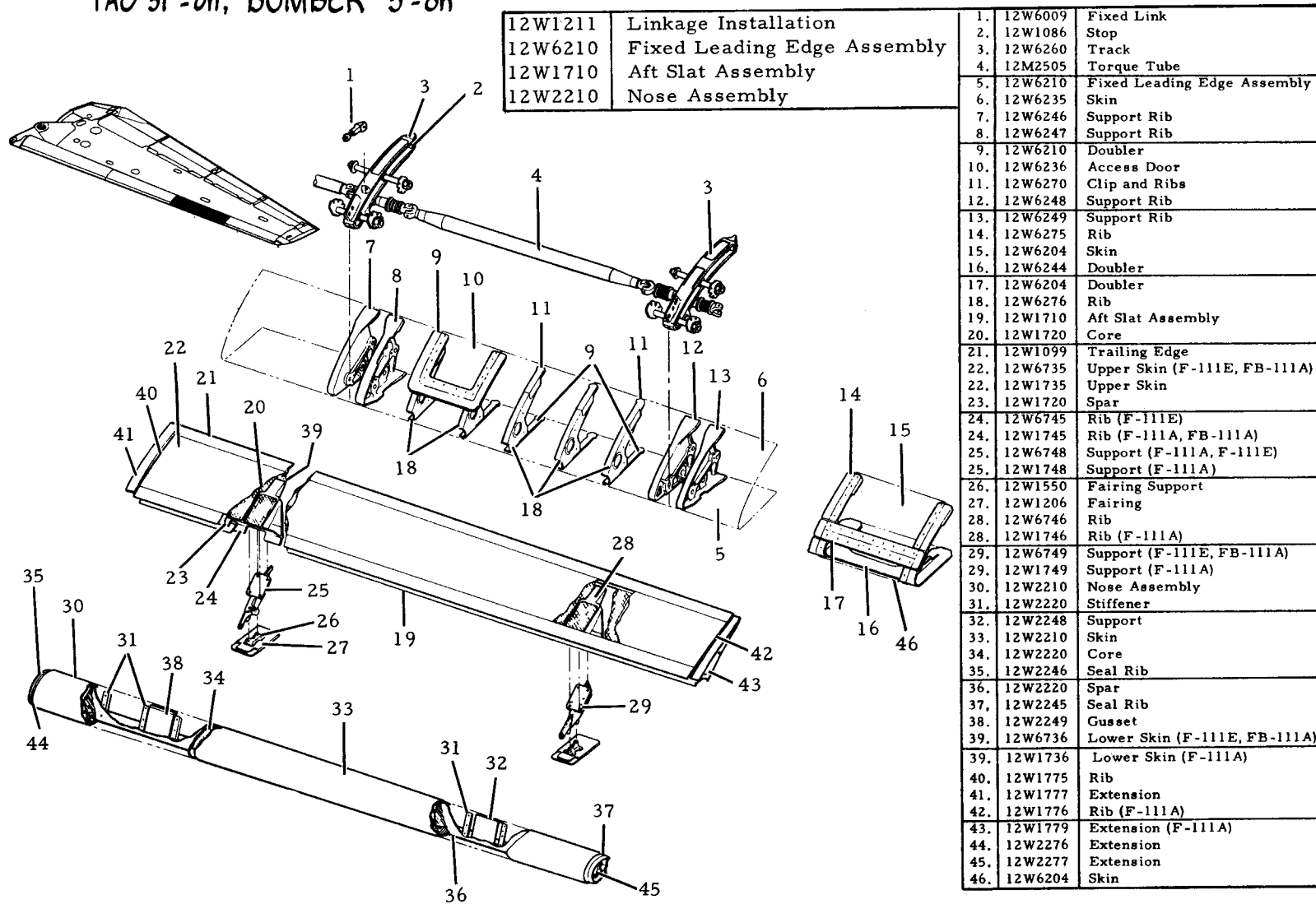


1.	12W6160	Track
2.	12W6186	Stop
3.	12W6161	Track
4.	12W6110	Access Door
5.	12W6149	Support Rib
6.	12W6148	Support Rib
7.	12W6070	Adapter
8.	12W6110	Doubler
9.	12W6147	Support Rib
10.	12W6146	Support Rib
11.	12W6135	Skin
12.	12W6176	Rib
13.	12W6110	Angle
14.	12W6099	Trailing Edge
15.	12W6620	Core (F-111A)
15.	12W6625	Core (F-111E, FB-111A)
16.	12W6645	Rib (F-111A)
16.	12W6643	Rib (FB-111A)
17.	12W6191	Spar
18.	12W6106	Fairing
19.	12W6648	Adapter (F-111A)
19.	12W6641	Adapter (F-111E, FB-111A)
20.	12W6550	Fairing Support
21.	12W6620	Skin (F-111A)
21.	12W6625	Skin (FB-111A, F-111E)
22.	12W6547	Seal
22A.	12W6646	Rib (F-111A)
23.	12W6644	Rib (FB-111A, F-111E)
24.	12W6649	Adapter (F-111A)
24.	12W6642	Adapter (FB-111A, F-111E)
25.	12W6679	Seal Rib
26.	12W7110	Gussets
27.	12W7148	Pivot Bracket
28.	12W7110	Seal
29.	12W7149	Pivot Bracket
30.	12W7110	Rib
31.	12W7110	Angle
32.	12W7110	Clip
33.	12W7110	Support
34.	12W7135	Skin
35.	12W7145	Rib
36.	12W7177	Seal Rib (F-111A)
37.	12W6090	Bushing Retainer
38.	12M2514	Slat Drive
39.	12W1096	Washer
40.	12W6009	Fixed Link

MANUFACTURING ENGINEERING
ST-769-68A Rev. 1 Dec. 1970

F-111 WING LEADING EDGE ASSEMBLY - NO. 3

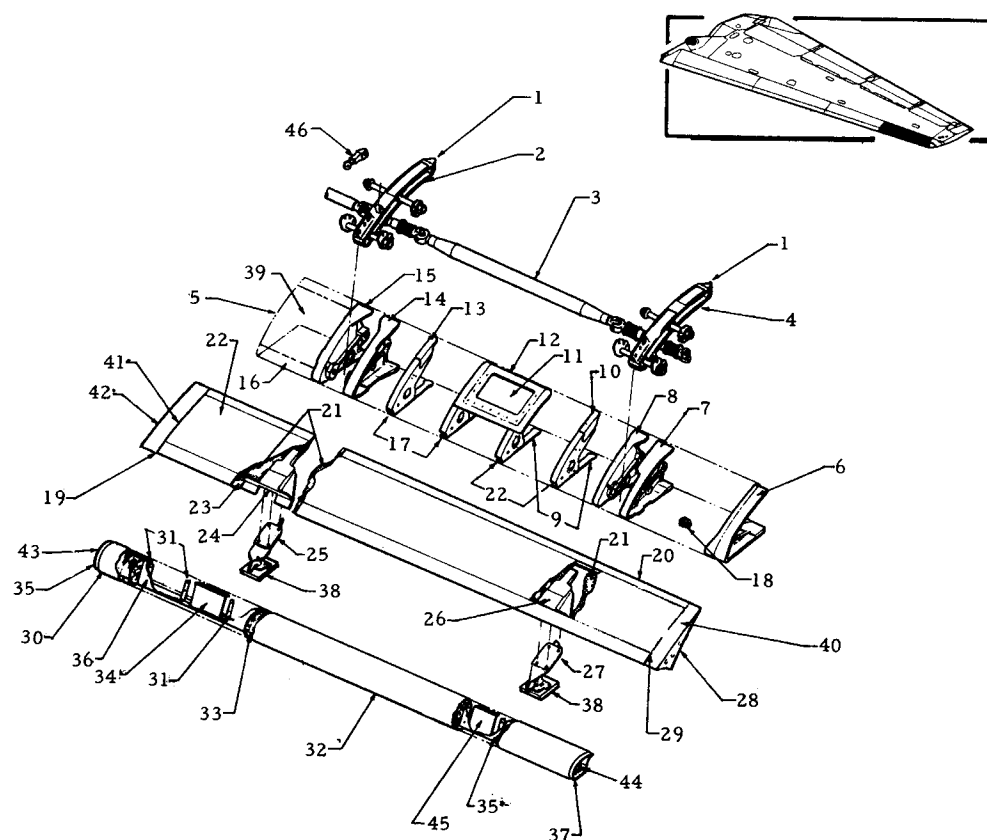
TAC 31-on, BOMBER 3-on



12W1211	Linkage Installation
12W6210	Fixed Leading Edge Assembly
12W1710	Aft Slat Assembly
12W2210	Nose Assembly

1.	12W6009	Fixed Link
2.	12W1086	Stop
3.	12W6260	Track
4.	12M2505	Torque Tube
5.	12W6210	Fixed Leading Edge Assembly
6.	12W6235	Skin
7.	12W6246	Support Rib
8.	12W6247	Support Rib
9.	12W6210	Doubler
10.	12W6236	Access Door
11.	12W6270	Clip and Ribs
12.	12W6248	Support Rib
13.	12W6249	Support Rib
14.	12W6275	Rib
15.	12W6204	Skin
16.	12W6244	Doubler
17.	12W6204	Doubler
18.	12W6276	Rib
19.	12W1710	Aft Slat Assembly
20.	12W1720	Core
21.	12W1099	Trailing Edge
22.	12W6735	Upper Skin (F-111E, FB-111A)
23.	12W1735	Upper Skin
24.	12W1720	Spar
25.	12W6745	Rib (F-111E)
26.	12W1745	Rib (F-111A, FB-111A)
27.	12W6748	Support (F-111A, F-111E)
28.	12W1748	Support (F-111A)
29.	12W1550	Fairing Support
30.	12W1206	Fairing
31.	12W6746	Rib
32.	12W1746	Rib (F-111A)
33.	12W6749	Support (F-111E, FB-111A)
34.	12W1749	Support (F-111A)
35.	12W2210	Nose Assembly
36.	12W2220	Stiffener
37.	12W2248	Support
38.	12W2210	Skin
39.	12W2220	Core
40.	12W2246	Seal Rib
41.	12W2220	Spar
42.	12W2245	Seal Rib
43.	12W2249	Gusset
44.	12W6736	Lower Skin (F-111E, FB-111A)
45.	12W1736	Lower Skin (F-111A)
46.	12W1775	Rib
47.	12W1777	Extension
48.	12W1776	Rib (F-111A)
49.	12W1779	Extension (F-111A)
50.	12W2276	Extension
51.	12W2277	Extension
52.	12W6204	Skin

F-111 WING LEADING EDGE ASSEMBLY NO. 4 TAC 31 & ON, BOMBER 3 & ON



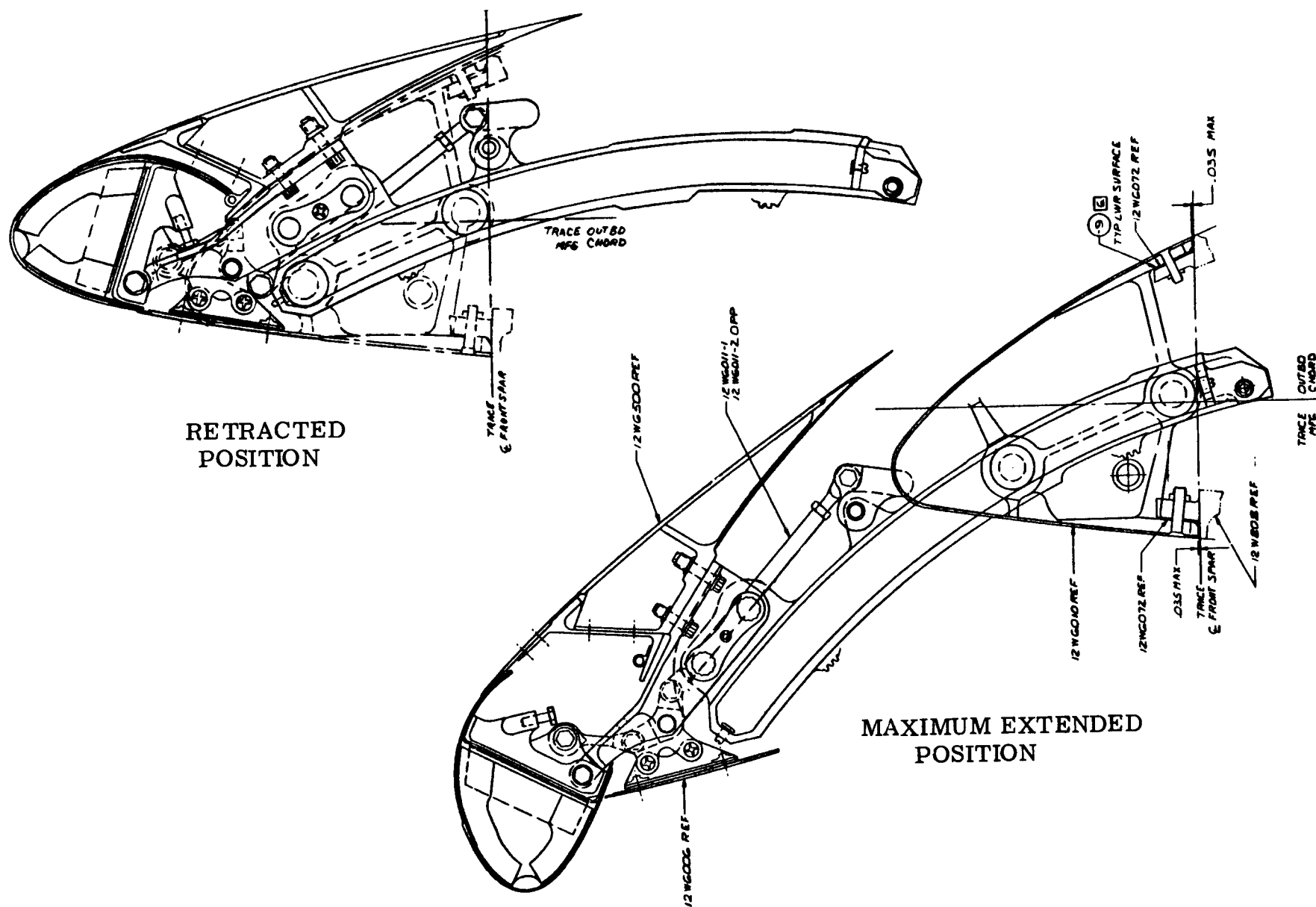
	12W1311	Linkage Installation
	12W6310	Fixed Leading Edge Assembly No. 4
	12W1810	Slat Assembly No. 4
1.	12W1086	Stop
2.	12W6360	Track
3.	12M2505	Slat Drive
4.	12W6361	Track

5.	12W6310	Fixed Leading Edge
6.	12W5275	Rib (FB-111A)
7.	12W6349	Support Rib
8.	12W6348	Support Rib

9.	12W6310	Doubler (F-111A)
10.	12W6270	Clip
11.	12W6236	Access Door
12.	12W6270	Clip
13.	12W6270	Clip
14.	12W6347	Support Rib
15.	12W6346	Support Rib
16.	12W6335	Skin
17.	12W6376	Rib
18.	12W281-5	Plug Assembly
19.	12W1547	Seal
20.	12W1099	Trailing Edge
21.	12W6820	Core (F-111E, FB-111A)
21.	12W1820	Core (F-111A)
22.	12W6835	Upper Skin (F-111E, FB-111A)
22.	12W1835	Upper Skin (F-111A)
23.	12W6820	Spar (F-111E, FB-111A)
23.	12W1820	Spar (F-111A)
24.	12W6845	Rib (F-111E, FB-111A)
24.	12W1845	Rib (F-111A)
25.	12W6848	Adapter (F-111E, FB-111A)
25.	12W1848	Adapter (F-111A)
26.	12W6846	Rib (F-111E, FB-111A)
26.	12W1846	Rib (F-111A)
27.	12W6849	Adapter (F-111E, FB-111A)
27.	12W1849	Adapter (F-111A)
28.	12W6836	Lower Skin (F-111E, FB-111A)
28.	12W1836	Lower Skin (F-111A)
29.	12W1876	Closure Outboard
30.	12W2320	Nose Slat Assembly
31.	12W2320	Stiffener
32.	12W2320	Skins
33.	12W2320	Core
34.	12W2349	Support
35.	12W2346	Seal Rib
36.	12W2320	Spar
37.	12W2345	Seal Rib
38.	12W1306	Fairing
39.	12W6310	Door
40.	12W1879	Extension
41.	12W1875	Closure
42.	12W1877	Extension
43.	12W2376	Extension
44.	12W2377	Extension
45.	12W2348	Support
46.	12W6009	Fixed Link

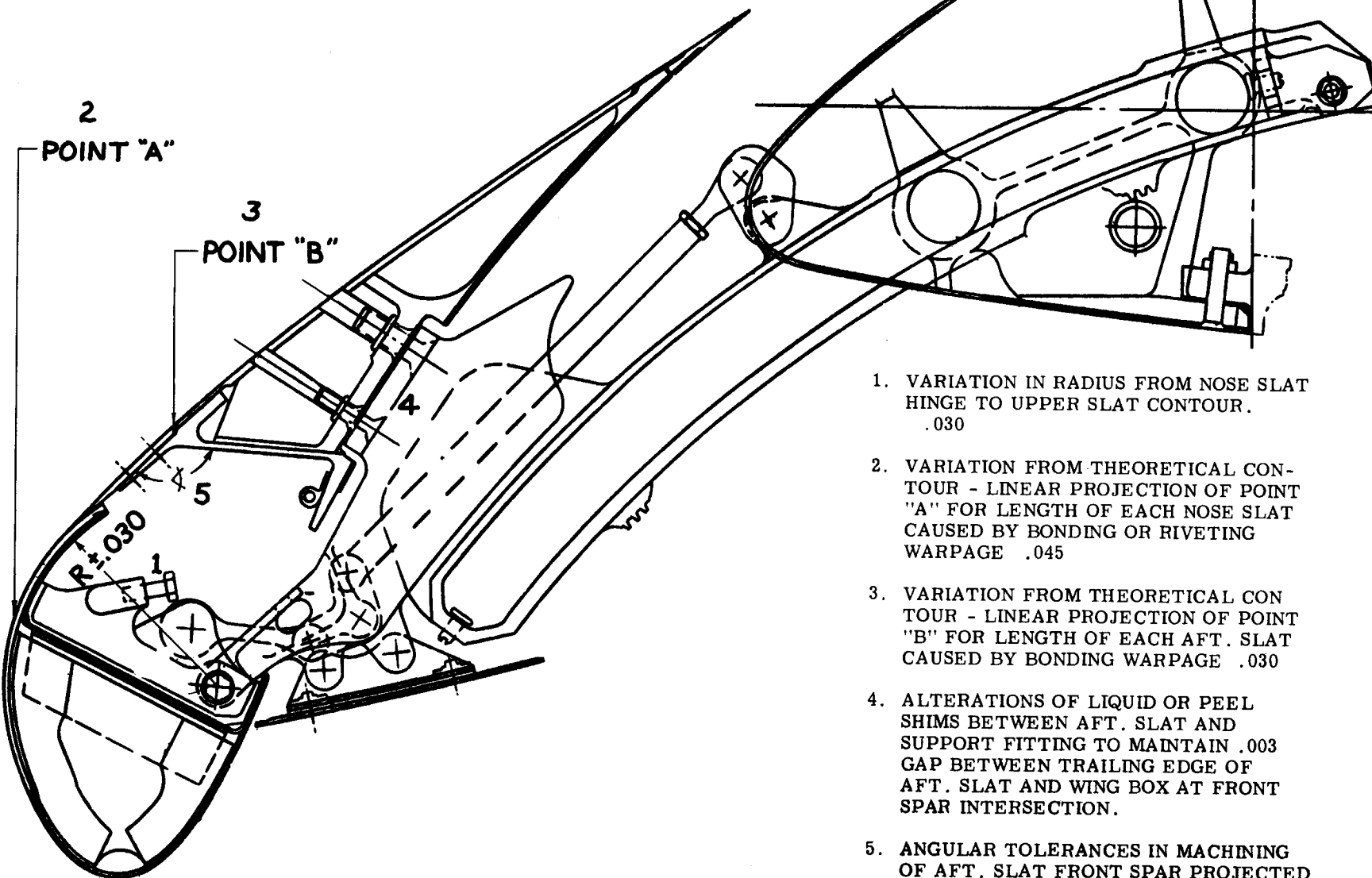
MANUFACTURING ENGINEERING
ST-769-70A Rev.1 Dec. 1970

F-111 WING LEADING EDGE CROSS SECTIONS



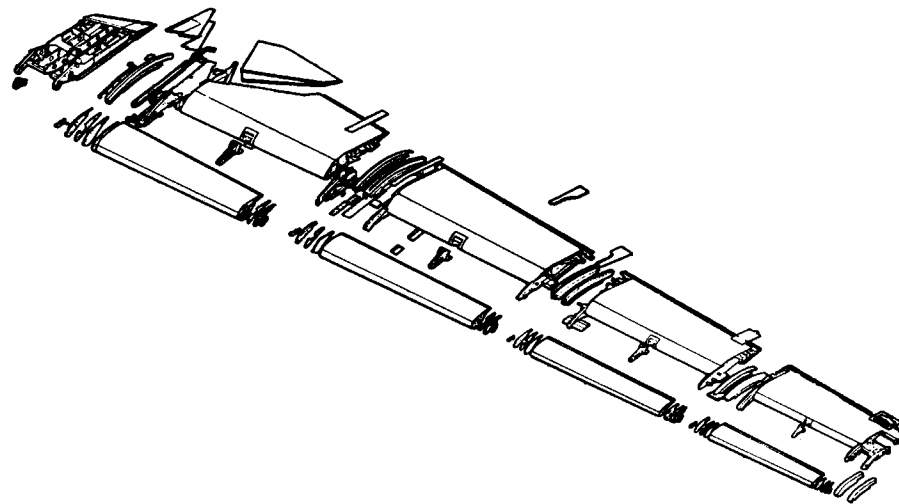
TOOLING DEPARTMENT
ST-769-16 3 May 1966

MANUFACTURING TOLERANCES WHICH CAN INCREASE ICE SCRAPER TENSION



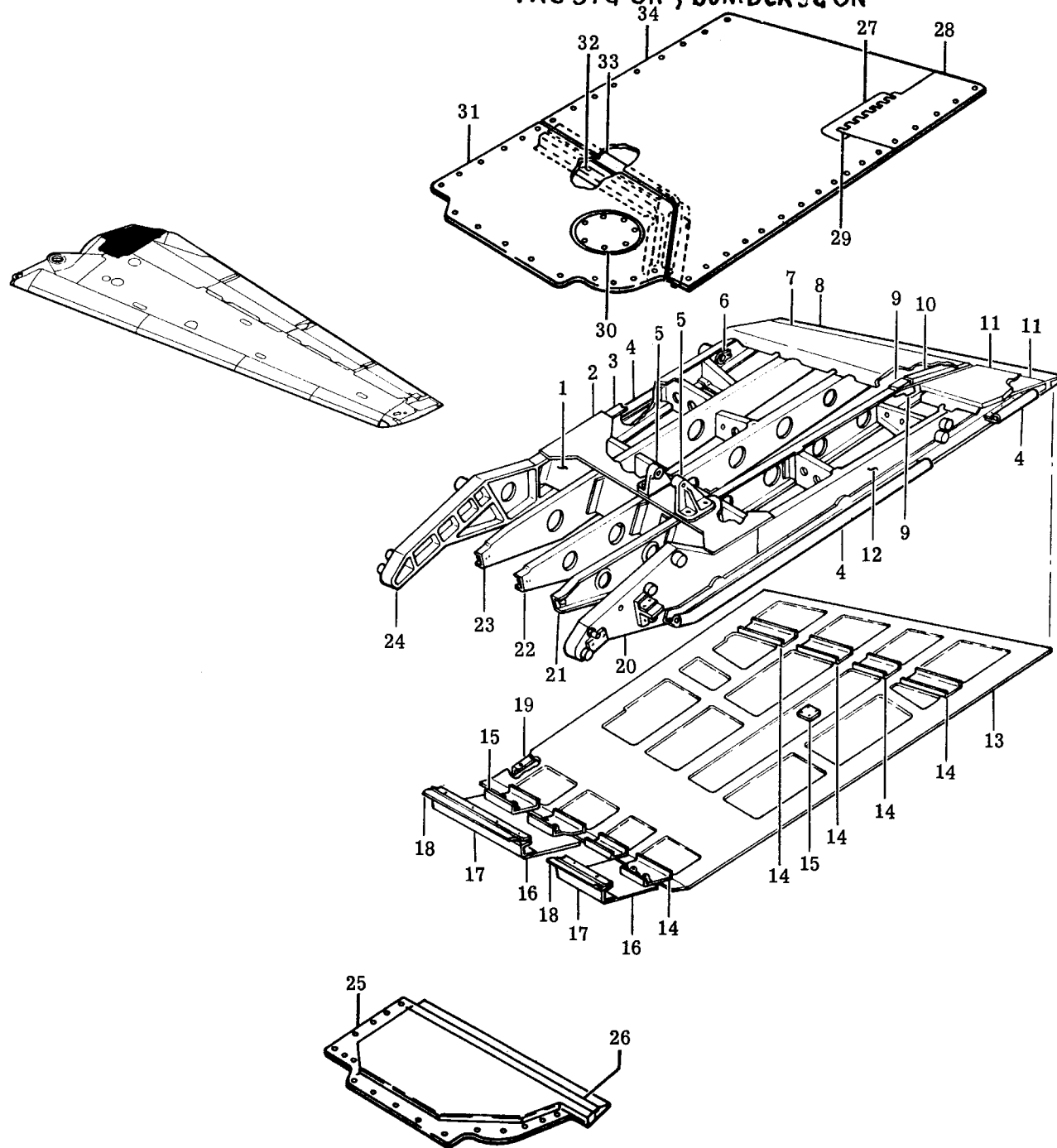
1. VARIATION IN RADIUS FROM NOSE SLAT HINGE TO UPPER SLAT CONTOUR. .030
2. VARIATION FROM THEORETICAL CONTOUR - LINEAR PROJECTION OF POINT "A" FOR LENGTH OF EACH NOSE SLAT CAUSED BY BONDING OR RIVETING WARPAGE .045
3. VARIATION FROM THEORETICAL CONTOUR - LINEAR PROJECTION OF POINT "B" FOR LENGTH OF EACH AFT. SLAT CAUSED BY BONDING WARPAGE .030
4. ALTERATIONS OF LIQUID OR PEEL SHIMS BETWEEN AFT. SLAT AND SUPPORT FITTING TO MAINTAIN .003 GAP BETWEEN TRAILING EDGE OF AFT. SLAT AND WING BOX AT FRONT SPAR INTERSECTION.
5. ANGULAR TOLERANCES IN MACHINING OF AFT. SLAT FRONT SPAR PROJECTED TO FWD. EDGE OF ICE SCRAPER .020

WING T.E. FLAPS & VANES



F-111 WING T.E. AUXILIARY FLAP & FIXED PANEL

TAC 31 & ON ; BOMBER 3 & ON

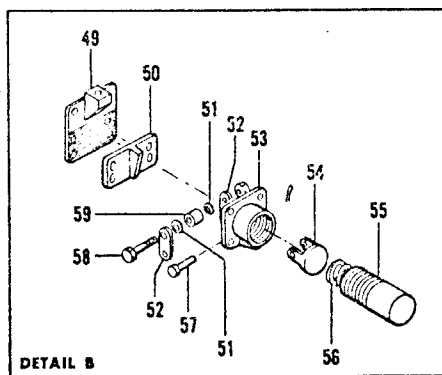
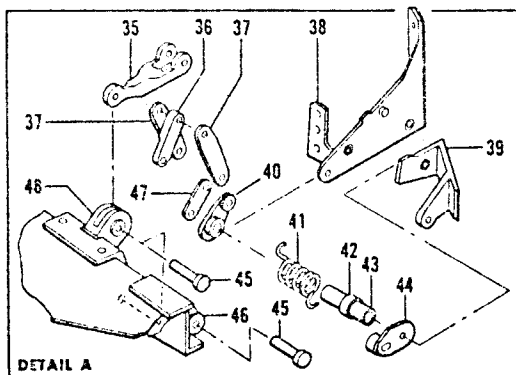
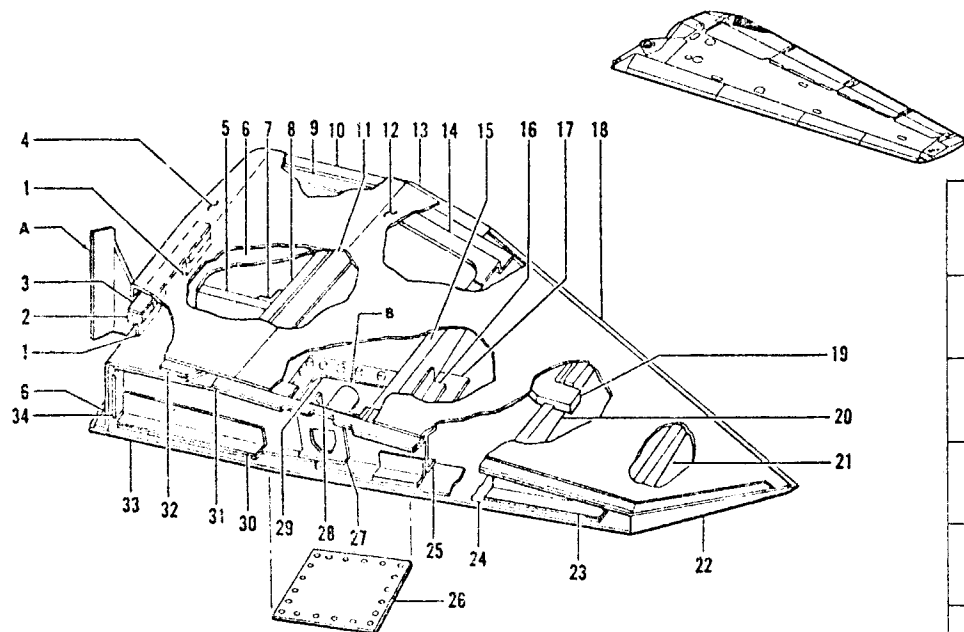


1.	12W8910	Intercostal
2.	12W8910	Plate
3.	12W8975	Rib
4.	12W8910	Seal
5.	12W8983	Fitting
6.	12W3266	Lock
7.	12W8910	Upper Skin
8.	12W8947	Closure Bar
9.	12W8910	Spacer
10.	12W8950	Filler
11.	12W8910	Upper Skin
12.	12W8976	Rib
13.	12W8910	Lower Skin
14.	12W8980	Stiffener
15.	12W8910	Block
16.	12W8986	Access Cover
17.	12W8986	Support Cover
18.	12W8986	Seal
19.	12W8964	Stop
20.	12W8972	Frame
21.	12W8979	Rib
22.	12W8978	Rib
23.	12W8977	Rib
24.	12W8971	Frame
25.	12W7521	Panel Lower
26.	12W7501	Seal
27.	12W7546	Hinge
28.	12W7550	Panel
29.	MS20253P2	Pin
30.	12W7501	Access Cover
31.	12W7524	T.E. Assy. Lwr.
32.	12W7524	Stiffener
33.	12W7525	Stiffener
34.	12W7525	T.E. Assy. Upper

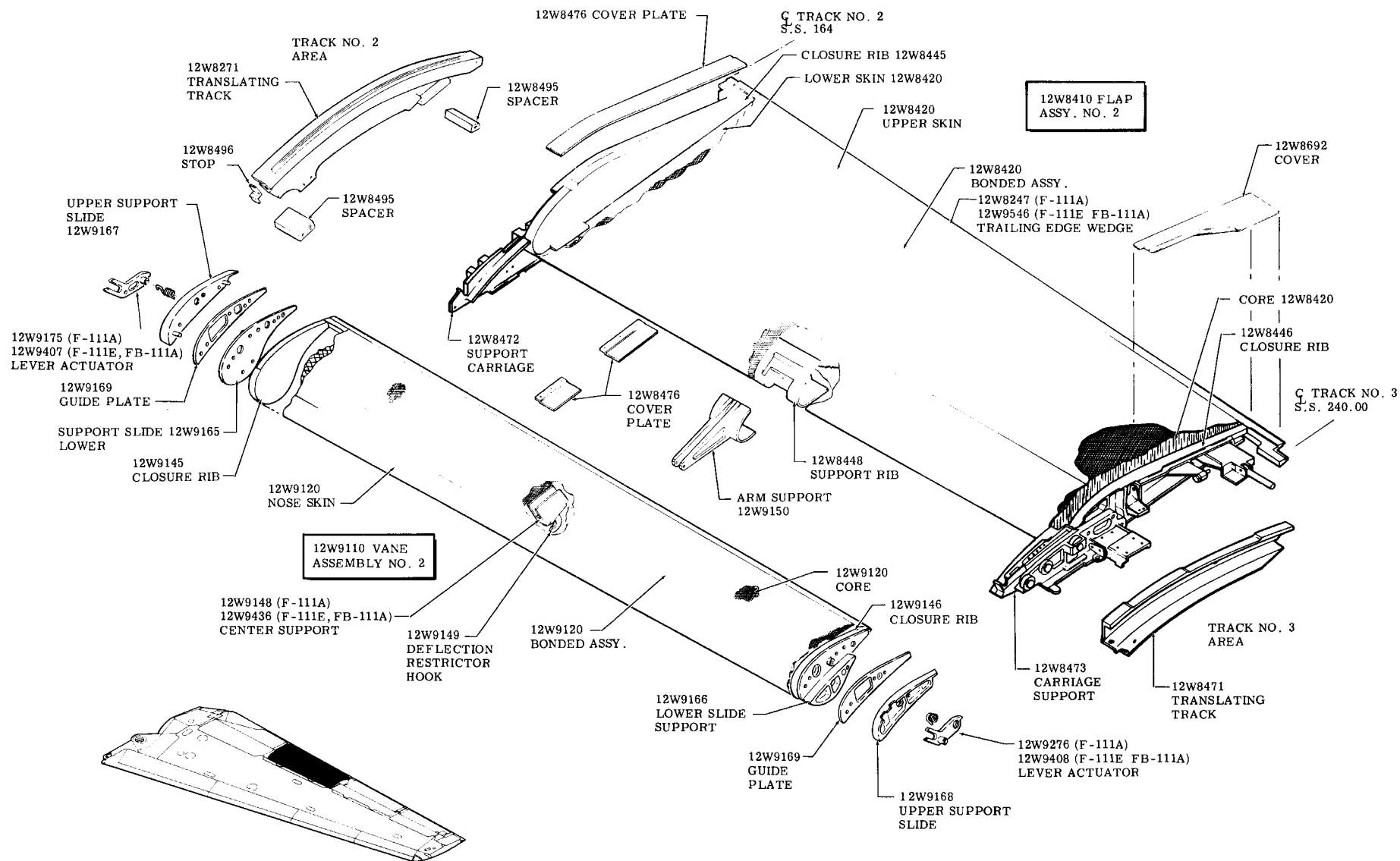
[illegible]

F.III WING T.E. SEGMENT - FLAP No. 1

TAC 31-on, BOMBER 3-on

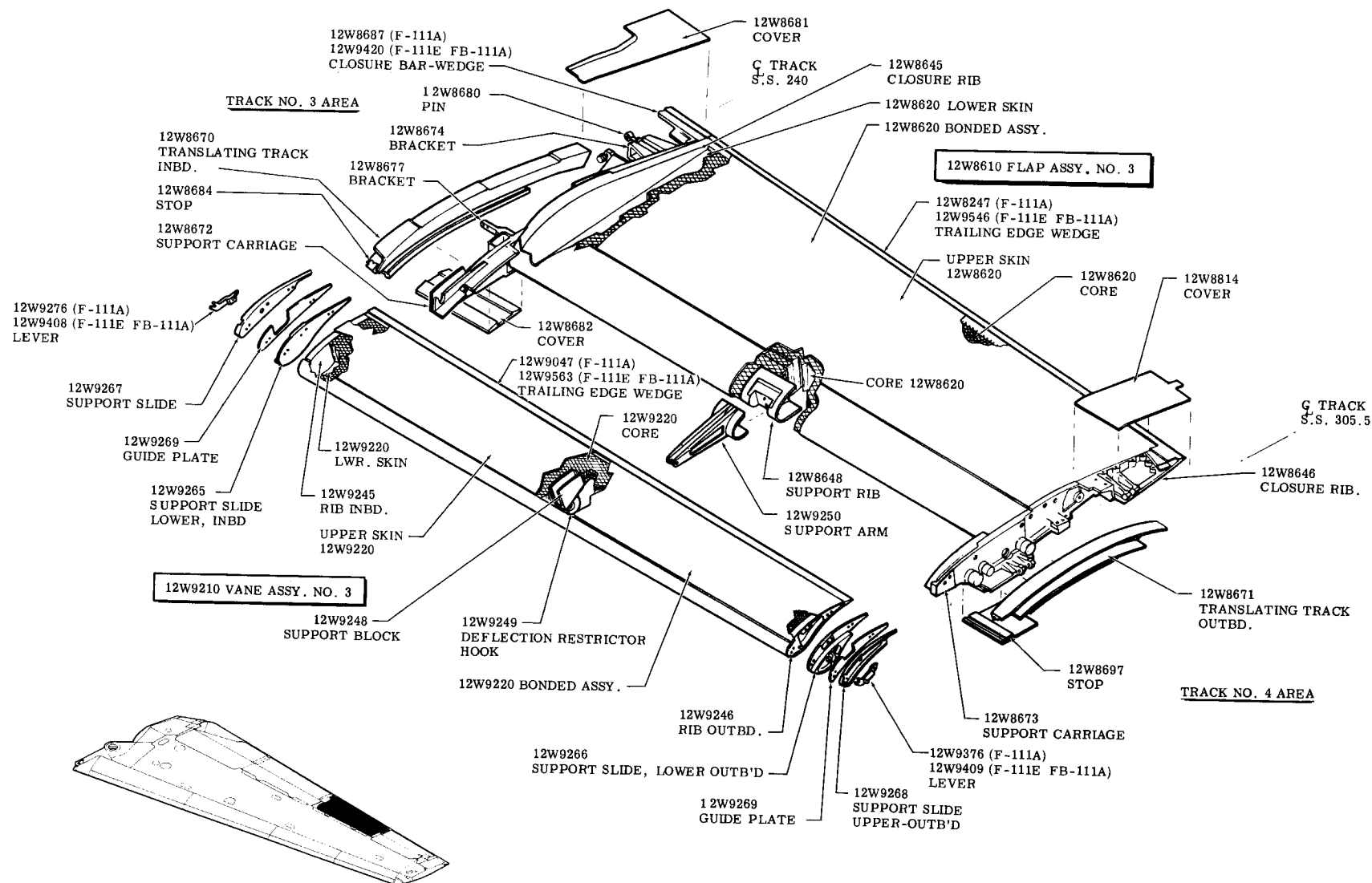


1.	12W8302	Clip	31.	12W8275	Clip
2.	12W8302	Sponge	32.	12W8302	Support
3.	12W8302	Doubler	33.	12W8275	Skin
4.	12W8309	Skin	34.	12W8275	Clip
5.	12W8275	Rib	35.	12W8343	Link
6.	12W8346	Closure	36.	12W8333	Link
7.	12W8275	Rib	37.	12W8333	Link
8.	12W8275	Rib	38.	12W8305	Support
9.	12W8275	Wedge	39.	12W8306	Support
10.	12W8302	Filler	40.	12W8334	Link
11.	12W8275	Splice	41.	12W8338	Spring
12.	12W8275	Skin	42.	12W8339	Liner
13.	12W8275	Wedge	43.	12W8339	Shaft
14.	12W8347	Stiffener	44.	12W8340	Link
15.	12W8275	Rib	45.	12W8336	Pin
16.	12W8275	Support	46.	12W8332	Bracket
17.	12W8275	Doubler	47.	12W8333	Link
18.	12W8275	Wedge	48.	12W8331	Bracket
19.	12W8275	Doubler	49.	12W8304	Support
20.	12W8275	Rib	50.	12W8303	Ramp
21.	12W8275	Rib	51.	12W8328	Spacer
22.	12W8275	Clip	52.	12W8325	Link
23.	12W8275	Support	53.	12W8329	Mount
24.	12W8275	Filler	54.	12W8330	Clevis
25.	12W8342	Closure	55.	12W8326	Housing
26.	12W8345	Cover	56.	12W8324	Spring
27.	12W8275	Mount	57.	12W8323	Pin
28.	12W8275	Doubler	58.	12W8327	Pin
29.	12W8275	Doubler	59.	12W6132	Roller
30.	12W8275	Support			



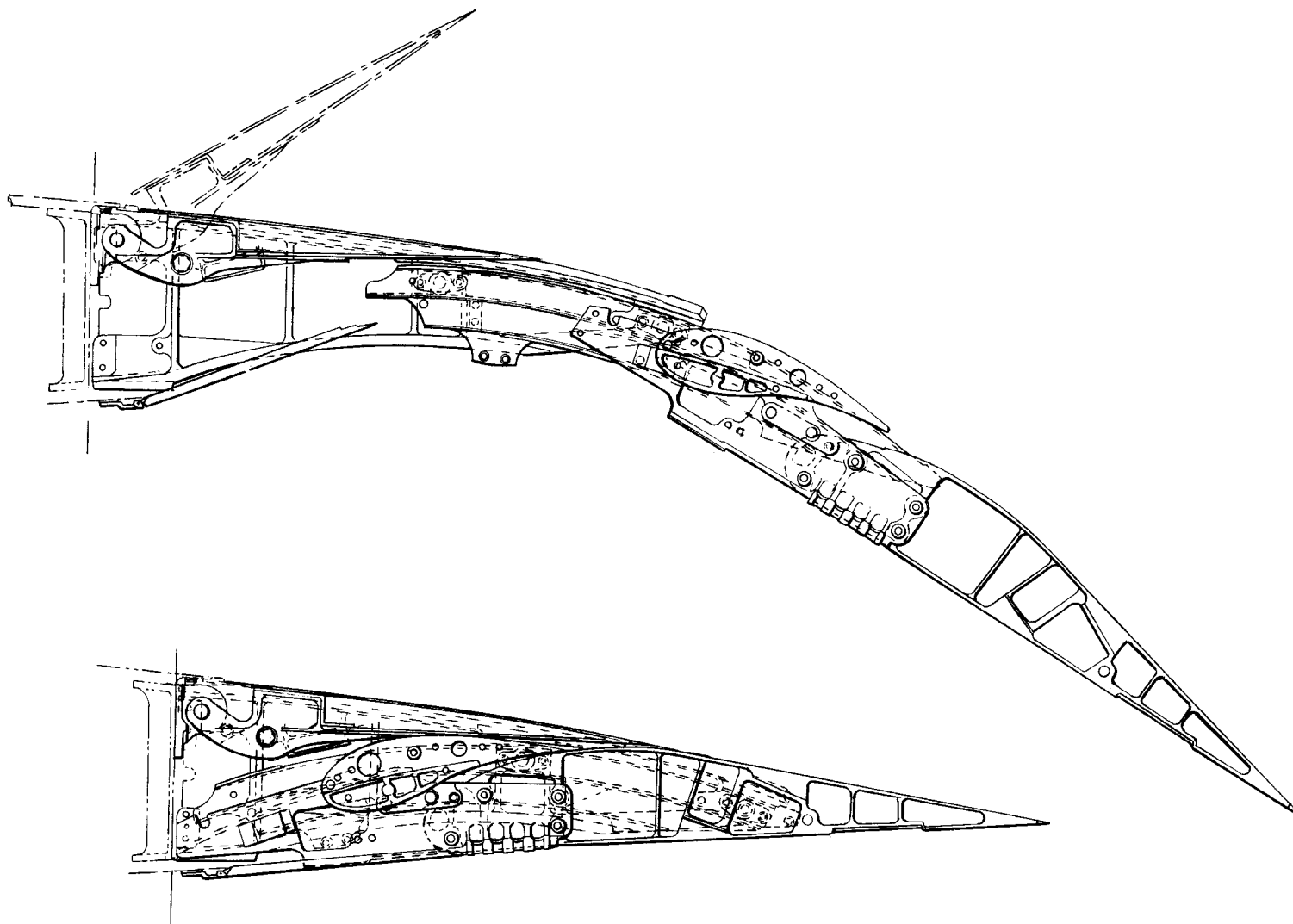
F-111 WING T.E. FLAP & VANE ASSEMBLY No. 3

TAC 31-on, BOMBER 3-on

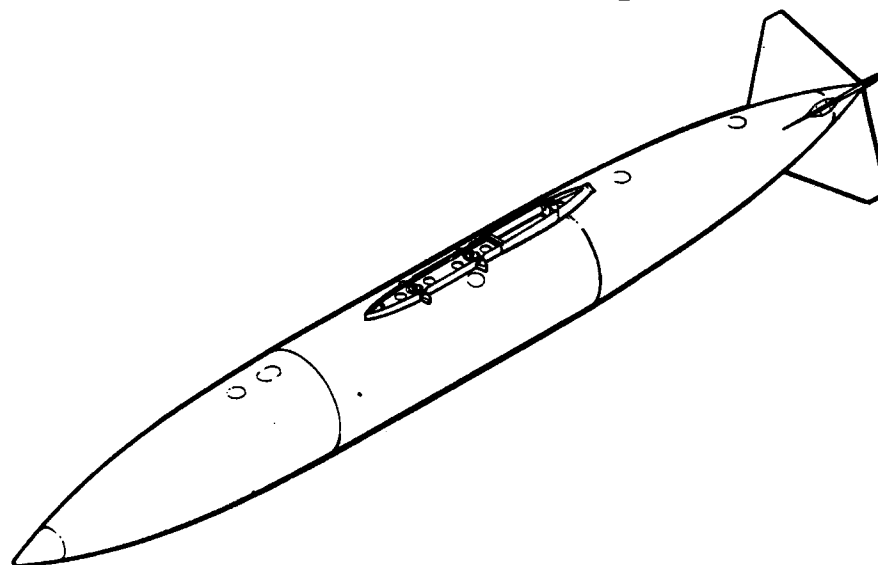




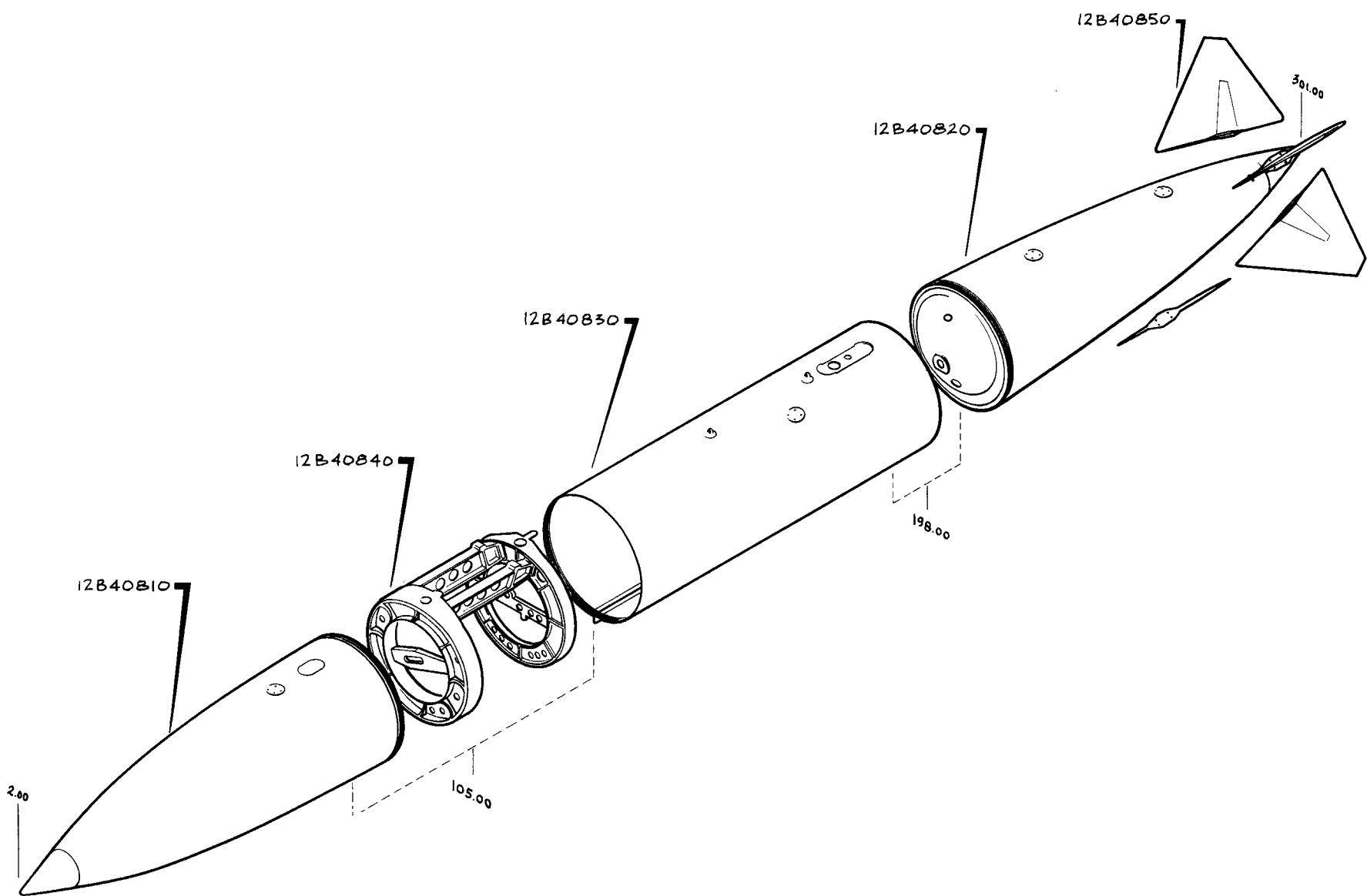
F-111 WING TRAILING EDGE CROSS SECTION



EXTERNAL FUEL TANKS

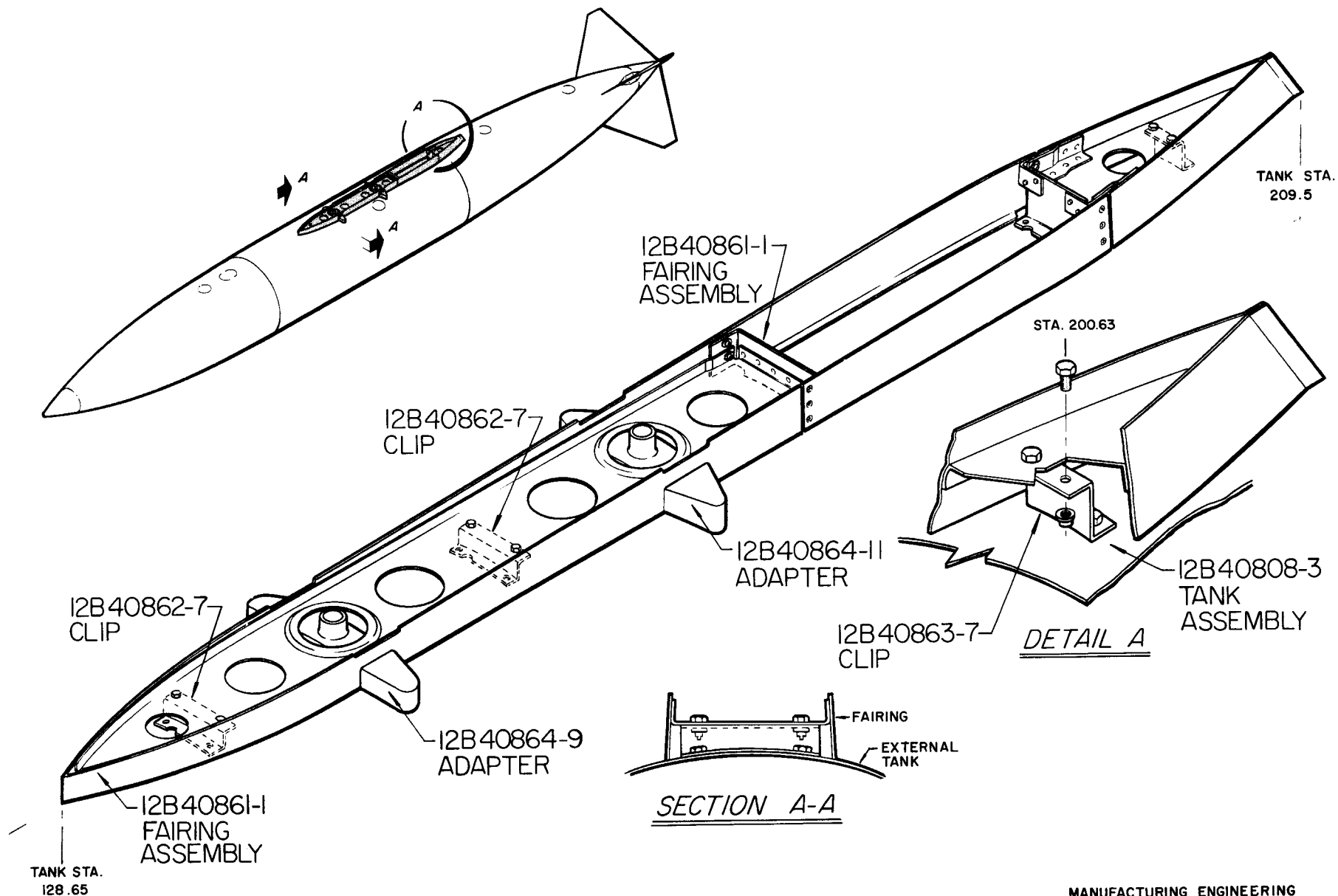


FB-III 600 GAL. EXT. FUEL TANK COMPONENT BREAKDOWN

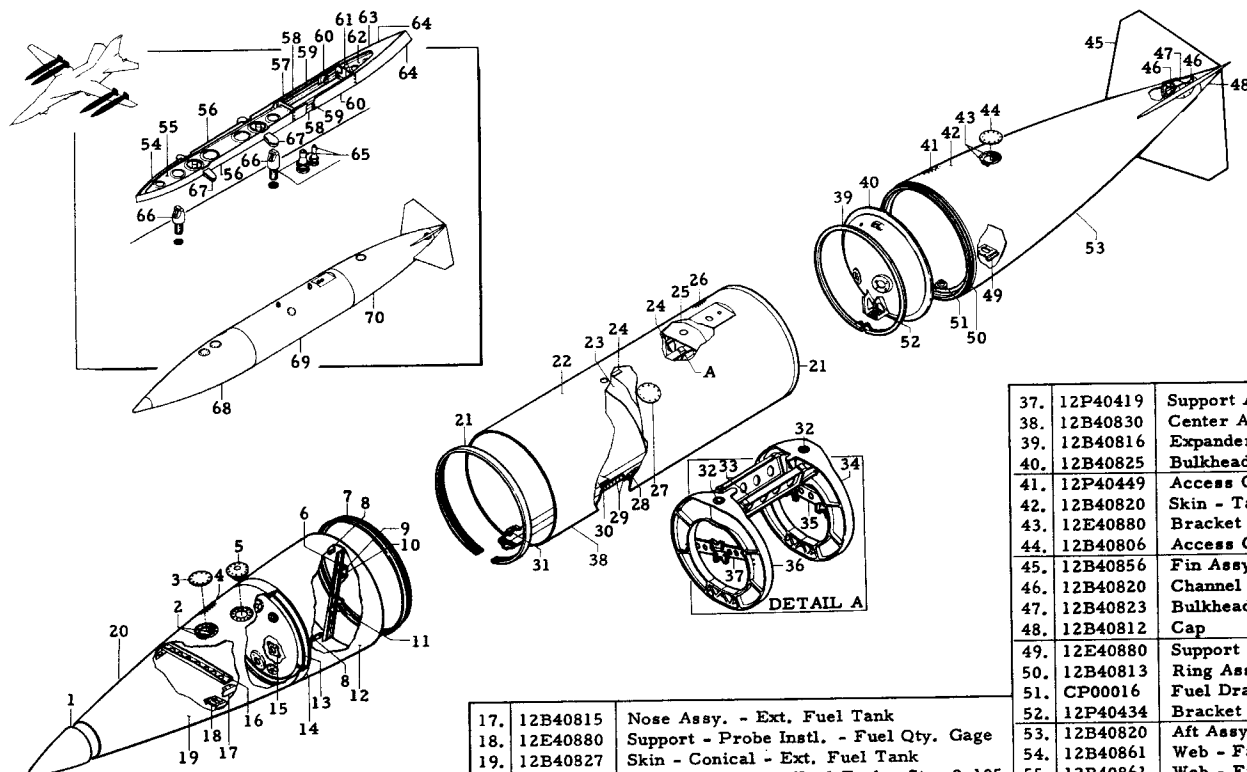


ECP 1017 PYLON FAIRING INSTALLATION

600 GALLON EXTERNAL FUEL TANK 12B40808



FB-111A EXTERNAL FUEL TANKS - 600 GAL.

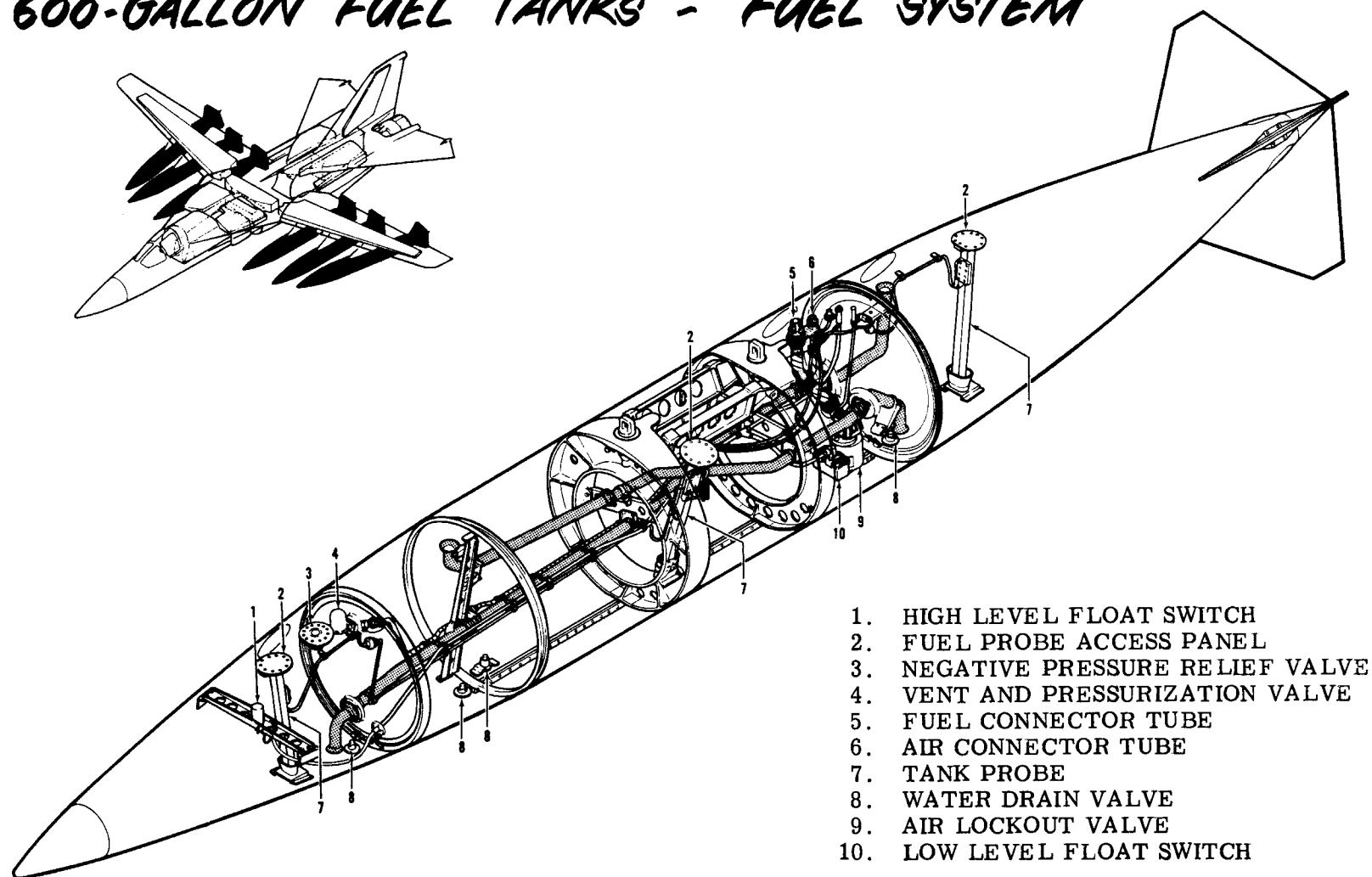


1.	12B40812	Cap-External Fuel Tank
2.	12E40880	Bracket - Probe Instl. -Fuel Qty. Gage
3.	12B40806	Cover - Access, Gaging Unit - Fuel
4.	12P40449	Cover - Access - Gravity Refuel
5.	CP0028	Valve - Vacuum Relief
6.	12P40441	Support Assy. - Fuel Tube
7.	12B40819	Ring - Connecting, Assy.
8.	12B40815	Nose Assy - Ext. Fuel Tank
9.	12P147	Support - Tube, Fuel Line
10.	12P40441	Support Assy. - Fuel Tube
11.	12P147	Support - Tube, Fuel Line
12.	12B40827	Skin - Conical, Ext. Fuel Tank
13.	12B40826	Bhd. - Nose, Ext. Fuel Tank
14.	12B40828	Ring - Bhd. Support
15.	12P40417	Flange - 4 - Bolt - Bhd. Backup
16.	12P40437	Bracket - High Level Fuel Switch

17.	12B40815	Nose Assy. - Ext. Fuel Tank
18.	12E40880	Support - Probe Instl. - Fuel Qty. Gage
19.	12B40827	Skin - Conical - Ext. Fuel Tank
20.	12B40810	Nose Assy - Ext. Fuel Tank - Sta. 2-105
21.	12B40832	Ring - Attach, Center
22.	12B40831	Skin - Center
23.	12B40830	Doubler - Center
24.	12B40830	Filler - Center
25.	12B40830	Doubler - Center
26.	12P40449	Cap-Adapter Assy., Refuel Filler
27.	12B40806	Cover - Access, Gaging Unit
28.	12E40880	Clip - Probe, Fuel Qty. Gaging
29.	12B40833	Clamp Bar
30.	12B40803	Center Seal
31.	12B40835	Bracket - Fuel Probe Support
32.	12B40809	Adapter - Tank
33.	12B40847	Beam Strongback Assy.
34.	12B40849	Frame Assy. - Sta. 171.5
35.	12P40420	Support Assy. - Fuel Tube
36.	12B40848	Frame Assy. - Sta. 141.5

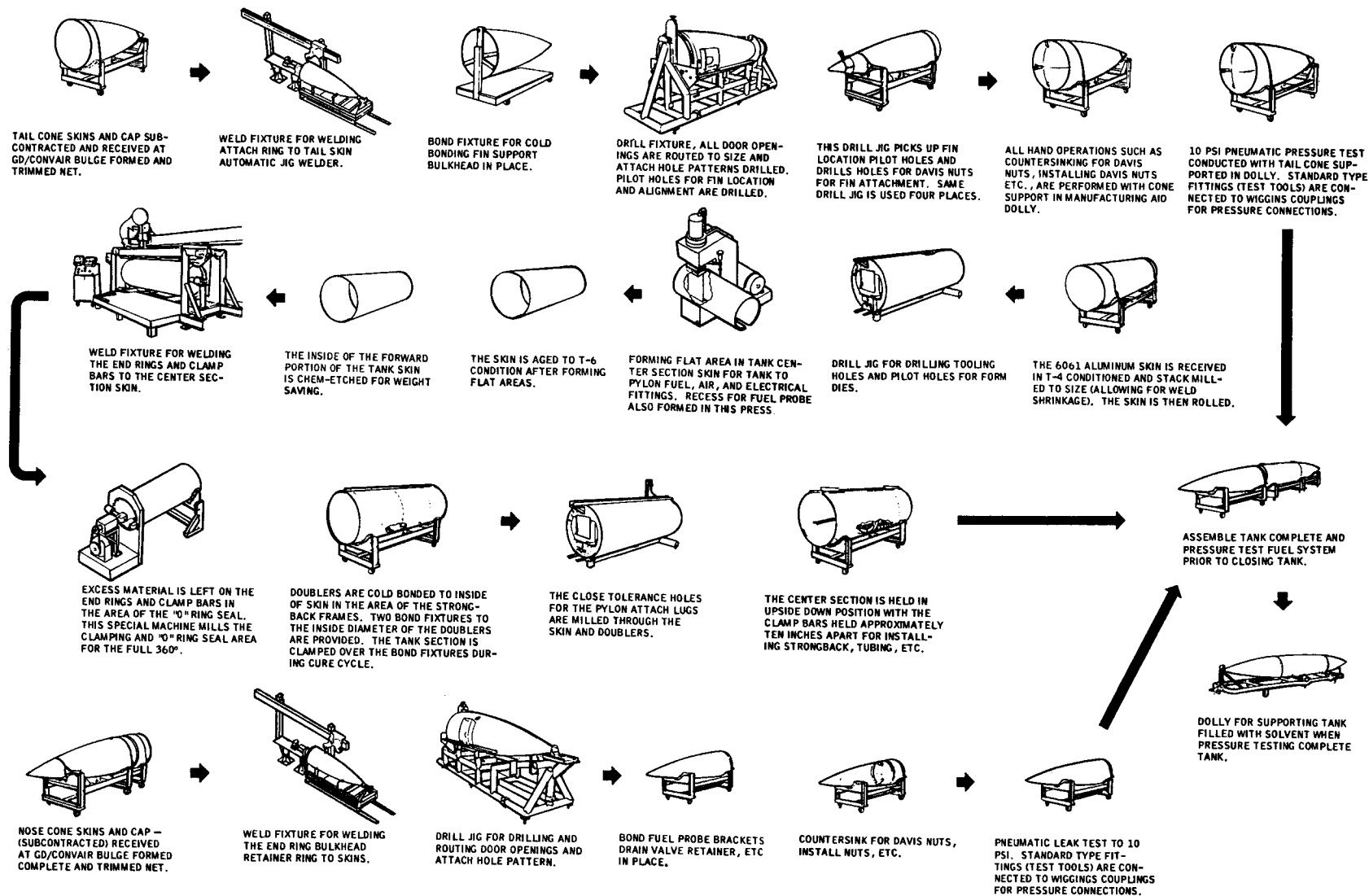
37.	12P40419	Support Assy. - Fuel Tube - Sta. 141.5
38.	12B40830	Center Assy. - Ext. Fuel Tank - Sta. 105-198
39.	12B40816	Expander Ring Assy.
40.	12B40825	Bulkhead - Aft
41.	12P40449	Access Cover
42.	12B40820	Skin - Tail Assy. - Ext. Fuel Tank
43.	12E40880	Bracket - Fuel Qty. Gaging
44.	12B40806	Access Cover - Cap
45.	12B40856	Fin Assy.
46.	12B40820	Channel - Tail Assy.
47.	12B40823	Bulkhead - Fin
48.	12B40812	Cap
49.	12E40880	Support - Probe, Fuel Qty. Gaging
50.	12B40813	Ring Assy. - Attach
51.	CP00016	Fuel Drain Valve Housing
52.	12P40434	Bracket - Valve, Fuel & Defuel
53.	12B40820	Aft Assy. - Ext. Fuel Tank - Sta. 198-301
54.	12B40861	Web - Fairing Assy., Pylon
55.	12B40861	Web - Fairing
56.	12B40861	Fairing Assy., Pylon - Sta. 128-209
57.	12B40861	Bracket - Fairing, Pylon
58.	12B40861	Stiffener - Fairing, Pylon
59.	12B40861	Stiffener - Fairing, Pylon
60.	12B40861	Cover - Fairing, Pylon
61.	12B40861	Bracket - Fairing, Pylon
62.	12B40861	Web - Fairing Pylon
63.	12B40861	Web - Fairing Pylon
64.	12B40861	Fairing, Pylon
65.	12P039	Adapter Instl. - Fuel & Air
66.	12B40867	Attach Lugs - Sta. 141.5 & 171.5
67.	12B40866	Adapter - Tank
68.	12B40810	Nose Assy. - Ext. Fuel Tank - Sta. 2-105
69.	12B40830	Center Assy. - Ext. Fuel Tank - Sta. 105-198
70.	12B40820	Tail Assy. - Ext. Fuel Tank - Sta. 198-301
71.	12B40800	Tank Assy. - Ext. Fuel

600-GALLON FUEL TANKS - FUEL SYSTEM

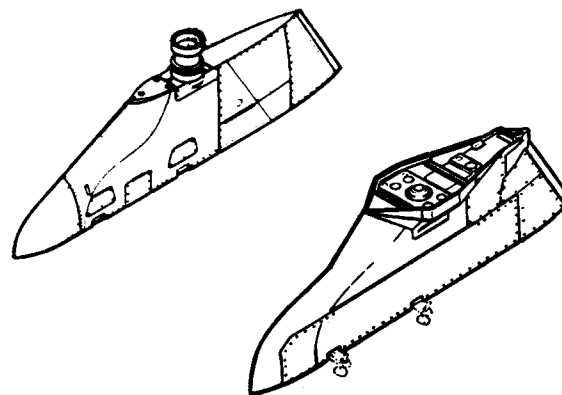


MANUFACTURING ENGINEERING
FB-111-48 24 May 1969

F-111 600-GALLON EXTERNAL FUEL TANK JIG FLOW



WING PYLONS



F-111A FWD & AFT QRC PYLONS

TAC 31 -ON

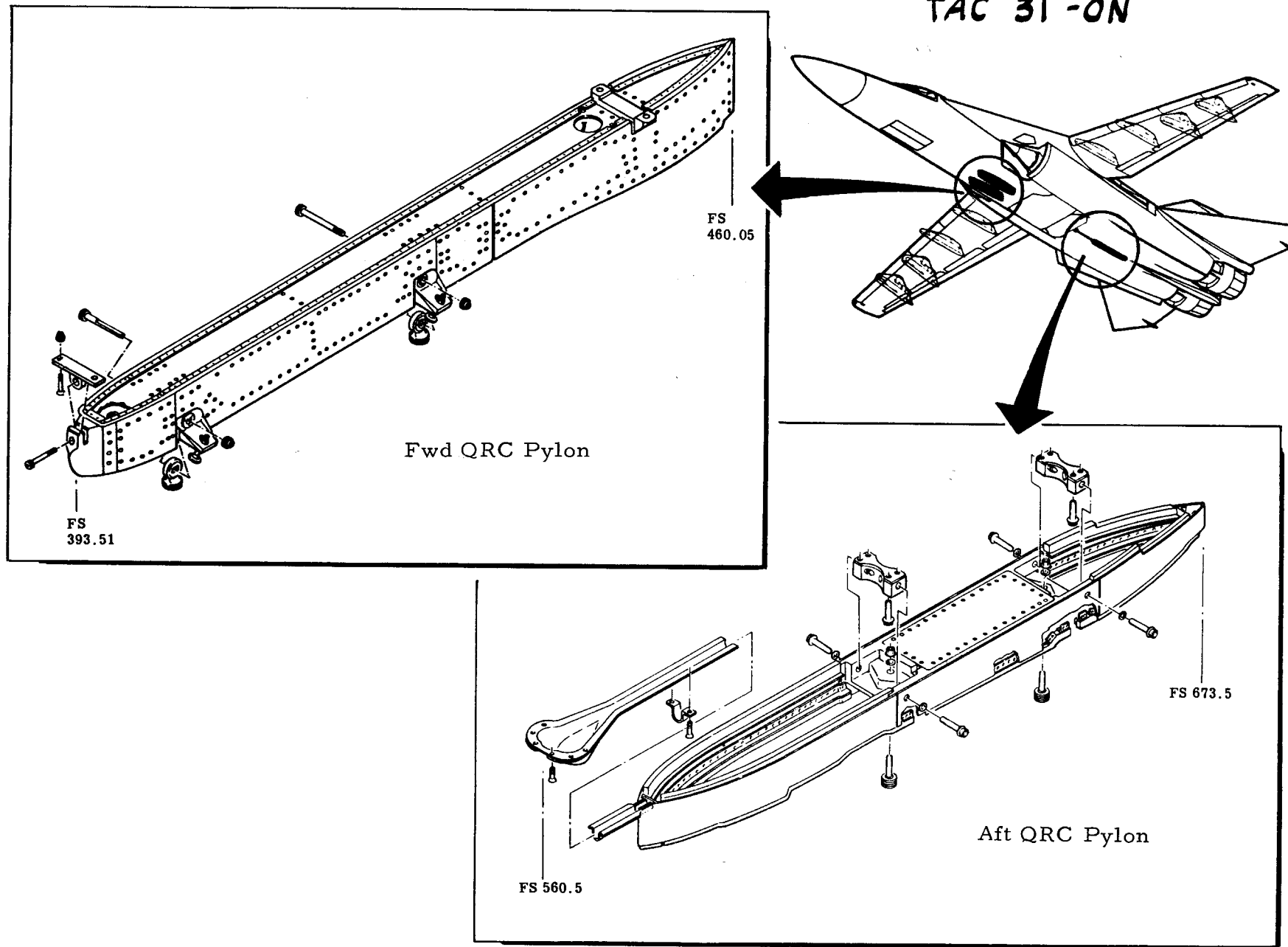
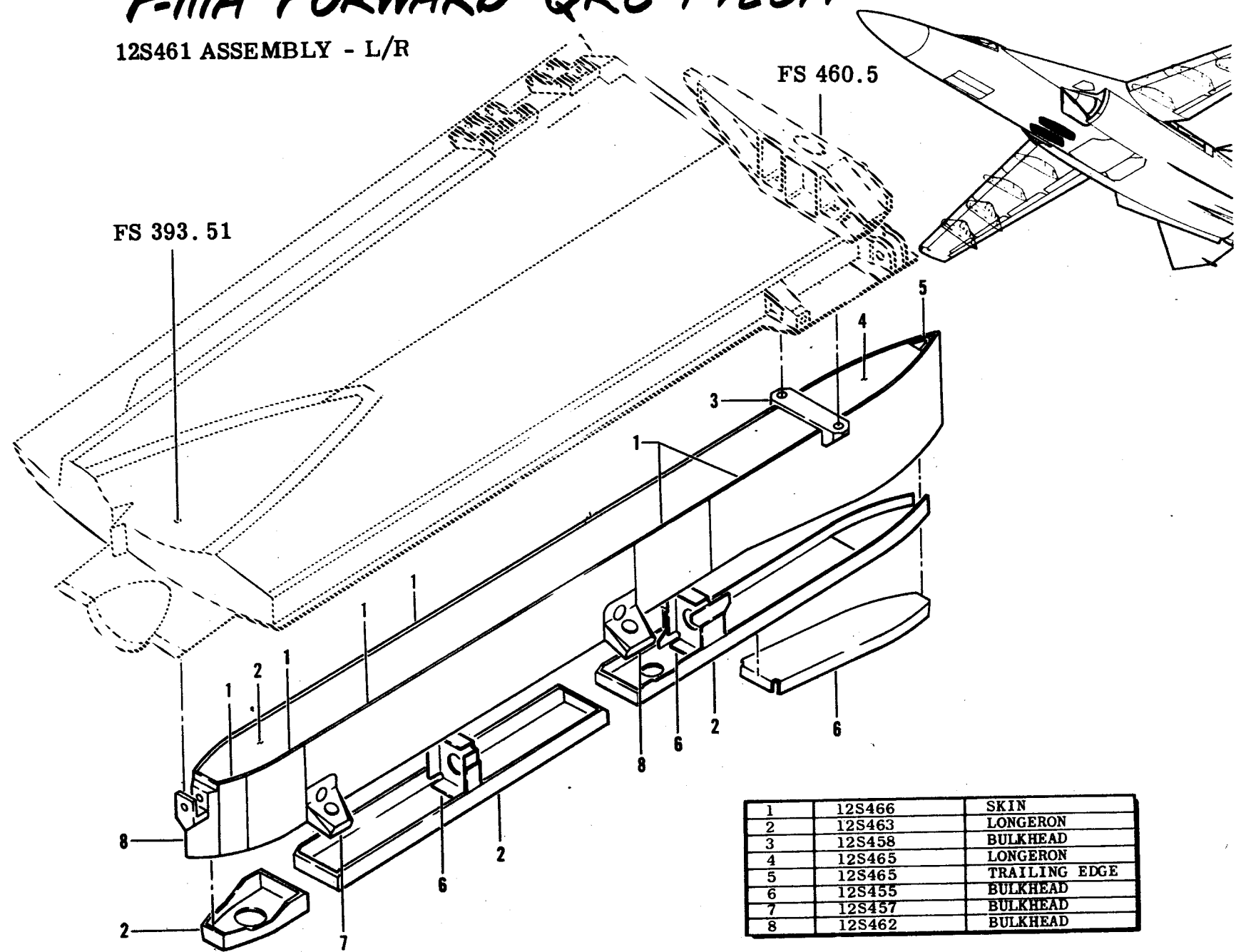


Figure F-111A FWD AND AFT QRC PYLONS (TAC 31 and On)

F-111A FORWARD QRC PYLON

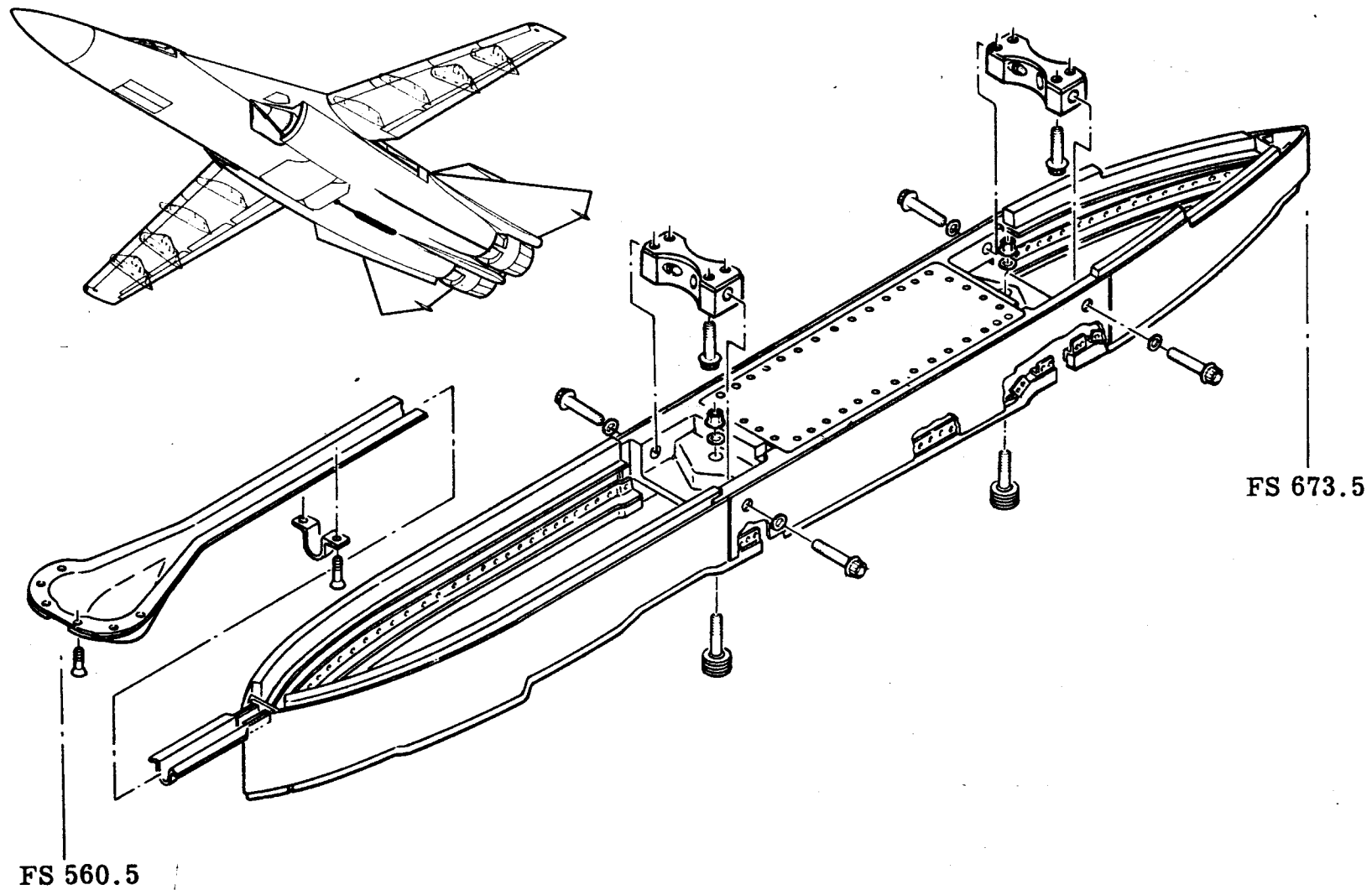
12S461 ASSEMBLY - L/R



1	12S466	SKIN
2	12S463	LONGERON
3	12S458	BULKHEAD
4	12S465	LONGERON
5	12S465	TRAILING EDGE
6	12S455	BULKHEAD
7	12S457	BULKHEAD
8	12S462	BULKHEAD

F-111A AFT QRC PYLON

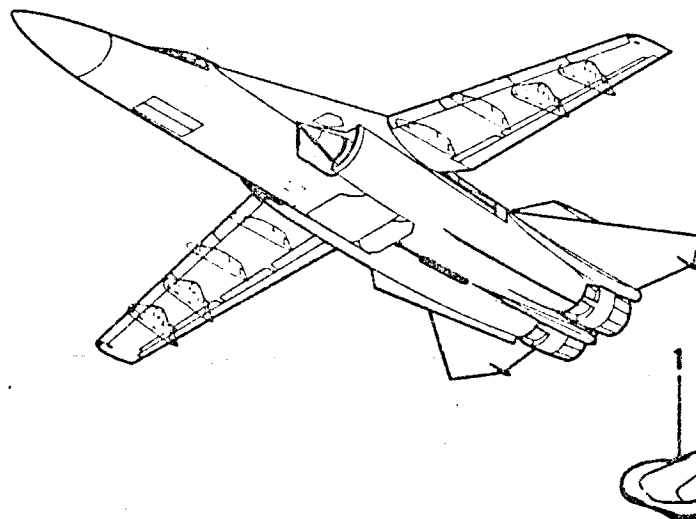
12S971 ASSEMBLY



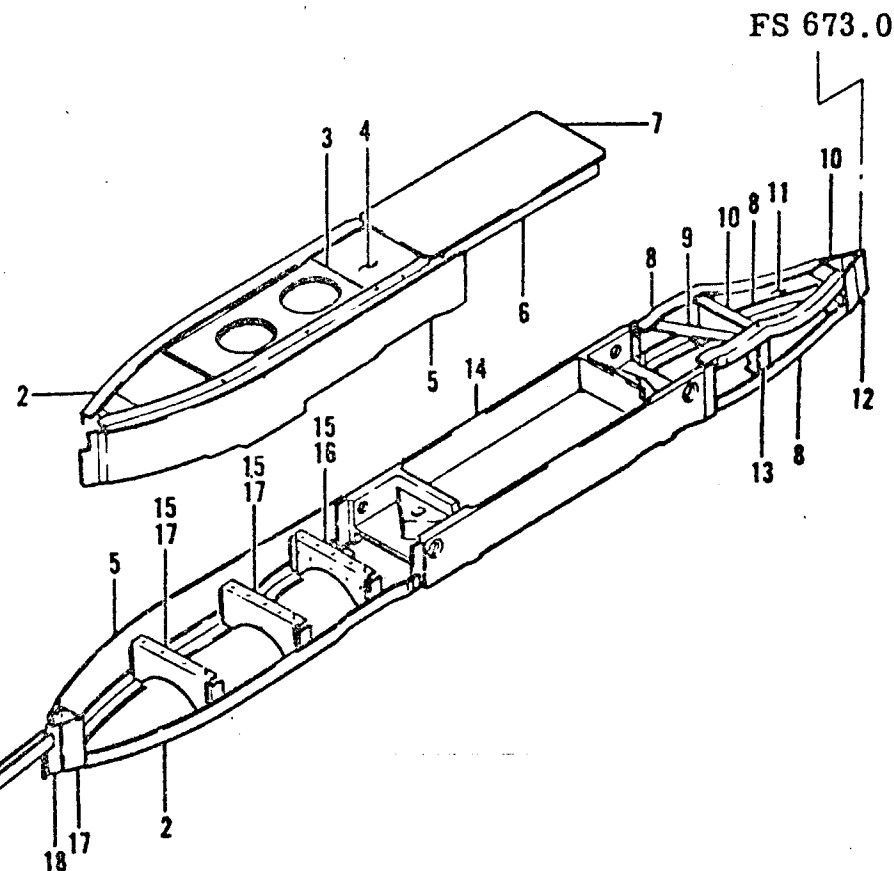
F-111A AFT QRC PYLON

12S971 ASSEMBLY

1	12S975	TUNNEL	6061-T6
2	12S973	STIFFENER	2024-T6
3	12S973	DOUBLER	2024-T3
4	12S973	PAN	2024-T3
5	12S973	FAIRING	2024-T3
6	12S971	ANGLE	
7	12S971	PLATE	2024-T81
8	12S972	STIFFENER	
9	12S972	GRACE	
10	12S972	BULKHEAD	2024-T3
11	12S972	FAIRING SKIN	2024-T3
12	12S972	TRAILING EDGE	2024-T3
13	12S972	STIFFENER	2024-T3
14	12S974	CENTER BEAM	2024-T851
15	12S973	STIFFENER	2024-T3
16	12S973	BULKHEAD	2024-T3
17	12S973	BULKHEAD	2024-T2
18	12S973	LEADING EDGE	2024-T3

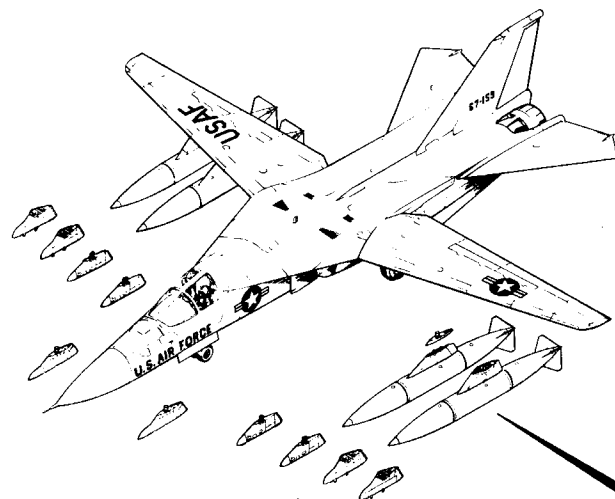


FS 560.5

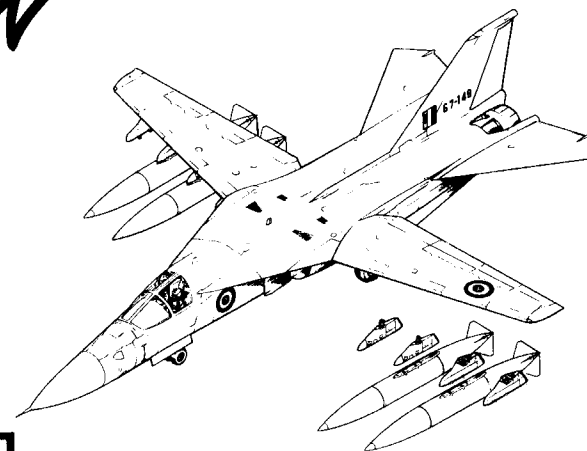


FS 673.0

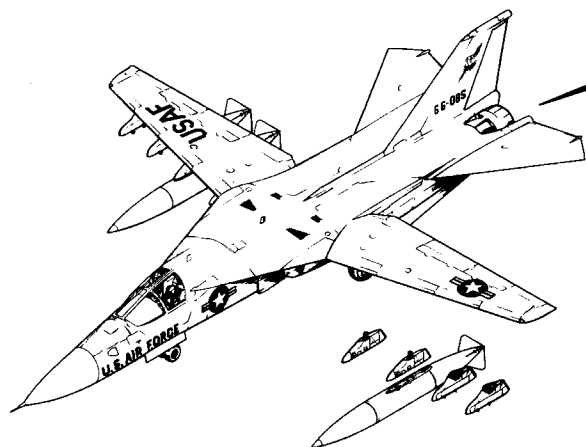
PRODUCTION PROGRAM PYLONS




FB-111 (GAC)



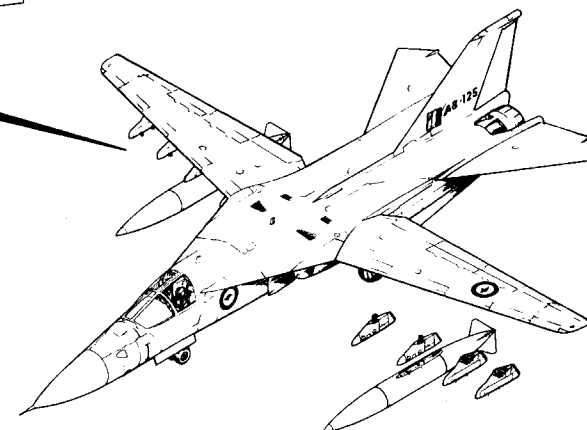
F/TF-111K (UNITED KINGDOM)




F-111A (TAC)



F-111A (TAC)
BASELINE CONFIGURATION



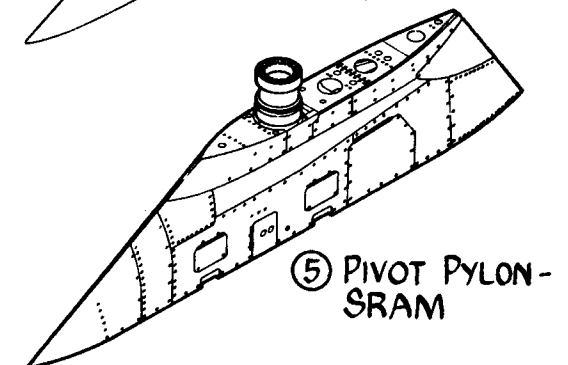
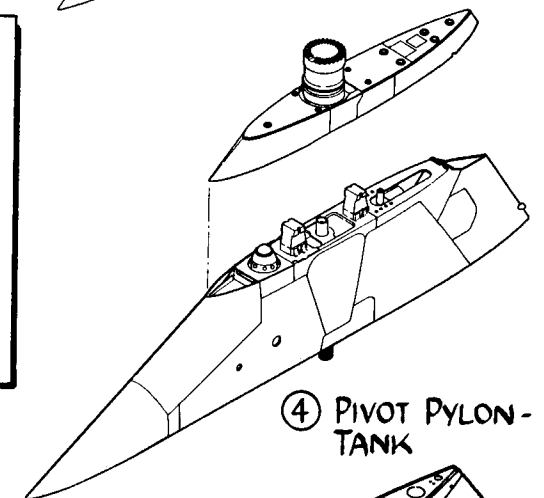
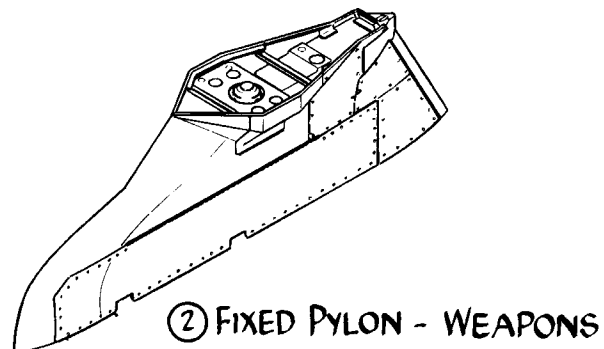
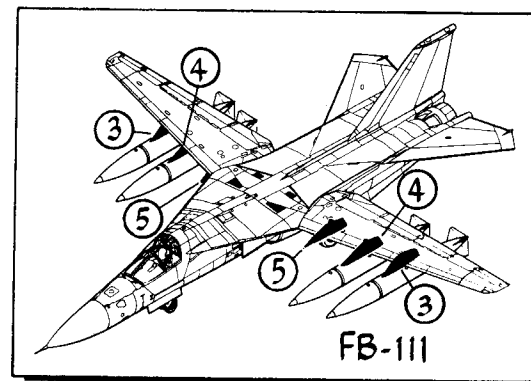
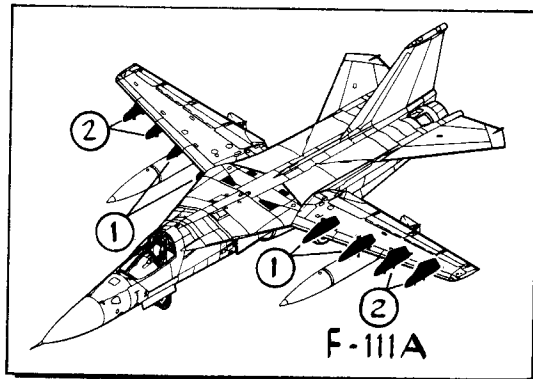
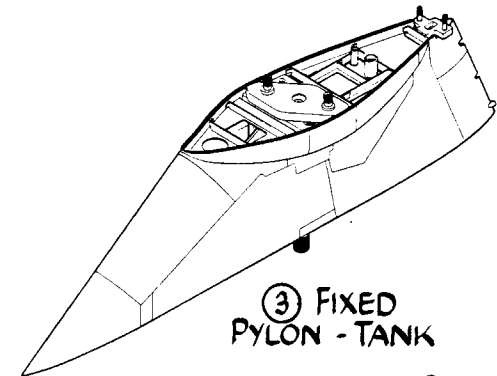

F-111C (AUSTRALIAN)



F-111B (NAVY)

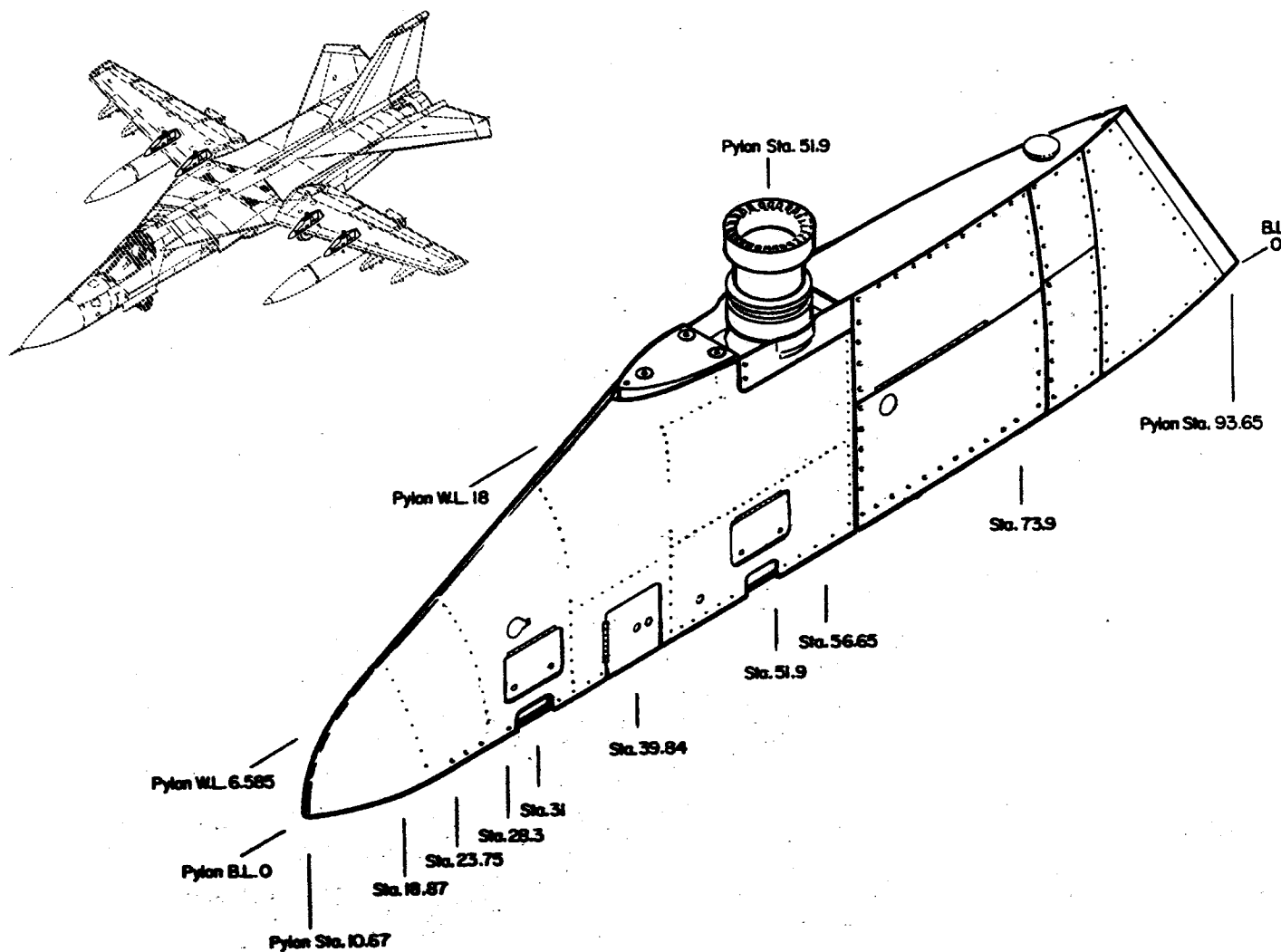
F-111A/FB-111 PYLON CONFIGURATIONS

TAC 31-on, BOMBER 3-on

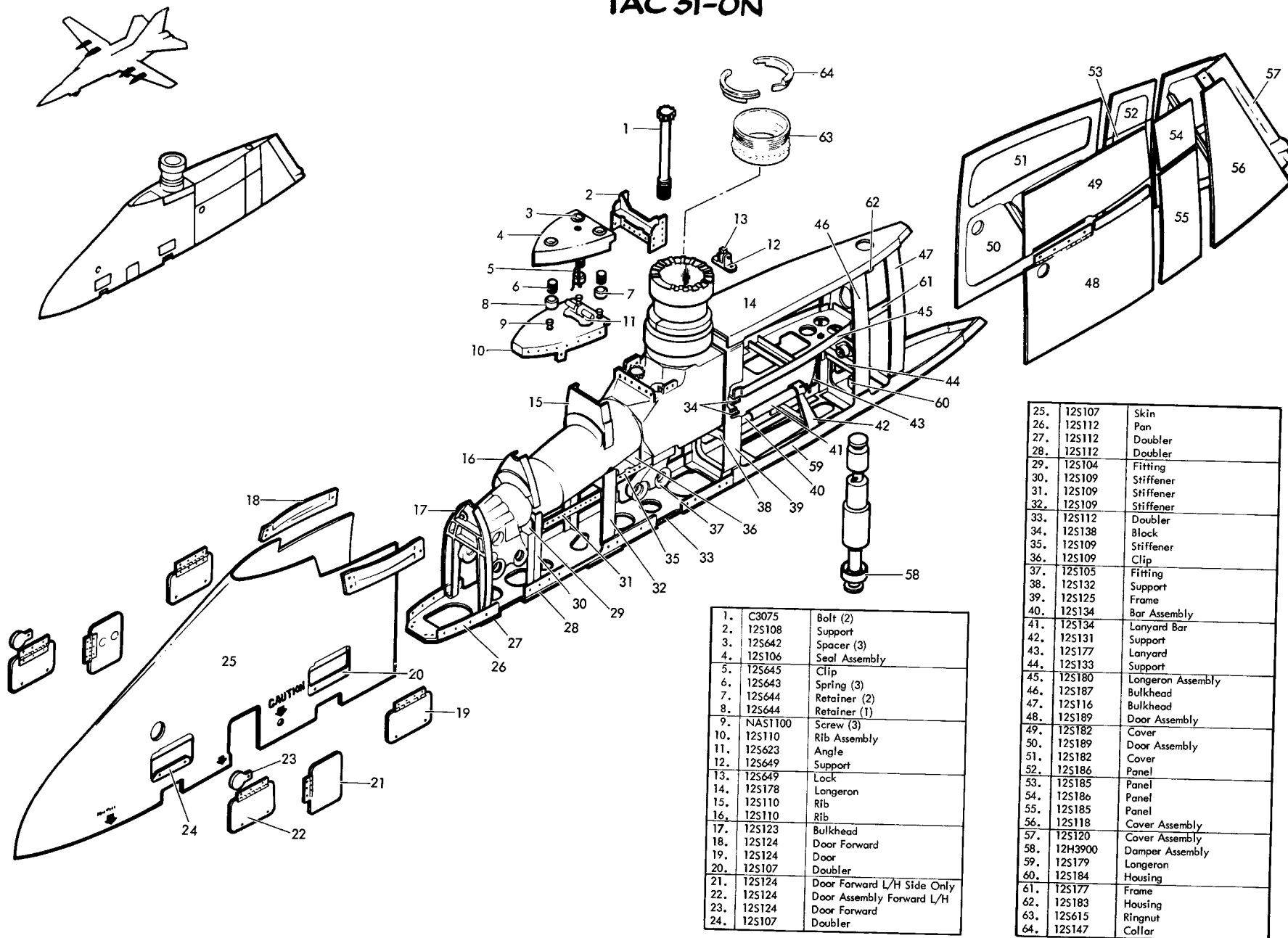


12S176 PIVOT PYLON ASSY.

TAC 31-on

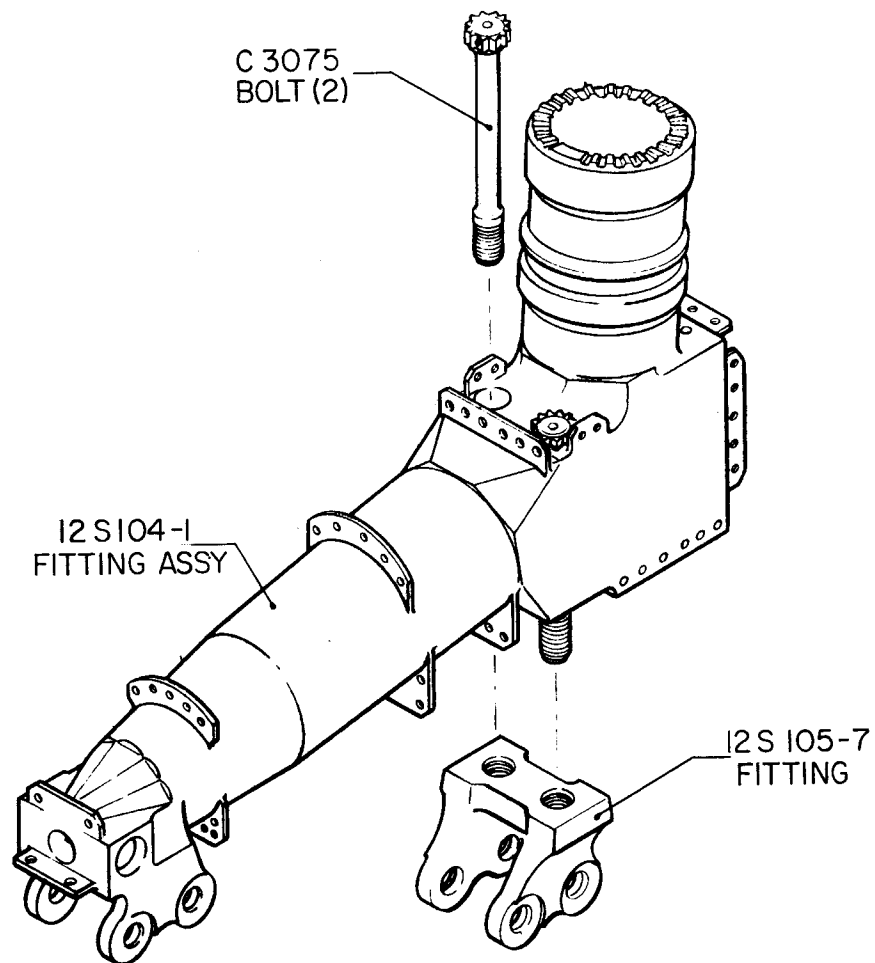
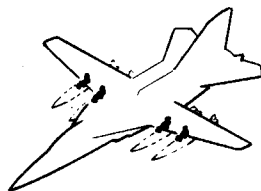


F.111 PIVOT PYLON PRODUCTION BREAKDOWN TAC 31-ON



F-111A-PIVOT PYLON SUPPORT FITTING (12S104)

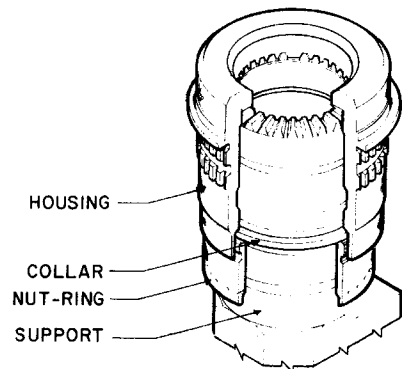
TAC 12 & ON



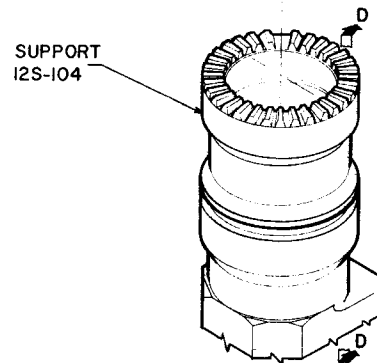
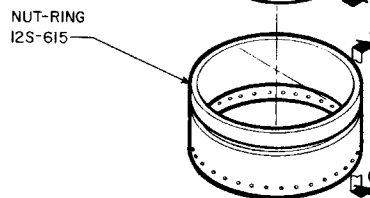
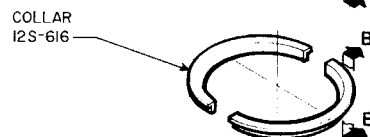
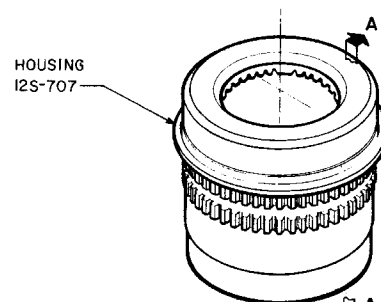
1/4 SCALE

TOOLING DEPARTMENT
ST-684-7A 19 AUG '66
(REVISED)

ROTATING PYLON FITTING



CUTAWAY VIEW



SECTION A-A



SECTION B-B



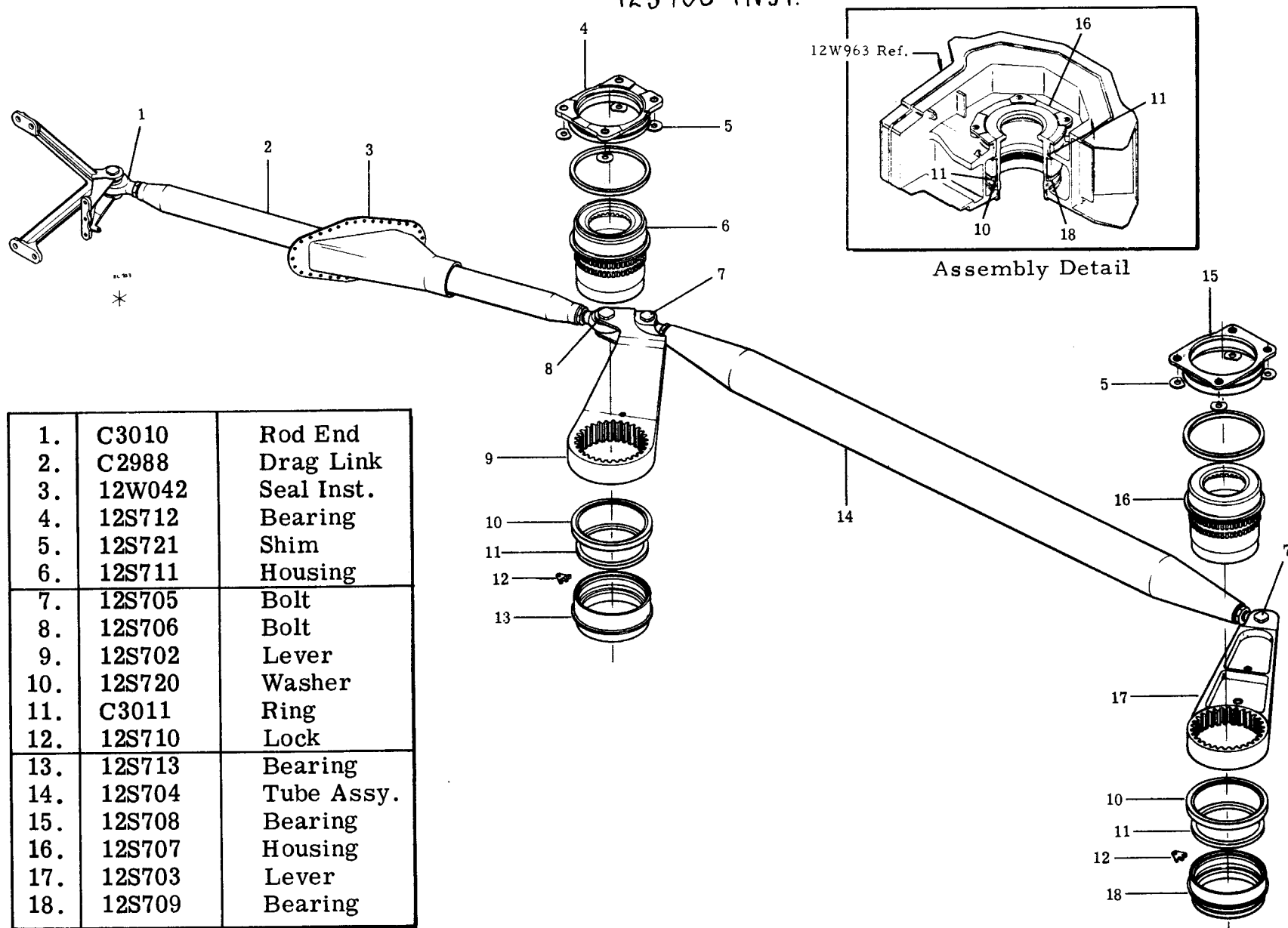
SECTION C-C



SECTION D-D

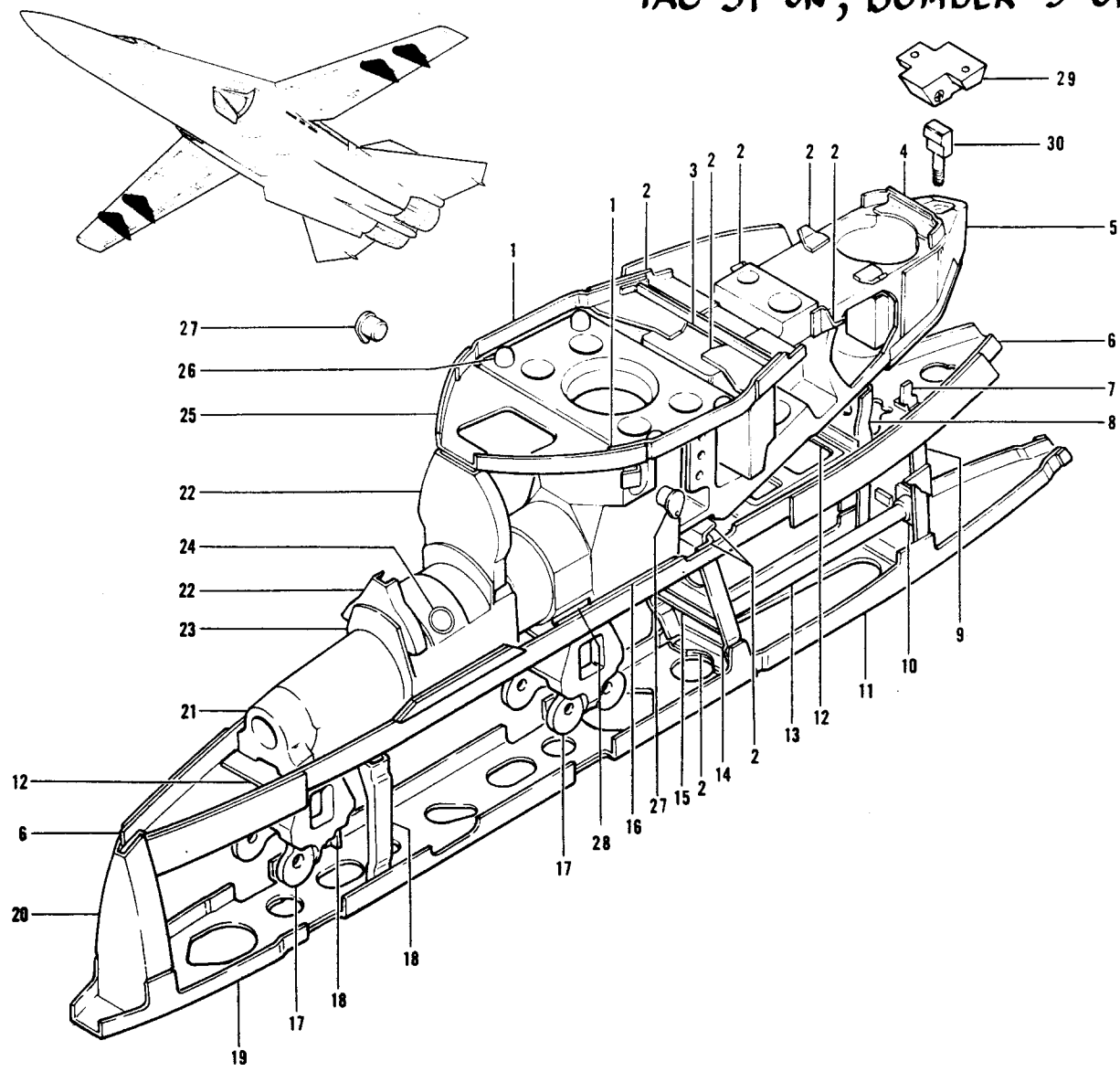
F-III PIVOT MECHANISM INSTL - PIVOT PYLON

12S700 INST.



F-111 FIXED PYLON STRUCTURE


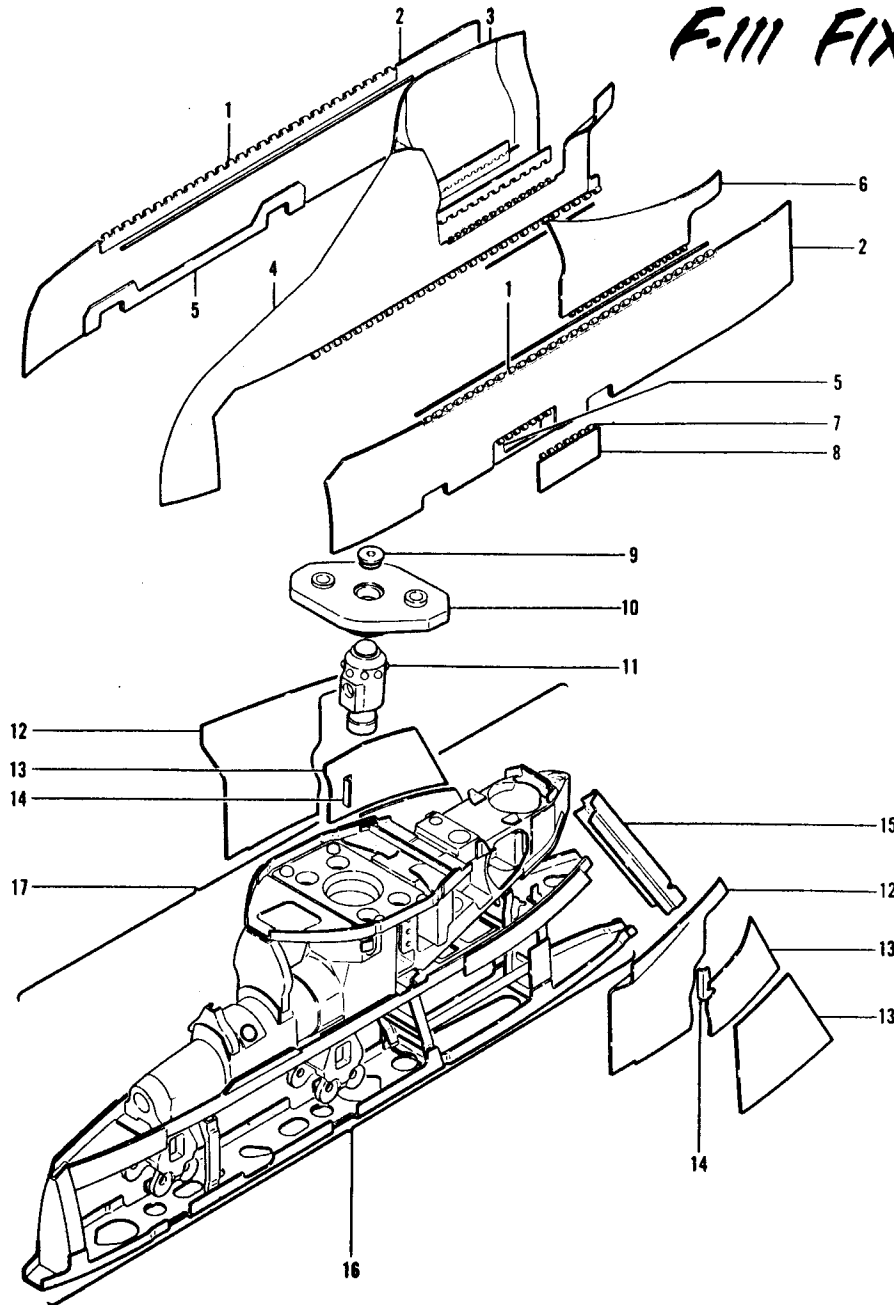
TAC 31-ON, BOMBER 3-ON



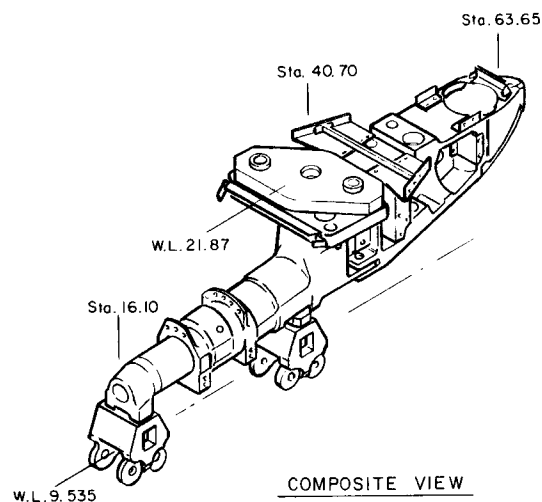
1.	12S202	Stiffener
2.	12S202	Clip
3.	12S202	Filler
4.	12S202	Clip
5.	12S226	Beam
6.	12S229	Shelf
7.	12P020	Support
8.	12S202	Bulkhead
9.	12S202	Bulkhead
10.	12S237	Bracket
11.	12S208	Closure
12.	12S229	Doubler
13.	12S202	Bar
14.	12S202	Bulkhead
15.	12M312	Channel
16.	12S229	Doubler
17.	12S217	Adapter
18.	12S202	Brace
19.	12S208	Closure
20.	12S210	Bulkhead
21.	12M303	Whiffletree Assembly
22.	12S202	Bulkhead
23.	12S227	Beam
24.	12S256	Pin
25.	12S202	Closure
26.	12S230	Stud
27.	12S255	Pin
28.	12S330	Fitting
29.	12S205	Socket
30.	12S223	Rod

F-111 FIXED PYLON - SKINS

TAC 31-on, BOMBER 3-on

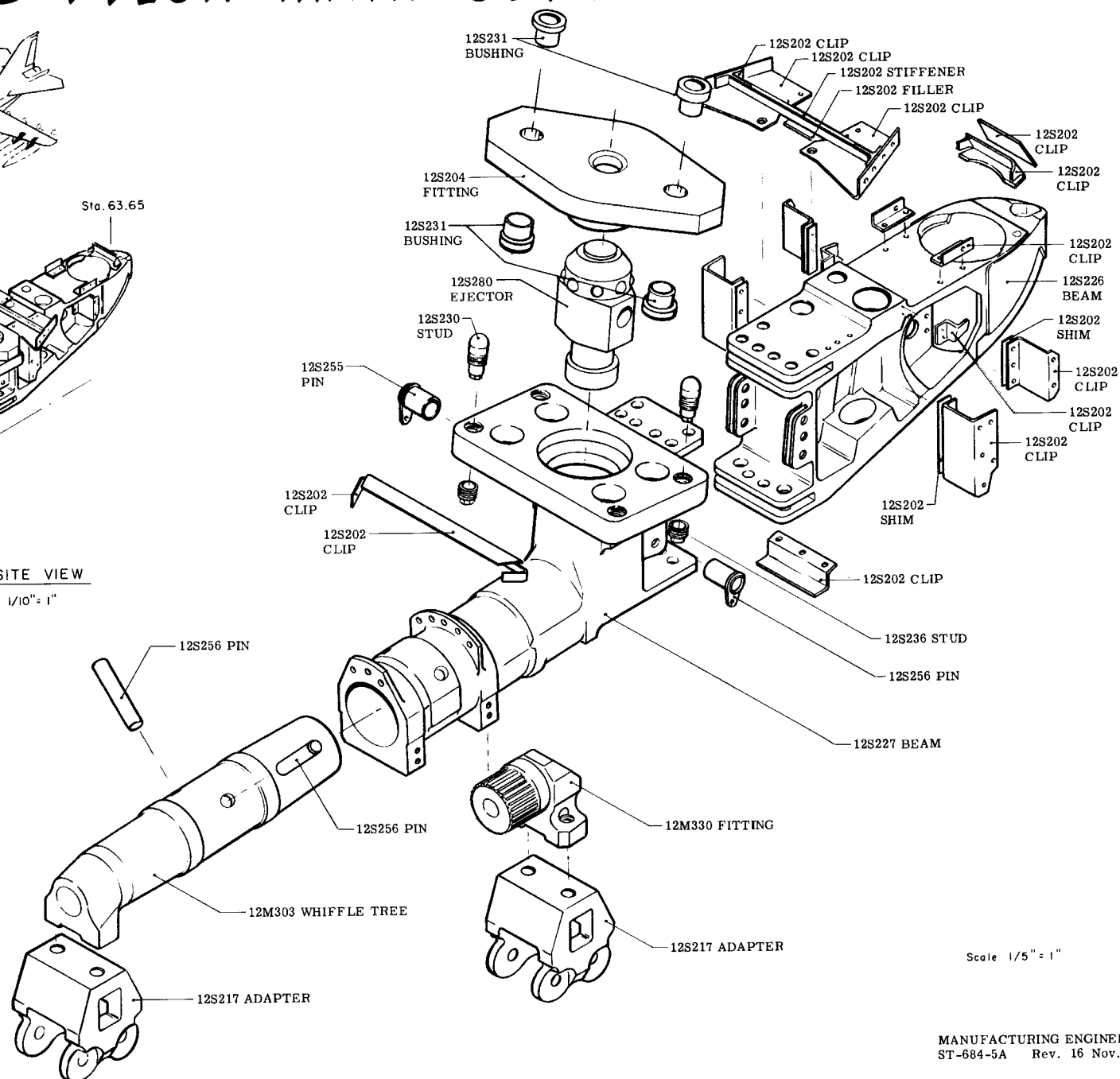


1.	MS20001	Hinge
2.	12S211	Fairing
3.	12S220	Panel
4.	12S215	Fairing
5.	12S211	Doubler
6.	12S220	Cover
7.	MS20001	Hinge
8.	12S211	Door
9.	12S232	Cap
10.	12S204	Fitting (Forging)
11.	12S240	Ejector Assembly
12.	12S220	Panel
13.	12S220	Cover
14.	12S220	Stiffener
15.	12S216	Fairing
16.	12S202	Angles and Splices
17.	12S202	Beams and Fittings

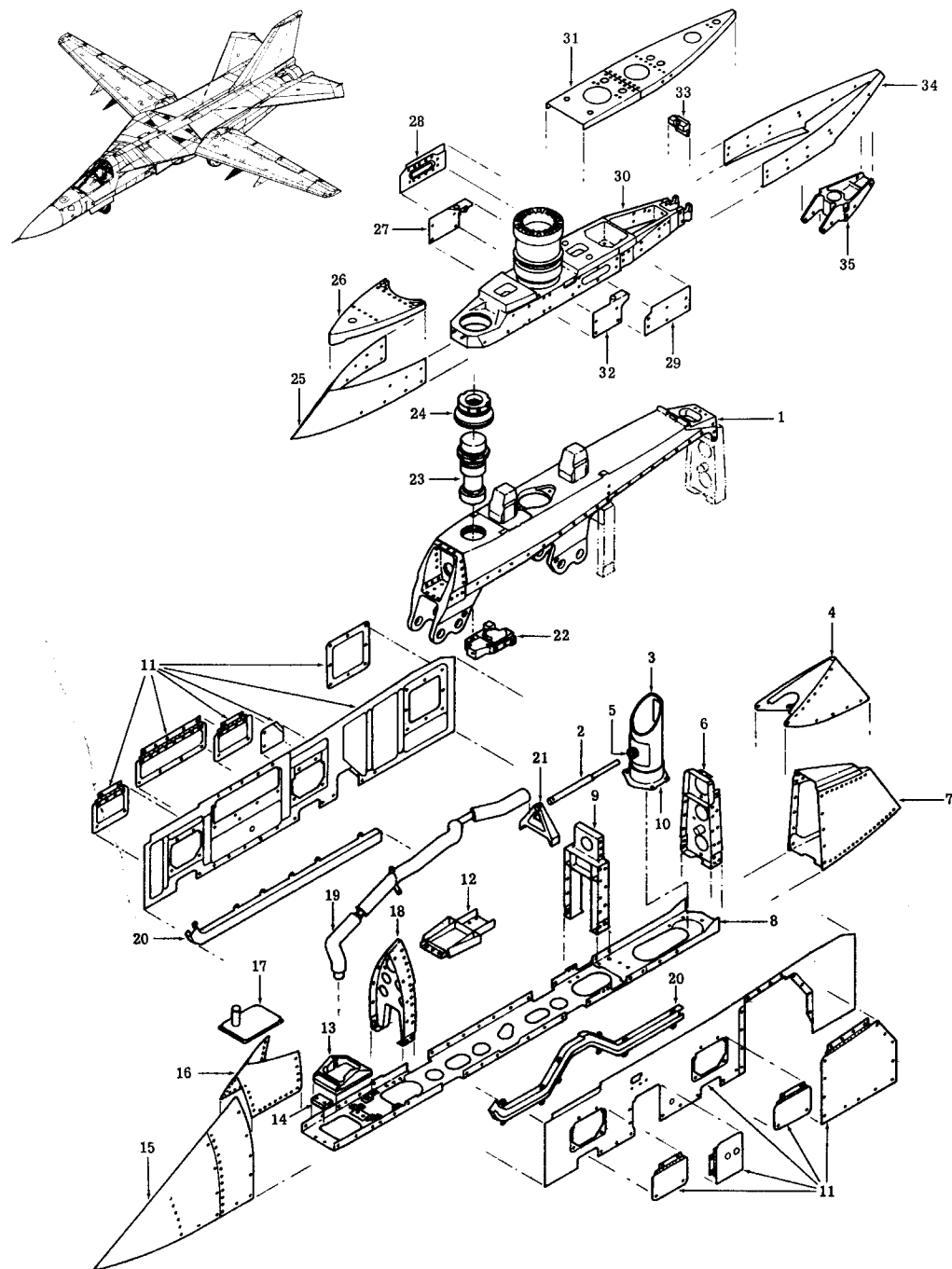


COMPOSITE VIEW

Scale 1/10" = 1"

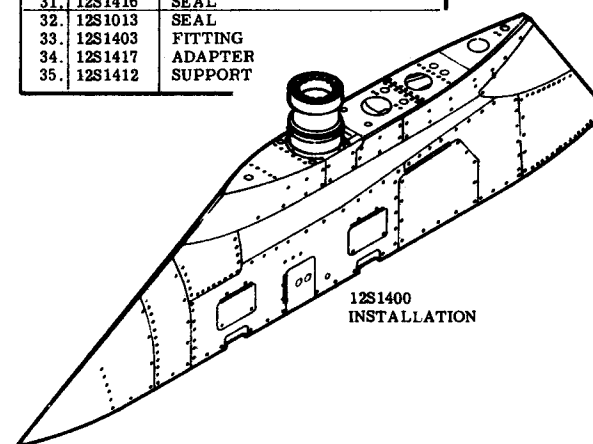


Scale 1/5" = 1'



FB-111A WEAPONS PYLON (SRAM) BOMBER 3-ON

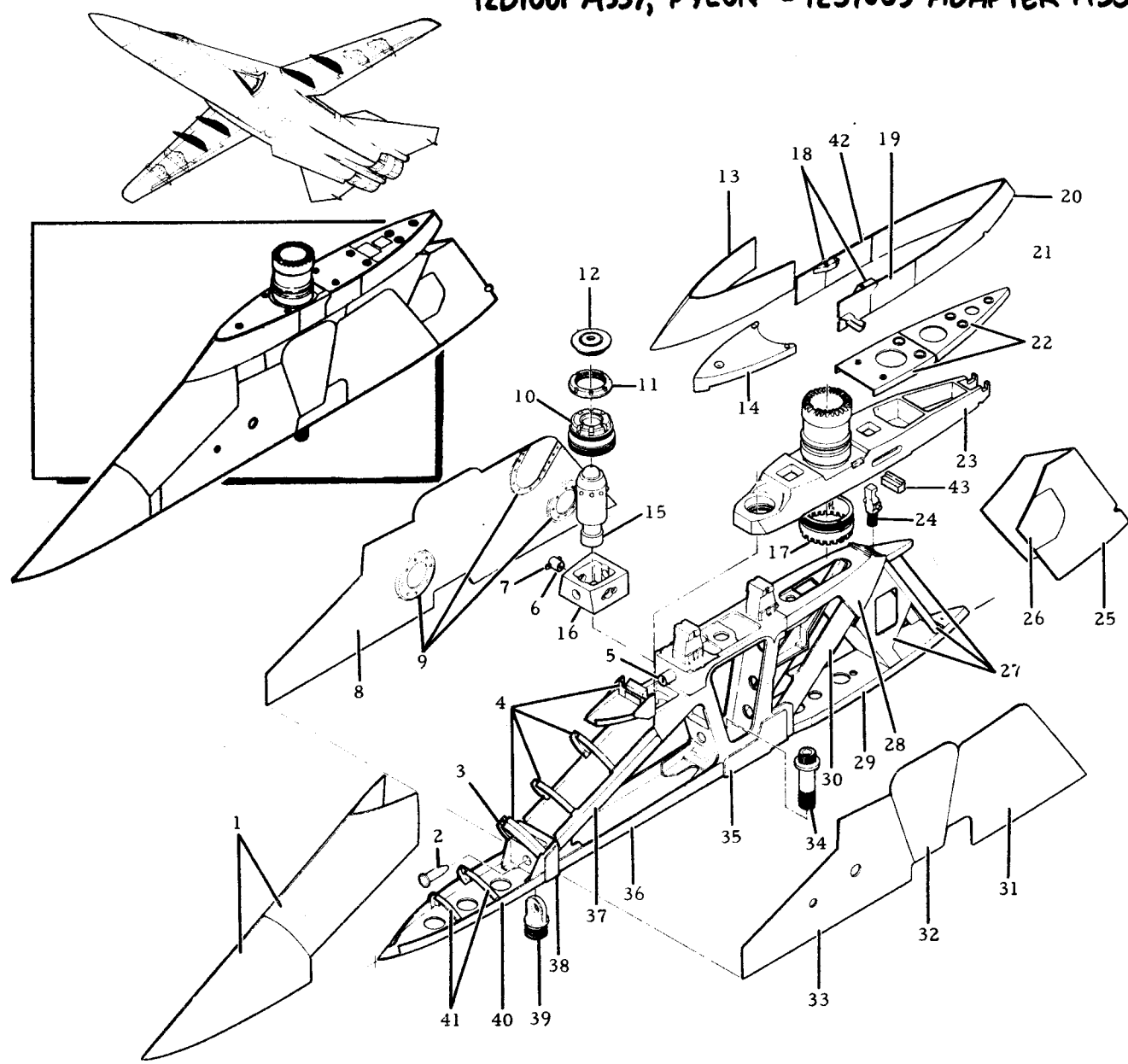
1.	12S1402	SUPPORT
2.	12S1419	LANYARD BAR
3.	12S1413	SUPPORT
4.	12S1414	FAIRING
5.	12S1423	LANYARD BAR SUPPORT
6.	12S1409	AFT FRAME
7.	12S1405	FAIRING
8.	12S1406	CLOSURE
9.	12S1408	CENTER FRAME
10.	12S1421	LOWER HOUSING
11.	12S1410	PANEL
12.	12S1411	FITTING
13.	12S1418	SEAL
14.	12S1406	LOWER CLOSURE
15.	12S1404	FAIRING
16.	12S1420	FAIRING ASSEMBLY
17.	12S1422	ALTERNATE SEAL
18.	12S1407	FWD FRAME
19.	12Y40170	DUCT - SRAM COOLING
20.	12E40890	GUARD
21.	12S131	LANYARD BAR SUPPORT
22.	12S1480	VALVE ASSEMBLY
23.	12S1460	EJECTOR ASSEMBLY
24.	C4310	
	12S1451	RETAINER
	12S1058	
25.	12S1003	WING ADAPTER ASSY.
26.	12S1012	SEAL
27.	12S1013	SEAL CENTER ADAPTER
28.	12S1015	COVER ASSY.-ADAPTER, AIR
29.	12S1003	COVER
30.	12S1011	ADAPTER
31.	12S1416	SEAL
32.	12S1013	SEAL
33.	12S1403	FITTING
34.	12S1417	ADAPTER
35.	12S1412	SUPPORT



12S1400
INSTALLATION

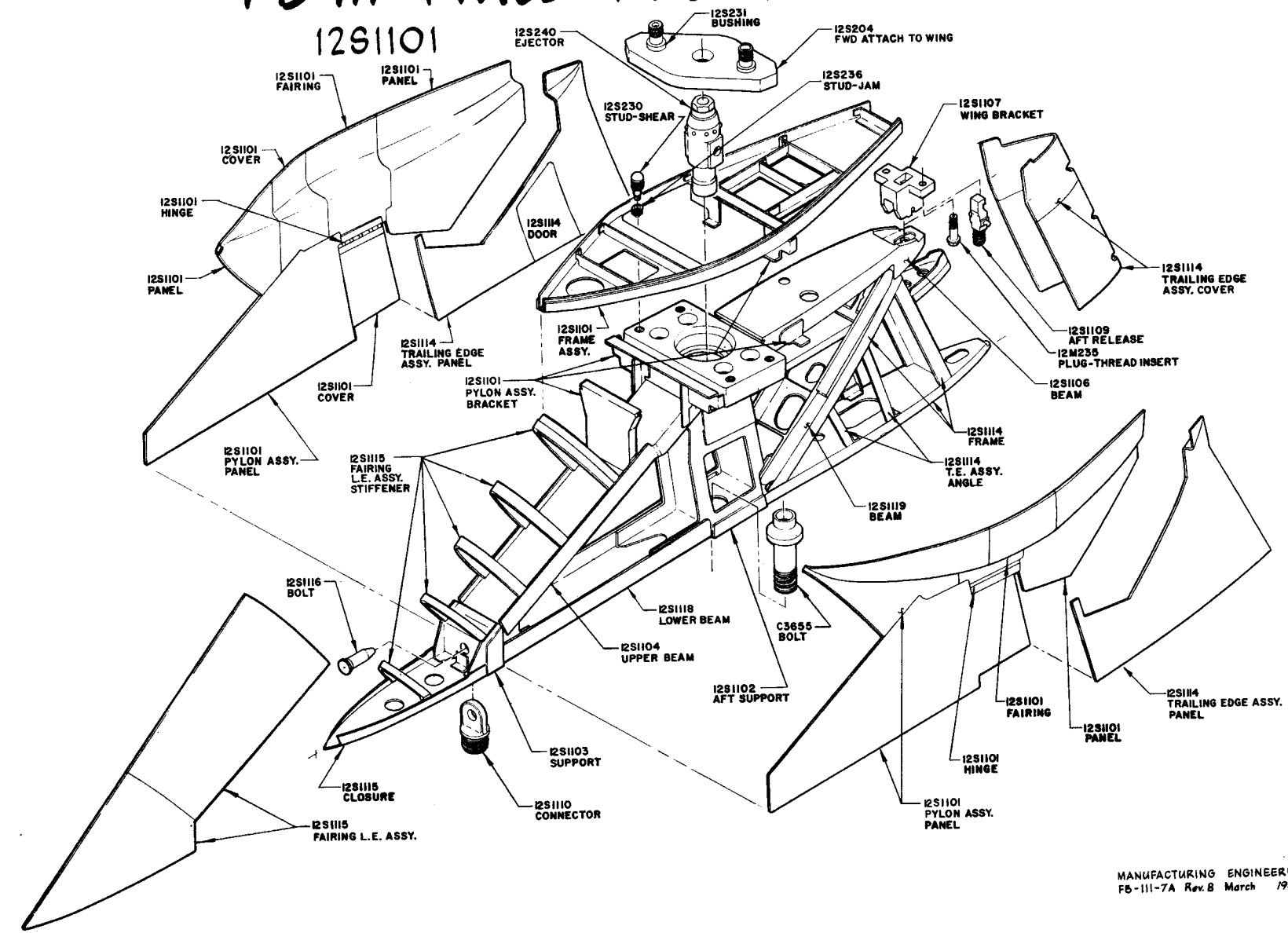
FB-111A PIVOT PYLON BREAKDOWN

12B1001 ASSY, PYLON - 12S1003 ADAPTER ASSY.



	12S1001	Pylon Assembly
	12S1003	Adapter Assembly
1.	12S1010	Pylon Fairing
2.	12S1116	Bolt
3.	12S1010	Flat
4.	12S1010	Stiffener
5.	12S1054	Gimbal Pin
6.	12S1055	Pin Ejector
7.	12S1059	Plate
8.	12S1001	Skin
9.	12S1001	Cover
10.	12S1056	Cap
11.	12S1058	Ring
12.	12S1057	Ejector Cap
13.	12S1003	Fairing
14.	12S1012	Seal
15.	12S1050	Ejector
16.	12S1053	Gimbal Ejector Release
17.	12S1020	Ring Nut
18.	12S1013	Seal
19.	12S1003	Door
20.	12S1003	Fairing
21.	12S1007	Guide
22.	12S1014	Seal
23.	12S1011	Adapter Assy.
24.	12S1109	Release Bolt
25.	12S1009	Fairing
26.	12S1009	Cover
27.	12S1009	Stiffener
28.	12S1008	Aft Upper Beam
29.	12S1009	Closure
30.	12S1017	Beam
31.	12S1001	Panel
32.	12S1001	Cover
33.	12S1001	Panel
34.	C3655	Bolt
35.	12S1004	Support Assy.
36.	12S1016	Fwd, Lower Beam
37.	12S1006	Beam
38.	12S1103	Support
39.	12S1110	Connector
40.	12S1010	Closure
41.	12S1010	Stiffener
42.	12S1015	Door
43.	12S1403	Fitting

FB-111 FIXED PYLON BREAKDOWN



F-111 FIXED & PIVOT PYLON JIG FLOW

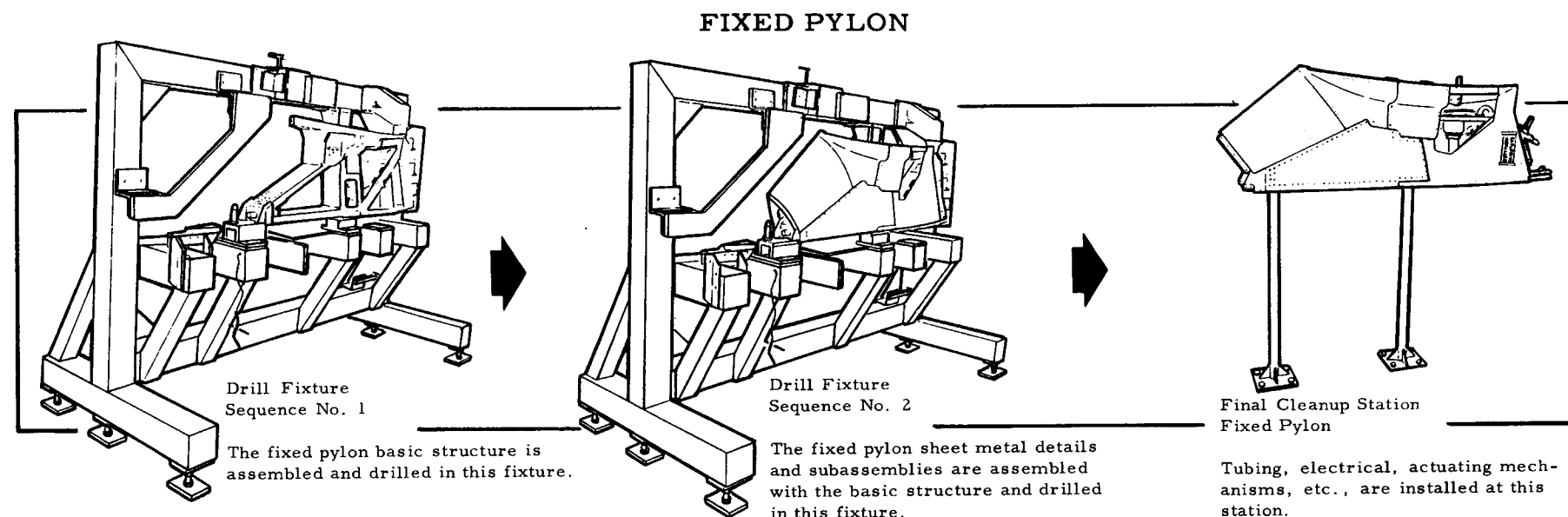
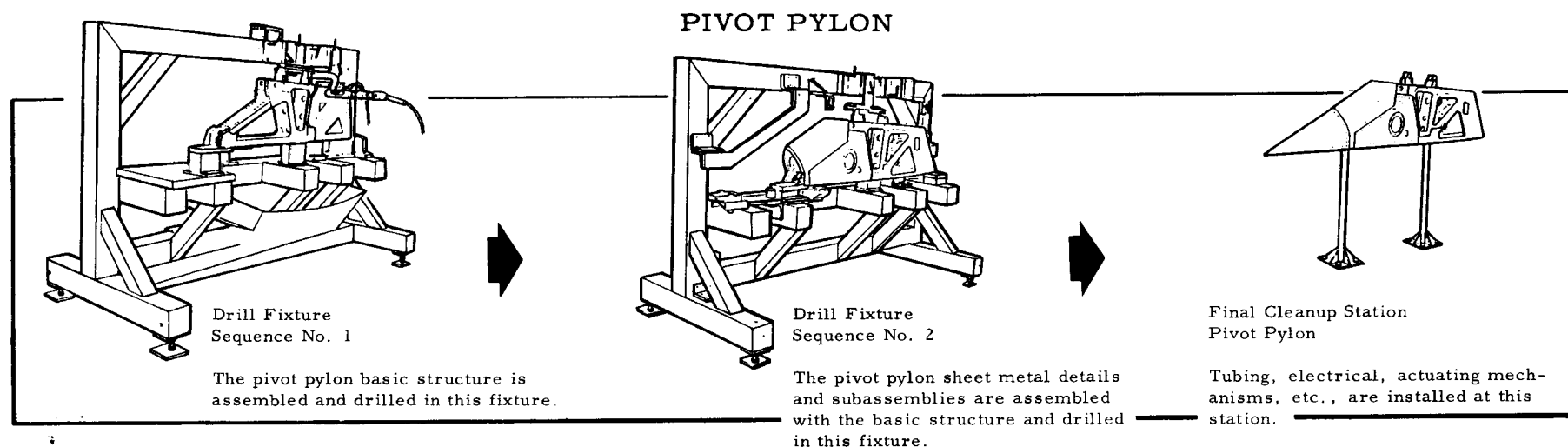
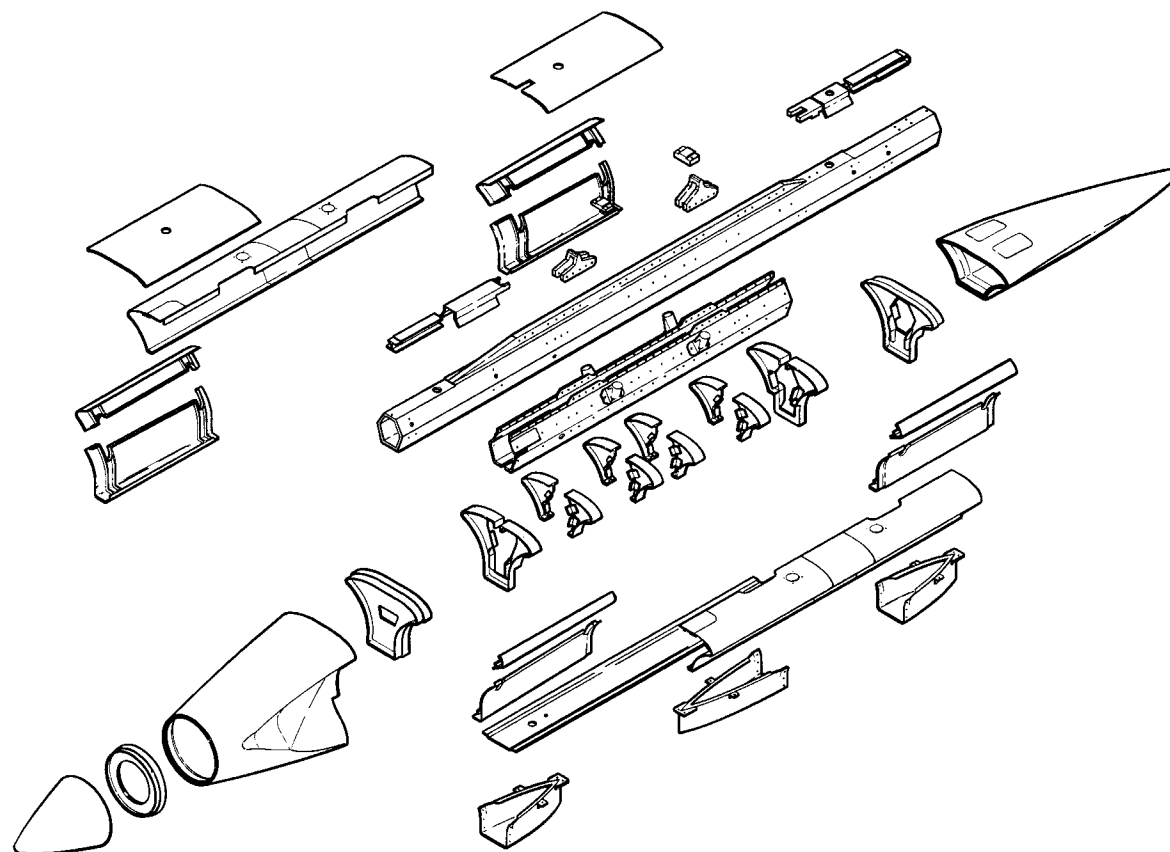


Figure 4-7 F-111 FIXED AND PIVOT PYLON JIG FLOW

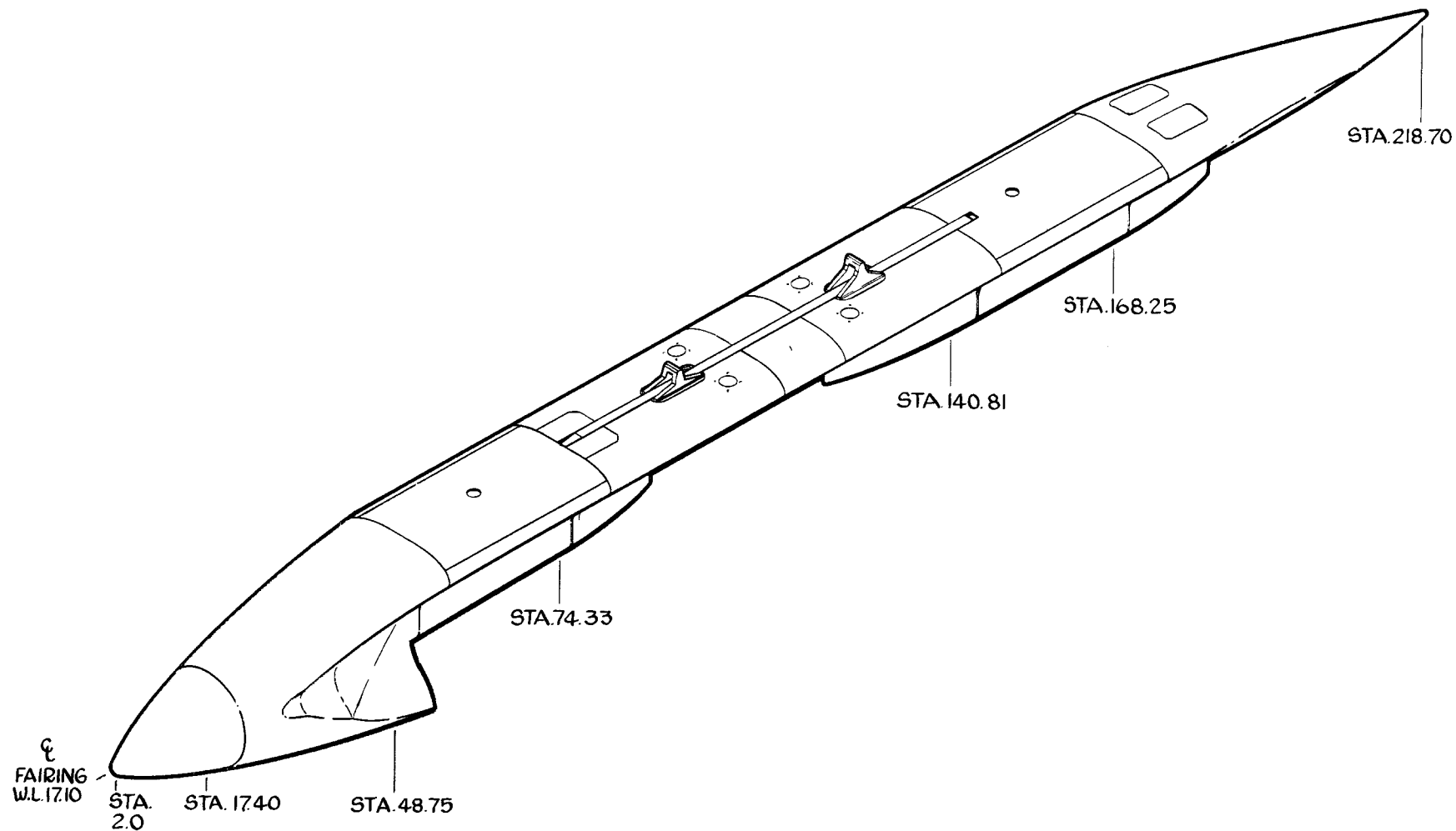
MODIFICATION OF MER-10A

BREAKDOWN



MODIFICATION OF MER-10A

COMPOSITE



MANUFACTURING ENGINEERING
ST-684-13 10 JULY 1967